

INSTRUCTOR'S SOLUTIONS MANUAL
TO ACCOMPANY

A FIRST COURSE IN THE
**FINITE
ELEMENT
METHOD**

FIFTH EDITION

DARYL L. LOGAN

Contents

Chapter 1	1
Chapter 2	3
Chapter 3	23
Chapter 4	127
Chapter 5	183
Chapter 6	281
Chapter 7	319
Chapter 8	338
Chapter 9	351
Chapter 10	371
Chapter 11	390
Chapter 12	414
Chapter 13	432
Chapter 14	473
Chapter 15	492
Chapter 16	518
Appendix A	550
Appendix B	555
Appendix D	561

Chapter 1

- 1.1. A finite element is a small body or unit interconnected to other units to model a larger structure or system.
- 1.2. Discretization means dividing the body (system) into an equivalent system of finite elements with associated nodes and elements.
- 1.3. The modern development of the finite element method began in 1941 with the work of Hrennikoff in the field of structural engineering.
- 1.4. The direct stiffness method was introduced in 1941 by Hrennikoff. However, it was not commonly known as the direct stiffness method until 1956.
- 1.5. A matrix is a rectangular array of quantities arranged in rows and columns that is often used to aid in expressing and solving a system of algebraic equations.
- 1.6. As computer developed it made possible to solve thousands of equations in a matter of minutes.
- 1.7. The following are the general steps of the finite element method.
 - Step 1
Divide the body into an equivalent system of finite elements with associated nodes and choose the most appropriate element type.
 - Step 2
Choose a displacement function within each element.
 - Step 3
Relate the stresses to the strains through the stress/strain law—generally called the constitutive law.
 - Step 4
Derive the element stiffness matrix and equations. Use the direct equilibrium method, a work or energy method, or a method of weighted residuals to relate the nodal forces to nodal displacements.
 - Step 5
Assemble the element equations to obtain the global or total equations and introduce boundary conditions.
 - Step 6
Solve for the unknown degrees of freedom (or generalized displacements).
 - Step 7
Solve for the element strains and stresses.
 - Step 8
Interpret and analyze the results for use in the design/analysis process.
- 1.8. The displacement method assumes displacements of the nodes as the unknowns of the problem. The problem is formulated such that a set of simultaneous equations is solved for nodal displacements.
- 1.9. Four common types of elements are: simple line elements, simple two-dimensional elements, simple three-dimensional elements, and simple axisymmetric elements.
- 1.10. Three common methods used to derive the element stiffness matrix and equations are
 - (1) direct equilibrium method
 - (2) work or energy methods
 - (3) methods of weighted residuals
- 1.11. The term 'degrees of freedom' refers to rotations and displacements that are associated with each node.

1.12. Five typical areas where the finite element is applied are as follows.

- (1) Structural/stress analysis
- (2) Heat transfer analysis
- (3) Fluid flow analysis
- (4) Electric or magnetic potential distribution analysis
- (5) Biomechanical engineering

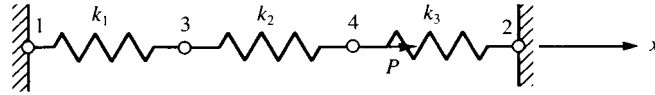
1.13. Five advantages of the finite element method are the ability to

- (1) Model irregularly shaped bodies quite easily
- (2) Handle general load conditions without difficulty
- (3) Model bodies composed of several different materials because element equations are evaluated individually
- (4) Handle unlimited numbers and kinds of boundary conditions
- (5) Vary the size of the elements to make it possible to use small elements where necessary

Chapter 2

2.1

(a)



$$[k^{(1)}] = \begin{bmatrix} k_1 & 0 & -k_1 & 0 \\ 0 & 0 & 0 & 0 \\ -k_1 & 0 & k_1 & 0 \\ 0 & 0 & 0 & 0 \end{bmatrix}$$

$$[k^{(2)}] = \begin{bmatrix} 0 & 0 & 0 & 0 \\ 0 & 0 & 0 & 0 \\ 0 & 0 & k_2 & -k_2 \\ 0 & 0 & -k_2 & k_2 \end{bmatrix}$$

$$[k^{(3)}] = \begin{bmatrix} 0 & 0 & 0 & 0 \\ 0 & k_3 & 0 & -k_3 \\ 0 & 0 & 0 & 0 \\ 0 & -k_3 & 0 & k_3 \end{bmatrix}$$

$$[K] = [k^{(1)}] + [k^{(2)}] + [k^{(3)}]$$

$$[K] = \begin{bmatrix} k_1 & 0 & -k_1 & 0 \\ 0 & k_3 & 0 & -k_3 \\ -k_1 & 0 & k_1 + k_2 & -k_2 \\ 0 & -k_3 & -k_2 & k_2 + k_3 \end{bmatrix}$$

(b) Nodes 1 and 2 are fixed so $u_1 = 0$ and $u_2 = 0$ and $[K]$ becomes

$$[K] = \begin{bmatrix} k_1 + k_2 & -k_2 \\ -k_2 & k_2 + k_3 \end{bmatrix}$$

$$\{F\} = [K] \{d\}$$

$$\begin{Bmatrix} F_{3x} \\ F_{4x} \end{Bmatrix} = \begin{bmatrix} k_1 + k_2 & -k_2 \\ -k_2 & k_2 + k_3 \end{bmatrix} \begin{Bmatrix} u_3 \\ u_4 \end{Bmatrix}$$

$$\Rightarrow \begin{Bmatrix} 0 \\ P \end{Bmatrix} = \begin{bmatrix} k_1 + k_2 & -k_2 \\ -k_2 & k_2 + k_3 \end{bmatrix} \begin{Bmatrix} u_3 \\ u_4 \end{Bmatrix}$$

$$\{F\} = [K] \{d\} \Rightarrow [K^{-1}] \{F\} = [K^{-1}] [K] \{d\}$$

$$\Rightarrow [K^{-1}] \{F\} = \{d\}$$

Using the adjoint method to find $[K^{-1}]$

$$C_{11} = k_2 + k_3 \qquad C_{21} = (-1)^3 (-k_2)$$

$$C_{12} = (-1)^{1+2} (-k_2) = k_2 \qquad C_{22} = k_1 + k_2$$

$$[C] = \begin{bmatrix} k_2 + k_3 & k_2 \\ k_2 & k_1 + k_2 \end{bmatrix} \text{ and } C^T = \begin{bmatrix} k_2 + k_3 & k_2 \\ k_2 & k_1 + k_2 \end{bmatrix}$$

$$\det [K] = | [K] | = (k_1 + k_2)(k_2 + k_3) - (-k_2)(-k_2)$$

$$\Rightarrow | [K] | = (k_1 + k_2)(k_2 + k_3) - k_2^2$$

$$[K^{-1}] = \frac{[C^T]}{\det K}$$

$$[K^{-1}] = \frac{\begin{bmatrix} k_2 + k_3 & k_2 \\ k_2 & k_1 + k_2 \end{bmatrix}}{(k_1 + k_2)(k_2 + k_3) - k_2^2} = \frac{\begin{bmatrix} k_2 + k_3 & k_2 \\ k_2 & k_1 + k_2 \end{bmatrix}}{k_1 k_2 + k_1 k_3 + k_2 k_3}$$

$$\begin{Bmatrix} u_3 \\ u_4 \end{Bmatrix} = \frac{\begin{bmatrix} k_2 + k_3 & k_2 \\ k_2 & k_1 + k_2 \end{bmatrix} \begin{Bmatrix} 0 \\ P \end{Bmatrix}}{k_1 k_2 + k_1 k_3 + k_2 k_3}$$

$$\Rightarrow u_3 = \frac{k_2 P}{k_1 k_2 + k_1 k_3 + k_2 k_3}$$

$$\Rightarrow u_4 = \frac{(k_1 + k_2) P}{k_1 k_2 + k_1 k_3 + k_2 k_3}$$

(c) In order to find the reaction forces we go back to the global matrix $F = [K] \{d\}$

$$\begin{Bmatrix} F_{1x} \\ F_{2x} \\ F_{3x} \\ F_{4x} \end{Bmatrix} = \begin{bmatrix} k_1 & 0 & -k_1 & 0 \\ 0 & k_3 & 0 & -k_3 \\ -k_1 & 0 & k_1 + k_2 & -k_2 \\ 0 & -k_3 & -k_2 & k_2 + k_3 \end{bmatrix} \begin{Bmatrix} u_1 \\ u_2 \\ u_3 \\ u_4 \end{Bmatrix}$$

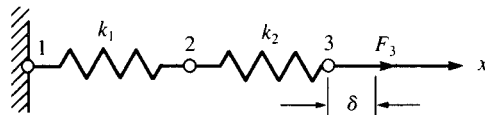
$$F_{1x} = -k_1 u_3 = -k_1 \frac{k_2 P}{k_1 k_2 + k_1 k_3 + k_2 k_3}$$

$$\Rightarrow F_{1x} = \frac{-k_1 k_2 P}{k_1 k_2 + k_1 k_3 + k_2 k_3}$$

$$F_{2x} = -k_3 u_4 = -k_3 \frac{(k_1 + k_2) P}{k_1 k_2 + k_1 k_3 + k_2 k_3}$$

$$\Rightarrow F_{2x} = \frac{-k_3 (k_1 + k_2) P}{k_1 k_2 + k_1 k_3 + k_2 k_3}$$

2.2



$$k_1 = k_2 = k_3 = 1000 \frac{\text{lb}}{\text{in.}}$$

$$[k^{(1)}] = \begin{matrix} & \begin{matrix} (1) & (2) \end{matrix} \\ \begin{matrix} (1) \\ (2) \end{matrix} & \begin{bmatrix} k & -k \\ -k & k \end{bmatrix} \end{matrix}; \quad [k^{(2)}] = \begin{matrix} & \begin{matrix} (2) & (3) \end{matrix} \\ \begin{matrix} (2) \\ (3) \end{matrix} & \begin{bmatrix} k & -k \\ -k & k \end{bmatrix} \end{matrix}$$

By the method of superposition the global stiffness matrix is constructed.

$$\begin{aligned}
 & \quad (1) \quad (2) \quad (3) \\
 [K] &= \begin{bmatrix} k & -k & 0 \\ -k & k+k & -k \\ 0 & -k & k \end{bmatrix} \begin{matrix} (1) \\ (2) \\ (3) \end{matrix} \Rightarrow [K] = \begin{bmatrix} k & -k & 0 \\ -k & 2k & -k \\ 0 & -k & k \end{bmatrix}
 \end{aligned}$$

Node 1 is fixed $\Rightarrow u_1 = 0$ and $u_3 = \delta$

$$\{F\} = [K] \{d\}$$

$$\begin{Bmatrix} F_{1x}=? \\ F_{2x}=0 \\ F_{3x}=? \end{Bmatrix} = \begin{bmatrix} k & -k & 0 \\ -k & 2k & -k \\ 0 & -k & k \end{bmatrix} \begin{Bmatrix} u_1=0 \\ u_2=? \\ u_3=\delta \end{Bmatrix}$$

$$\Rightarrow \begin{Bmatrix} 0 \\ F_{3x} \end{Bmatrix} = \begin{bmatrix} 2k & -k \\ -k & k \end{bmatrix} \begin{Bmatrix} u_2 \\ \delta \end{Bmatrix} \Rightarrow \begin{cases} 0 = 2k u_2 - k \delta \\ F_{3x} = -k u_2 + k \delta \end{cases}$$

$$\Rightarrow u_2 = \frac{k \delta}{2k} = \frac{\delta}{2} = \frac{1 \text{ in.}}{2} \Rightarrow u_2 = 0.5''$$

$$F_{3x} = -k (0.5'') + k (1'')$$

$$F_{3x} = \left(-1000 \frac{\text{lb}}{\text{in.}}\right) (0.5'') + \left(1000 \frac{\text{lb}}{\text{in.}}\right) (1'')$$

$$F_{3x} = 500 \text{ lbs}$$

Internal forces

Element (1)

$$\begin{Bmatrix} f_{1x}^{(1)} \\ f_{2x}^{(2)} \end{Bmatrix} = \begin{bmatrix} k & -k \\ -k & k \end{bmatrix} \begin{Bmatrix} u_1=0 \\ u_2=0.5'' \end{Bmatrix}$$

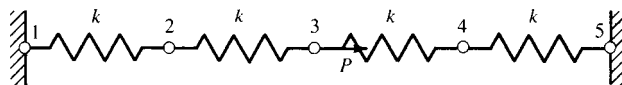
$$\Rightarrow f_{1x}^{(1)} = \left(-1000 \frac{\text{lb}}{\text{in.}}\right) (0.5'') \Rightarrow f_{1x}^{(1)} = -500 \text{ lb}$$

$$f_{2x}^{(1)} = \left(1000 \frac{\text{lb}}{\text{in.}}\right) (0.5'') \Rightarrow f_{2x}^{(1)} = 500 \text{ lb}$$

Element (2)

$$\begin{Bmatrix} f_{2x}^{(2)} \\ f_{3x}^{(2)} \end{Bmatrix} = \begin{bmatrix} k & -k \\ -k & k \end{bmatrix} \begin{Bmatrix} u_2=0.5'' \\ u_3=1'' \end{Bmatrix} \Rightarrow \begin{cases} f_{2x}^{(2)} = -500 \text{ lb} \\ f_{3x}^{(2)} = 500 \text{ lb} \end{cases}$$

2.3



$$(a) [k^{(1)}] = [k^{(2)}] = [k^{(3)}] = [k^{(4)}] = \begin{bmatrix} k & -k \\ -k & k \end{bmatrix}$$

By the method of superposition we construct the global $[K]$ and knowing $\{F\} = [K] \{d\}$ we have

$$\begin{Bmatrix} F_{1x}=? \\ F_{2x}=0 \\ F_{3x}=P \\ F_{4x}=0 \\ F_{5x}=? \end{Bmatrix} = \begin{bmatrix} k & -k & 0 & 0 & 0 \\ -k & 2k & -k & 0 & 0 \\ 0 & -k & 2k & -k & 0 \\ 0 & 0 & -k & 2k & -k \\ 0 & 0 & 0 & -k & k \end{bmatrix} \begin{Bmatrix} u_1=0 \\ u_2 \\ u_3 \\ u_4 \\ u_5=0 \end{Bmatrix}$$

$$(b) \begin{cases} 0 \\ P \\ 0 \end{cases} = \begin{bmatrix} 2k & -k & 0 \\ -k & 2k & -k \\ 0 & -k & 2k \end{bmatrix} \begin{cases} u_2 \\ u_3 \\ u_4 \end{cases} \Rightarrow \begin{cases} 0 = 2ku_2 - ku_3 \\ P = -ku_2 + 2ku_3 - ku_4 \\ 0 = -ku_3 + 2ku_4 \end{cases}$$

$$\Rightarrow u_2 = \frac{u_3}{2}; u_4 = \frac{u_3}{2}$$

Substituting in the equation in the middle

$$P = -k u_2 + 2k u_3 - k u_4$$

$$\Rightarrow P = -k \left(\frac{u_3}{2} \right) + 2k u_3 - k \left(\frac{u_3}{2} \right)$$

$$\Rightarrow P = k u_3$$

$$\Rightarrow u_3 = \frac{P}{k}$$

$$u_2 = \frac{P}{2k}; u_4 = \frac{P}{2k}$$

(c) In order to find the reactions at the fixed nodes 1 and 5 we go back to the global equation $\{F\} = [K] \{d\}$

$$F_{1x} = -k u_2 = -k \frac{P}{2k} \Rightarrow F_{1x} = -\frac{P}{2}$$

$$F_{5x} = -k u_4 = -k \frac{P}{2k} \Rightarrow F_{5x} = -\frac{P}{2}$$

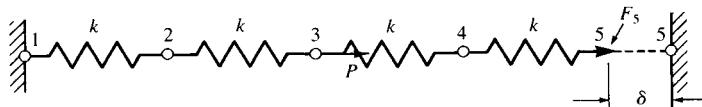
Check

$$\Sigma F_x = 0 \Rightarrow F_{1x} + F_{5x} + P = 0$$

$$\Rightarrow -\frac{P}{2} + \left(-\frac{P}{2} \right) + P = 0$$

$$\Rightarrow 0 = 0$$

2.4



$$(a) [k^{(1)}] = [k^{(2)}] = [k^{(3)}] = [k^{(4)}] = \begin{bmatrix} k & -k \\ -k & k \end{bmatrix}$$

By the method of superposition the global $[K]$ is constructed.

Also $\{F\} = [K] \{d\}$ and $u_1 = 0$ and $u_5 = \delta$

$$\begin{cases} F_{1x} = ? \\ F_{2x} = 0 \\ F_{3x} = 0 \\ F_{4x} = 0 \\ F_{5x} = ? \end{cases} = \begin{bmatrix} k & -k & 0 & 0 & 0 \\ -k & 2k & -k & 0 & 0 \\ 0 & -k & 2k & -k & 0 \\ 0 & 0 & -k & 2k & -k \\ 0 & 0 & 0 & -k & k \end{bmatrix} \begin{cases} u_1 = 0 \\ u_2 = ? \\ u_3 = ? \\ u_4 = ? \\ u_5 = \delta \end{cases}$$

$$(b) \quad 0 = 2k u_2 - k u_3 \quad (1)$$

$$0 = -k u_2 + 2k u_3 - k u_4 \quad (2)$$

$$0 = -k u_3 + 2k u_4 - k \delta \quad (3)$$

From (2)

$$u_3 = 2 u_2$$

From (3)

$$u_4 = \frac{\delta + 2 u_2}{2}$$

Substituting in Equation (2)

$$\Rightarrow -k(u_2) + 2k(2u_2) - k\left(\frac{\delta + 2\delta_{2x}}{2}\right)$$

$$\Rightarrow -u_2 + 4u_2 - u_2 - \frac{\delta}{2} = 0 \Rightarrow u_2 = \frac{\delta}{4}$$

$$\Rightarrow u_3 = 2 \frac{\delta}{4} \Rightarrow u_3 = \frac{\delta}{2}$$

$$\Rightarrow u_4 = \frac{\delta + 2\left(\frac{\delta}{4}\right)}{2} \Rightarrow u_4 = \frac{3\delta}{4}$$

(c) Going back to the global equation

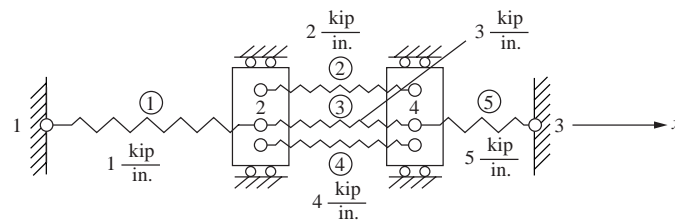
$$\{F\} = [K] \{d\}$$

$$F_{1x} = -k u_2 = -k \frac{\delta}{4} \Rightarrow F_{1x} = -\frac{k \delta}{4}$$

$$F_{5x} = -k u_4 + k \delta = -k \left(\frac{3\delta}{4}\right) + k \delta$$

$$\Rightarrow F_{5x} = \frac{k \delta}{4}$$

2.5



$$[k^{(1)}] = \begin{bmatrix} d_1 & d_2 \\ 1 & -1 \\ -1 & 1 \end{bmatrix}; \quad [k^{(2)}] = \begin{bmatrix} d_2 & d_4 \\ 2 & -2 \\ -2 & 2 \end{bmatrix}$$

$$[k^{(3)}] = \begin{bmatrix} d_2 & d_4 \\ 3 & -3 \\ -3 & 3 \end{bmatrix}; \quad [k^{(4)}] = \begin{bmatrix} d_2 & d_4 \\ 4 & -4 \\ -4 & 4 \end{bmatrix}$$

$$[k^{(5)}] = \begin{bmatrix} d_4 & d_3 \\ 5 & -5 \\ -5 & 5 \end{bmatrix}$$

Assembling global $[K]$ using direct stiffness method

$$[K] = \begin{bmatrix} 1 & -1 & 0 & 0 \\ -1 & 1+2+3+4 & 0 & -2-3-4 \\ 0 & 0 & 5 & -5 \\ 0 & -2-3-4 & -5 & 2+3+4+5 \end{bmatrix}$$

Simplifying

$$[K] = \begin{bmatrix} 1 & -1 & 0 & 0 \\ -1 & 10 & 0 & -9 \\ 0 & 0 & 5 & -5 \\ 0 & -9 & -5 & 14 \end{bmatrix} \frac{\text{kip}}{\text{in.}}$$

2.6 Now apply + 2 kip at node 2 in spring assemblage of P 2.5.

$$\therefore F_{2x} = 2 \text{ kip}$$

$$[K]\{d\} = \{F\}$$

$[K]$ from P 2.5

$$\begin{bmatrix} 1 & -1 & 0 & 0 \\ -1 & 10 & 0 & -9 \\ 0 & 0 & 5 & -5 \\ 0 & -9 & -5 & 14 \end{bmatrix} \begin{Bmatrix} u_1 = 0 \\ u_2 \\ u_3 = 0 \\ u_4 \end{Bmatrix} = \begin{Bmatrix} F_1 \\ 2 \\ F_3 \\ 0 \end{Bmatrix} \quad (\text{A})$$

where $u_1 = 0, u_3 = 0$ as nodes 1 and 3 are fixed.

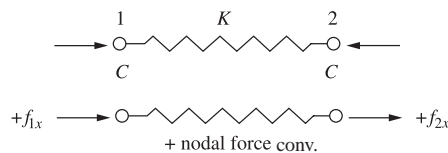
Using Equations (1) and (3) of (A)

$$\begin{bmatrix} 10 & -9 \\ -9 & 14 \end{bmatrix} \begin{Bmatrix} u_2 \\ u_4 \end{Bmatrix} = \begin{Bmatrix} 2 \\ 0 \end{Bmatrix}$$

Solving

$$u_2 = 0.475 \text{ in.}, \quad u_4 = 0.305 \text{ in.}$$

2.7



$$f_{1x} = C, \quad f_{2x} = -C$$

$$f = -k\delta = -k(u_2 - u_1)$$

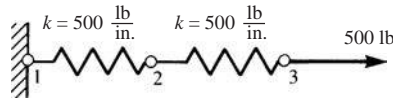
$$\therefore f_{1x} = -k(u_2 - u_1)$$

$$f_{2x} = -(-k)(u_2 - u_1)$$

$$\begin{Bmatrix} f_{1x} \\ f_{2x} \end{Bmatrix} = \begin{Bmatrix} k & -k \\ -k & k \end{Bmatrix} \begin{Bmatrix} u_1 \\ u_2 \end{Bmatrix}$$

$$\therefore [K] = \begin{Bmatrix} k & -k \\ -k & k \end{Bmatrix} \text{ same as for tensile element}$$

2.8



$$k_1 = 500 \begin{bmatrix} 1 & -1 \\ -1 & 1 \end{bmatrix}; k_2 = 500 \begin{bmatrix} 1 & -1 \\ -1 & 1 \end{bmatrix}$$

So

$$[K] = 500 \begin{bmatrix} 1 & -1 & 0 \\ -1 & 2 & -1 \\ 0 & -1 & 1 \end{bmatrix}$$

$$\{F\} = [K] \{d\}$$

$$\Rightarrow \begin{bmatrix} F_1 = ? \\ F_2 = 0 \\ F_3 = 1000 \end{bmatrix} = 500 \begin{bmatrix} 1 & -1 & 0 \\ -1 & 2 & -1 \\ 0 & -1 & 1 \end{bmatrix} \begin{cases} u_1 = 0 \\ u_2 = ? \\ u_3 = ? \end{cases}$$

$$\Rightarrow 0 = 1000 u_2 - 500 u_3 \tag{1}$$

$$500 = -500 u_2 + 500 u_3 \tag{2}$$

From (1)

$$u_2 = \frac{500}{1000} u_3 \Rightarrow u_2 = 0.5 u_3 \tag{3}$$

Substituting (3) into (2)

$$\Rightarrow 500 = -500 (0.5 u_3) + 500 u_3$$

$$\Rightarrow 500 = 250 u_3$$

$$\Rightarrow u_3 = 2 \text{ in.}$$

$$\Rightarrow u_2 = (0.5) (2 \text{ in.}) \Rightarrow u_2 = 1 \text{ in.}$$

Element 1-2

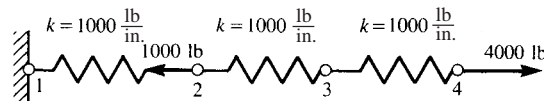
$$\begin{Bmatrix} f_{1x}^{(1)} \\ f_{2x}^{(1)} \end{Bmatrix} = 500 \begin{bmatrix} 1 & -1 \\ -1 & 1 \end{bmatrix} \begin{Bmatrix} 0 \text{ in.} \\ 1 \text{ in.} \end{Bmatrix} \Rightarrow \begin{cases} f_{1x}^{(1)} = -500 \text{ lb} \\ f_{2x}^{(1)} = 500 \text{ lb} \end{cases}$$

Element 2-3

$$\begin{Bmatrix} f_{2x}^{(2)} \\ f_{3x}^{(2)} \end{Bmatrix} = 500 \begin{bmatrix} 1 & -1 \\ -1 & 1 \end{bmatrix} \begin{Bmatrix} 1 \text{ in.} \\ 2 \text{ in.} \end{Bmatrix} \Rightarrow \begin{cases} f_{2x}^{(2)} = -500 \text{ lb} \\ f_{3x}^{(2)} = 500 \text{ lb} \end{cases}$$

$$F_{1x} = 500 [1 \ -1 \ 0] \begin{bmatrix} 0 \\ 1 \text{ in.} \\ 2 \text{ in.} \end{bmatrix} \Rightarrow F_{1x} = -500 \text{ lb}$$

2.9



$$[k^{(1)}] = \begin{matrix} & \begin{matrix} (1) & (2) \end{matrix} \\ \begin{matrix} (1) \\ (2) \end{matrix} & \begin{bmatrix} 1000 & -1000 \\ -1000 & 1000 \end{bmatrix} \end{matrix}$$

$$[k^{(2)}] = \begin{matrix} & \begin{matrix} (2) & (3) \end{matrix} \\ \begin{matrix} (2) \\ (3) \end{matrix} & \begin{bmatrix} 1000 & -1000 \\ -1000 & 1000 \end{bmatrix} \end{matrix}$$

$$[k^{(3)}] = \begin{matrix} & \begin{matrix} (3) & (4) \end{matrix} \\ \begin{matrix} (3) \\ (4) \end{matrix} & \begin{bmatrix} 1000 & -1000 \\ -1000 & 1000 \end{bmatrix} \end{matrix}$$

$$[K] = \begin{matrix} & \begin{matrix} (1) & (2) & (3) & (4) \end{matrix} \\ \begin{matrix} (1) \\ (2) \\ (3) \\ (4) \end{matrix} & \begin{bmatrix} 1000 & -1000 & 0 & 0 \\ -1000 & 2000 & -1000 & 0 \\ 0 & -1000 & 2000 & -1000 \\ 0 & 0 & -1000 & 1000 \end{bmatrix} \end{matrix}$$

$$\begin{Bmatrix} F_{1x} = ? \\ F_{2x} = -1000 \\ F_{3x} = 0 \\ F_{4x} = 4000 \end{Bmatrix} = \begin{bmatrix} 1000 & -1000 & 0 & 0 \\ -1000 & 2000 & -1000 & 0 \\ 0 & -1000 & 2000 & -1000 \\ 0 & 0 & -1000 & 1000 \end{bmatrix} \begin{Bmatrix} u_1 = 0 \\ u_2 \\ u_3 \\ u_4 \end{Bmatrix}$$

$$\Rightarrow \begin{aligned} u_1 &= 0 \text{ in.} \\ u_2 &= 3 \text{ in.} \\ u_3 &= 7 \text{ in.} \\ u_4 &= 11 \text{ in.} \end{aligned}$$

Reactions

$$F_{1x} = [1000 \quad -1000 \quad 0 \quad 0] \begin{Bmatrix} u_1 = 0 \\ u_2 = 3 \\ u_3 = 7 \\ u_4 = 11 \end{Bmatrix} \Rightarrow F_{1x} = -3000 \text{ lb}$$

Element forces

Element (1)

$$\begin{Bmatrix} f_{1x}^{(1)} \\ f_{2x}^{(1)} \end{Bmatrix} = \begin{bmatrix} 1000 & -1000 \\ -1000 & 1000 \end{bmatrix} \begin{Bmatrix} 0 \\ 3 \end{Bmatrix} \Rightarrow \begin{aligned} f_{1x}^{(1)} &= -3000 \text{ lb} \\ f_{2x}^{(1)} &= 3000 \text{ lb} \end{aligned}$$

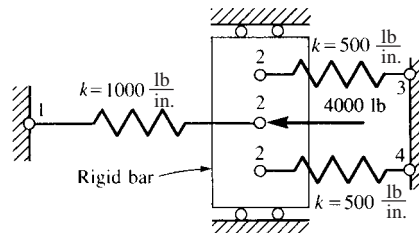
Element (2)

$$\begin{Bmatrix} f_{2x}^{(2)} \\ f_{3x}^{(2)} \end{Bmatrix} = \begin{bmatrix} 1000 & -1000 \\ -1000 & 1000 \end{bmatrix} \begin{Bmatrix} 3 \\ 7 \end{Bmatrix} \Rightarrow \begin{aligned} f_{2x}^{(2)} &= -4000 \text{ lb} \\ f_{3x}^{(2)} &= 4000 \text{ lb} \end{aligned}$$

Element (3)

$$\begin{Bmatrix} f_{3x}^{(3)} \\ f_{4x}^{(3)} \end{Bmatrix} = \begin{bmatrix} 1000 & -1000 \\ -1000 & 1000 \end{bmatrix} \begin{Bmatrix} 7 \\ 11 \end{Bmatrix} \Rightarrow \begin{aligned} f_{3x}^{(3)} &= -4000 \text{ lb} \\ f_{4x}^{(3)} &= 4000 \text{ lb} \end{aligned}$$

2.10



$$[k^{(1)}] = \begin{bmatrix} 1000 & -1000 \\ -1000 & 1000 \end{bmatrix}$$

$$[k^{(2)}] = \begin{bmatrix} 500 & -500 \\ -500 & 500 \end{bmatrix}$$

$$[k^{(3)}] = \begin{bmatrix} 500 & -500 \\ -500 & 500 \end{bmatrix}$$

$$\{F\} = [K] \{d\}$$

$$\begin{Bmatrix} F_{1x} = ? \\ F_{2x} = -4000 \\ F_{3x} = ? \\ F_{4x} = ? \end{Bmatrix} = \begin{bmatrix} 1000 & -1000 & 0 & 0 \\ -1000 & 2000 & -500 & -500 \\ 0 & -500 & 500 & 0 \\ 0 & -500 & 0 & 500 \end{bmatrix} \begin{Bmatrix} u_1 = 0 \\ u_2 = ? \\ u_3 = 0 \\ u_4 = 0 \end{Bmatrix}$$

$$\Rightarrow u_2 = \frac{-4000}{2000} = -2 \text{ in.}$$

Reactions

$$\begin{Bmatrix} F_{1x} \\ F_{2x} \\ F_{3x} \\ F_{4x} \end{Bmatrix} = \begin{bmatrix} 1000 & -1000 & 0 & 0 \\ -1000 & 2000 & -500 & -500 \\ 0 & -500 & 500 & 0 \\ 0 & -500 & 0 & 500 \end{bmatrix} \begin{Bmatrix} 0 \\ -2 \\ 0 \\ 0 \end{Bmatrix}$$

$$\Rightarrow \begin{Bmatrix} F_{1x} \\ F_{2x} \\ F_{3x} \\ F_{4x} \end{Bmatrix} = \begin{Bmatrix} 2000 \\ -4000 \\ 1000 \\ 1000 \end{Bmatrix} \text{ lb}$$

Element (1)

$$\begin{Bmatrix} f_{1x}^{(1)} \\ f_{2x}^{(1)} \end{Bmatrix} = \begin{bmatrix} 1000 & -1000 \\ -1000 & 1000 \end{bmatrix} \begin{Bmatrix} 0 \\ -2 \end{Bmatrix} \Rightarrow \begin{Bmatrix} f_{1x}^{(1)} \\ f_{2x}^{(1)} \end{Bmatrix} = \begin{Bmatrix} 2000 \\ -2000 \end{Bmatrix} \text{ lb}$$

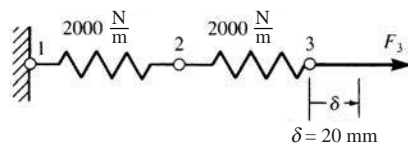
Element (2)

$$\begin{Bmatrix} f_{2x}^{(2)} \\ f_{3x}^{(2)} \end{Bmatrix} = \begin{bmatrix} 500 & -500 \\ -500 & 500 \end{bmatrix} \begin{Bmatrix} -2 \\ 0 \end{Bmatrix} \Rightarrow \begin{Bmatrix} f_{2x}^{(2)} \\ f_{3x}^{(2)} \end{Bmatrix} = \begin{Bmatrix} -1000 \\ 1000 \end{Bmatrix} \text{ lb}$$

Element (3)

$$\begin{Bmatrix} f_{2x}^{(3)} \\ f_{4x}^{(3)} \end{Bmatrix} = \begin{bmatrix} 500 & -500 \\ -500 & 500 \end{bmatrix} \begin{Bmatrix} -2 \\ 0 \end{Bmatrix} \Rightarrow \begin{Bmatrix} f_{2x}^{(3)} \\ f_{4x}^{(3)} \end{Bmatrix} = \begin{Bmatrix} -1000 \\ 1000 \end{Bmatrix} \text{ lb}$$

2.11



$$[k^{(1)}] = \begin{bmatrix} 2000 & -2000 \\ -2000 & 2000 \end{bmatrix}; [k^{(2)}] = \begin{bmatrix} 2000 & -2000 \\ -2000 & 2000 \end{bmatrix}$$

$$\{F\} = [K] \{d\}$$

$$\begin{Bmatrix} F_{1x}=? \\ F_{2x}=0 \\ F_{3x}=? \end{Bmatrix} = \begin{bmatrix} 2000 & -2000 & 0 \\ -2000 & 4000 & -2000 \\ 0 & -2000 & 2000 \end{bmatrix} \begin{Bmatrix} u_1=0 \\ u_2=? \\ u_3=0.02 \text{ m} \end{Bmatrix}$$

$$\Rightarrow u_2 = 0.01 \text{ m}$$

Reactions

$$F_{1x} = (-2000)(0.01) \Rightarrow F_{1x} = -20 \text{ N}$$

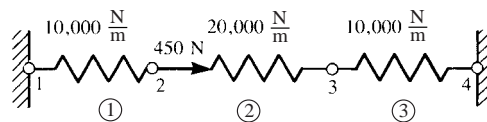
Element (1)

$$\begin{Bmatrix} \hat{f}_{1x} \\ \hat{f}_{2x} \end{Bmatrix} = \begin{bmatrix} 2000 & -2000 \\ -2000 & 2000 \end{bmatrix} \begin{Bmatrix} 0 \\ 0.01 \end{Bmatrix} \Rightarrow \begin{Bmatrix} \hat{f}_{1x} \\ \hat{f}_{2x} \end{Bmatrix} = \begin{Bmatrix} -20 \\ 20 \end{Bmatrix} \text{ N}$$

Element (2)

$$\begin{Bmatrix} \hat{f}_{2x} \\ \hat{f}_{3x} \end{Bmatrix} = \begin{bmatrix} 2000 & -2000 \\ -2000 & 2000 \end{bmatrix} \begin{Bmatrix} 0.01 \\ 0.02 \end{Bmatrix} \Rightarrow \begin{Bmatrix} \hat{f}_{2x} \\ \hat{f}_{3x} \end{Bmatrix} = \begin{Bmatrix} -20 \\ 20 \end{Bmatrix} \text{ N}$$

2.12



$$[k^{(1)}] = [k^{(3)}] = 10000 \begin{Bmatrix} 1 & -1 \\ -1 & 1 \end{Bmatrix}$$

$$[k^{(2)}] = 10000 \begin{Bmatrix} 2 & -2 \\ -2 & 2 \end{Bmatrix}$$

$$\{F\} = [K] \{d\}$$

$$\begin{Bmatrix} F_{1x}=? \\ F_{2x}=4500 \text{ N} \\ F_{3x}=0 \\ F_{4x}=? \end{Bmatrix} = 10000 \begin{bmatrix} 1 & -1 & 0 & 0 \\ -1 & 3 & -2 & 0 \\ 0 & -2 & 3 & -1 \\ 0 & 0 & -1 & 1 \end{bmatrix} \begin{Bmatrix} u_1=0 \\ u_2=? \\ u_3=? \\ u_4=0 \end{Bmatrix}$$

$$0 = -2u_2 + 3u_3 \Rightarrow u_2 = \frac{3}{2}u_3 \Rightarrow u_2 = 1.5u_3$$

$$450 \text{ N} = 30000(1.5u_3) - 20000u_3$$

$$\Rightarrow 450 \text{ N} = (25000 \frac{\text{N}}{\text{m}})u_3 \Rightarrow u_3 = 1.8 \times 10^{-2} \text{ m}$$

$$\Rightarrow u_2 = 1.5(1.8 \times 10^{-2}) \Rightarrow u_2 = 2.7 \times 10^{-2} \text{ m}$$

Element (1)

$$\begin{Bmatrix} \hat{f}_{1x} \\ \hat{f}_{2x} \end{Bmatrix} = 10000 \begin{bmatrix} 1 & -1 \\ -1 & 1 \end{bmatrix} \begin{Bmatrix} 0 \\ 2.7 \times 10^{-2} \end{Bmatrix} \Rightarrow \begin{Bmatrix} \hat{f}_{1x}^{(1)} \\ \hat{f}_{2x}^{(1)} \end{Bmatrix} = \begin{Bmatrix} -270 \text{ N} \\ 270 \text{ N} \end{Bmatrix}$$

Element (2)

$$\begin{Bmatrix} \hat{f}_{2x} \\ \hat{f}_{3x} \end{Bmatrix} = 20000 \begin{bmatrix} 1 & -1 \\ -1 & 1 \end{bmatrix} \begin{Bmatrix} 2.7 \times 10^{-2} \\ 1.8 \times 10^{-2} \end{Bmatrix} \Rightarrow \begin{matrix} \hat{f}_{2x}^{(2)} = 180 \text{ N} \\ \hat{f}_{3x}^{(2)} = -180 \text{ N} \end{matrix}$$

Element (3)

$$\begin{Bmatrix} \hat{f}_{3x} \\ \hat{f}_{4x} \end{Bmatrix} = 10000 \begin{bmatrix} 1 & -1 \\ -1 & 1 \end{bmatrix} \begin{Bmatrix} 1.8 \times 10^{-2} \\ 0 \end{Bmatrix} \Rightarrow \begin{matrix} \hat{f}_{3x}^{(3)} = 180 \text{ N} \\ \hat{f}_{4x}^{(3)} = -180 \text{ N} \end{matrix}$$

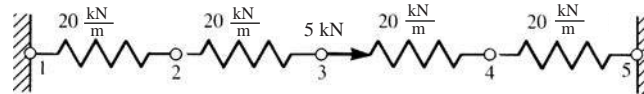
Reactions

$$\{F_{1x}\} = \left(10000 \frac{\text{N}}{\text{m}}\right) [1 \ -1] \begin{Bmatrix} 0 \\ 2.7 \times 10^{-2} \end{Bmatrix} \Rightarrow F_{1x} = -270 \text{ N}$$

$$\{F_{4x}\} = \left(10000 \frac{\text{N}}{\text{m}}\right) [-1 \ 1] \begin{Bmatrix} 1.8 \times 10^{-2} \\ 0 \end{Bmatrix}$$

$$\Rightarrow F_{4x} = -180 \text{ N}$$

2.13



$$[k^{(1)}] = [k^{(2)}] = [k^{(3)}] = [k^{(4)}] = 20 \begin{bmatrix} 1 & -1 \\ -1 & 1 \end{bmatrix}$$

$$\{F\} = [K] \{d\}$$

$$\begin{Bmatrix} F_{1x} = ? \\ F_{2x} = 0 \\ F_{3x} = 10 \text{ kN} \\ F_{4x} = 0 \\ F_{5x} = ? \end{Bmatrix} = 20 \begin{bmatrix} 1 & -1 & 0 & 0 & 0 \\ -1 & 2 & -1 & 0 & 0 \\ 0 & -1 & 2 & -1 & 0 \\ 0 & 0 & -1 & 2 & -1 \\ 0 & 0 & 0 & -1 & 1 \end{bmatrix} \begin{Bmatrix} u_1 = 0 \\ u_2 = ? \\ u_3 = ? \\ u_4 = ? \\ u_5 = 0 \end{Bmatrix}$$

$$\begin{cases} 0 = 2u_2 - u_3 \Rightarrow u_2 = 0.5u_3 \\ 0 = -u_3 + 2u_4 \Rightarrow u_4 = 0.5u_3 \end{cases} \Rightarrow u_2 = u_4$$

$$\Rightarrow 5 \text{ kN} = -20u_2 + 40(2u_2) - 20u_2$$

$$\Rightarrow 5 = 40u_2 \Rightarrow u_2 = 0.125 \text{ m}$$

$$\Rightarrow u_4 = 0.125 \text{ m}$$

$$\Rightarrow u_3 = 2(0.125) \Rightarrow u_3 = 0.25 \text{ m}$$

Element (1)

$$\begin{Bmatrix} \hat{f}_{1x} \\ \hat{f}_{2x} \end{Bmatrix} = 20 \begin{bmatrix} 1 & -1 \\ -1 & 1 \end{bmatrix} \begin{Bmatrix} 0 \\ 0.125 \end{Bmatrix} \Rightarrow \begin{matrix} \hat{f}_{1x}^{(1)} = -2.5 \text{ kN} \\ \hat{f}_{2x}^{(1)} = 2.5 \text{ kN} \end{matrix}$$

Element (2)

$$\begin{Bmatrix} \hat{f}_{2x} \\ \hat{f}_{3x} \end{Bmatrix} = 20 \begin{bmatrix} 1 & -1 \\ -1 & 1 \end{bmatrix} \begin{Bmatrix} 0.125 \\ 0.25 \end{Bmatrix} \Rightarrow \begin{matrix} \hat{f}_{2x}^{(2)} = -2.5 \text{ kN} \\ \hat{f}_{3x}^{(2)} = 2.5 \text{ kN} \end{matrix}$$

Element (3)

$$\begin{Bmatrix} f_{3x} \\ f_{4x} \end{Bmatrix} = 20 \begin{bmatrix} 1 & -1 \\ -1 & 1 \end{bmatrix} \begin{Bmatrix} 0.25 \\ 0.125 \end{Bmatrix} \Rightarrow \begin{aligned} f_{3x}^{(3)} &= 2.5 \text{ kN} \\ f_{4x}^{(3)} &= -2.5 \text{ kN} \end{aligned}$$

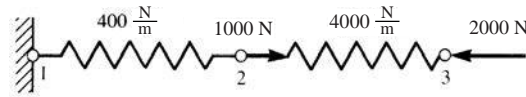
Element (4)

$$\begin{Bmatrix} \hat{f}_{4x} \\ \hat{f}_{5x} \end{Bmatrix} = 20 \begin{bmatrix} 1 & -1 \\ -1 & 1 \end{bmatrix} \begin{Bmatrix} 0.125 \\ 0 \end{Bmatrix} \Rightarrow \begin{aligned} \hat{f}_{4x}^{(4)} &= 2.5 \text{ kN} \\ \hat{f}_{5x}^{(4)} &= -2.5 \text{ kN} \end{aligned}$$

$$F_{1x} = 20 [1 \quad -1] \begin{Bmatrix} 0 \\ 0.125 \end{Bmatrix} \Rightarrow F_{1x} = -2.5 \text{ kN}$$

$$F_{5x} = 20 [-1 \quad 1] \begin{Bmatrix} 0.125 \\ 0 \end{Bmatrix} \Rightarrow F_{5x} = -2.5 \text{ kN}$$

2.14



$$[k^{(1)}] = [k^{(2)}] = 400 \begin{bmatrix} 1 & -1 \\ -1 & 1 \end{bmatrix}$$

$$\{F\} = [K] \{d\}$$

$$\begin{Bmatrix} F_{1x} = ? \\ F_{2x} = 100 \\ F_{3x} = -200 \end{Bmatrix} = 400 \begin{bmatrix} 1 & 0 & 0 \\ -1 & 2 & -1 \\ 0 & -1 & 1 \end{bmatrix} \begin{Bmatrix} u_1 = 0 \\ u_2 = ? \\ u_3 = ? \end{Bmatrix}$$

$$100 = 800 u_2 - 400 u_3$$

$$-200 = -400 u_2 + 400 u_3$$

$$-100 = 400 u_2 \Rightarrow u_2 = -0.25 \text{ m}$$

$$100 = 800 (-0.25) - 400 u_3 \Rightarrow u_3 = -0.75 \text{ m}$$

Element (1)

$$\begin{Bmatrix} \hat{f}_{1x} \\ \hat{f}_{2x} \end{Bmatrix} = 400 \begin{bmatrix} 1 & -1 \\ -1 & 1 \end{bmatrix} \begin{Bmatrix} 0 \\ -0.25 \end{Bmatrix} \Rightarrow \begin{aligned} \hat{f}_{1x}^{(1)} &= 100 \text{ N} \\ \hat{f}_{2x}^{(1)} &= -100 \text{ N} \end{aligned}$$

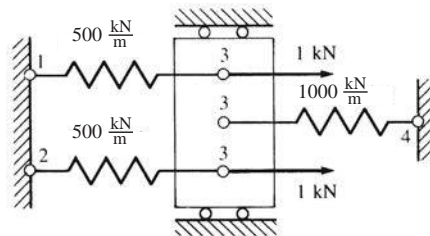
Element (2)

$$\begin{Bmatrix} \hat{f}_{2x} \\ \hat{f}_{3x} \end{Bmatrix} = 400 \begin{bmatrix} 1 & -1 \\ -1 & 1 \end{bmatrix} \begin{Bmatrix} -0.25 \\ -0.75 \end{Bmatrix} \Rightarrow \begin{aligned} \hat{f}_{2x}^{(2)} &= 200 \text{ N} \\ \hat{f}_{3x}^{(2)} &= -200 \text{ N} \end{aligned}$$

Reaction

$$\{F_{1x}\} = 400 [1 \quad -1] \begin{Bmatrix} 0 \\ -0.25 \end{Bmatrix} \Rightarrow F_{1x} = 100 \text{ N}$$

2.15



$$[k^{(1)}] = \begin{bmatrix} 500 & -500 \\ -500 & 500 \end{bmatrix}; [k^{(2)}] = \begin{bmatrix} 500 & -500 \\ -500 & 500 \end{bmatrix}; [k^{(3)}] = \begin{bmatrix} 1000 & -1000 \\ -1000 & 1000 \end{bmatrix}$$

$$\begin{Bmatrix} F_{1x} = ? \\ F_{2x} = ? \\ F_{3x} = 2 \text{ kN} \\ F_{4x} = ? \end{Bmatrix} = \begin{bmatrix} 500 & 0 & -500 & 0 \\ 0 & 500 & -500 & 0 \\ -500 & -500 & 2000 & -1000 \\ 0 & 0 & -1000 & 1000 \end{bmatrix} \begin{Bmatrix} u_1 = 0 \\ u_2 = 0 \\ u_3 = ? \\ u_4 = 0 \end{Bmatrix}$$

$$\Rightarrow u_3 = 0.001 \text{ m}$$

Reactions

$$F_{1x} = (-500)(0.001) \Rightarrow F_{1x} = -0.5 \text{ kN}$$

$$F_{2x} = (-500)(0.001) \Rightarrow F_{2x} = -0.5 \text{ kN}$$

$$F_{4x} = (-1000)(0.001) \Rightarrow F_{4x} = -1.0 \text{ kN}$$

Element (1)

$$\begin{Bmatrix} \hat{f}_{1x} \\ \hat{f}_{3x} \end{Bmatrix} = \begin{bmatrix} 500 & -500 \\ -500 & 500 \end{bmatrix} \begin{Bmatrix} 0 \\ 0.001 \end{Bmatrix} \Rightarrow \begin{Bmatrix} \hat{f}_{1x} \\ \hat{f}_{3x} \end{Bmatrix} = \begin{Bmatrix} -0.5 \text{ kN} \\ 0.5 \text{ kN} \end{Bmatrix}$$

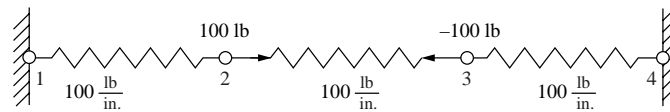
Element (2)

$$\begin{Bmatrix} \hat{f}_{2x} \\ \hat{f}_{3x} \end{Bmatrix} = \begin{bmatrix} 500 & -500 \\ -500 & 500 \end{bmatrix} \begin{Bmatrix} 0 \\ 0.001 \end{Bmatrix} \Rightarrow \begin{Bmatrix} \hat{f}_{2x} \\ \hat{f}_{3x} \end{Bmatrix} = \begin{Bmatrix} -0.5 \text{ kN} \\ 0.5 \text{ kN} \end{Bmatrix}$$

Element (3)

$$\begin{Bmatrix} \hat{f}_{3x} \\ \hat{f}_{4x} \end{Bmatrix} = \begin{bmatrix} 1000 & -1000 \\ -1000 & 1000 \end{bmatrix} \begin{Bmatrix} 0.001 \\ 0 \end{Bmatrix} \Rightarrow \begin{Bmatrix} \hat{f}_{3x} \\ \hat{f}_{4x} \end{Bmatrix} = \begin{Bmatrix} 1 \text{ kN} \\ -1 \text{ kN} \end{Bmatrix}$$

2.16



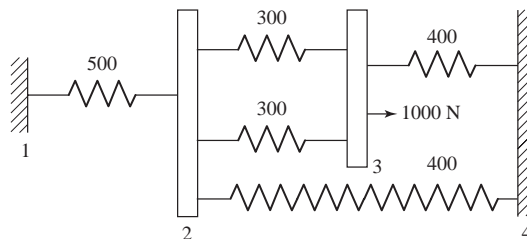
$$\begin{Bmatrix} F_{1x} \\ 100 \\ -100 \\ F_{4x} \end{Bmatrix} = \begin{bmatrix} 100 & -100 & 0 & 0 \\ -100 & 100+100 & -100 & 0 \\ 0 & -100 & 100+100 & -100 \\ 0 & 0 & -100 & 100 \end{bmatrix} \begin{Bmatrix} u_1 \\ u_2 \\ u_3 \\ u_4 \end{Bmatrix}$$

$$\begin{Bmatrix} 100 \\ -100 \end{Bmatrix} = \begin{Bmatrix} 200 & -100 \\ -100 & 200 \end{Bmatrix} \begin{Bmatrix} u_2 \\ u_3 \end{Bmatrix}$$

$$u_2 = \frac{1}{3} \text{ in.}$$

$$u_3 = -\frac{1}{3} \text{ in.}$$

2.17



$$\begin{Bmatrix} F_{1x}=? \\ 0 \\ 1000 \text{ N} \\ F_{4x}=? \end{Bmatrix} = \begin{bmatrix} 500 & -500 & 0 & 0 \\ -500 & (400+300) & -300-300 & -400 \\ 0 & (500+300) & (300+300+400) & -400 \\ 0 & -300-300 & -400 & 400+400 \end{bmatrix} \begin{Bmatrix} u_1=0 \\ u_2 \\ u_3 \\ u_4=0 \end{Bmatrix}$$

$$0 = 1500 u_2 - 600 u_3$$

$$1000 = -600 u_2 + 1000 u_3$$

$$u_3 = \frac{15 \cancel{\delta} \cancel{\delta}}{6 \cancel{\delta} \cancel{\delta}} u_2 = 2.5 u_2$$

$$1000 = -600 u_2 + 1000 (2.5 u_2)$$

$$1000 = 1900 u_2$$

$$u_2 = \frac{1000}{1900} = \frac{1}{1.9} \text{ mm} = 0.526 \text{ mm}$$

$$u_3 = 2.5 \left(\frac{1}{1.9} \right) \text{ mm} = 1.316 \text{ mm}$$

$$F_{1x} = -500 \left(\frac{1}{1.9} \right) = -263.16 \text{ N}$$

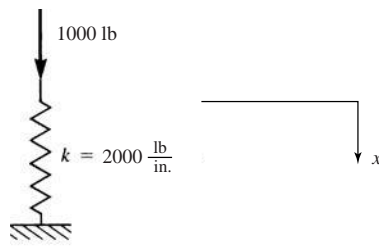
$$F_{4x} = -400 \left(\frac{1}{1.9} \right) - 400 \left(2.5 \left(\frac{1}{1.9} \right) \right)$$

$$= -400 \left(\frac{1}{1.9} + \frac{2.5}{1.9} \right) = -736.84 \text{ N}$$

$$\Sigma F_x = -263.16 + 1000 - 736.84 = 0$$

2.18

(a)



As in Example 2.4

$$\pi_p = U + \Omega$$

$$U = \frac{1}{2} k x^2, \Omega = -Fx$$

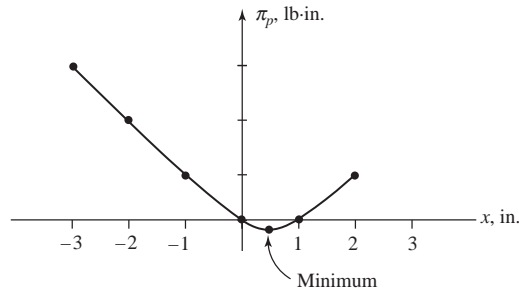
Set up table

$$\pi_p = \frac{1}{2} (2000) x^2 - 1000 x = 1000 x^2 - 1000 x$$

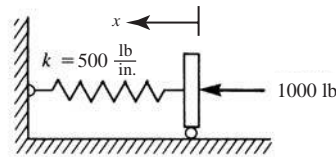
Deformation x , in.	π_p , lb·in.
-3.0	6000
-2.0	3000

-1.0	1000
0.0	0
0.5	-125
1.0	0
2.0	1000

$$\frac{\partial \pi_p}{\partial x} = 2000x - 1000 = 0 \Rightarrow x = 0.5 \text{ in. yields minimum } \pi_p \text{ as table verifies.}$$



(b)



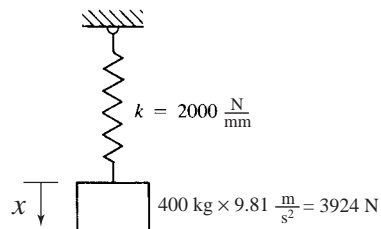
$$\pi_p = \frac{1}{2} kx^2 - F_x = 250x^2 - 1000x$$

x, in.	π_p , lb-in.
-3.0	11250
-2.0	3000
-1.0	1250
0	0
1.0	-750
2.0	-1000
3.0	-750

$$\frac{\partial \pi_p}{\partial x} = 500x - 1000 = 0$$

$$\Rightarrow x = 2.0 \text{ in. yields } \pi_p \text{ minimum}$$

(c)



$$\pi_p = \frac{1}{2} (2000) x^2 - 3924 x = 1000 x^2 - 3924 x$$

$$\frac{\partial \pi_p}{\partial x} = 2000 x - 3924 = 0$$

⇒ $x = 1.962$ mm yields π_p minimum

$$\pi_{p \text{ min}} = \frac{1}{2} (2000) (1.962)^2 - 3924 (1.962)$$

⇒ $\pi_{p \text{ min}} = -3849.45$ N·mm

(d)
$$\pi_p = \frac{1}{2} (400) x^2 - 981 x$$

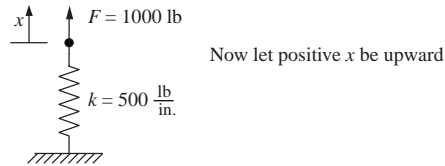
$$\frac{\partial \pi_p}{\partial x} = 400 x - 981 = 0$$

⇒ $x = 2.4525$ mm yields π_p minimum

$$\pi_{p \text{ min}} = \frac{1}{2} (400) (2.4525)^2 - 981 (2.4525)$$

⇒ $\pi_{p \text{ min}} = -1202.95$ N·mm

2.19



$$\pi_p = \frac{1}{2} kx^2 - Fx$$

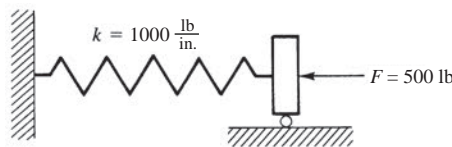
$$\pi_p = \frac{1}{2} (500) x^2 - 1000 x$$

$$\pi_p = 250 x^2 - 1000 x$$

$$\frac{\partial \pi_p}{\partial x} = 500 x - 1000 = 0$$

⇒ $x = 2.0$ in. ↑

2.20



$$F = k\delta^2 \quad (x = \delta)$$

$$dU = F dx$$

$$U = \int_0^x (kx^2) dx$$

$$U = \frac{kx^3}{3}$$

$$\Omega = -Fx$$

$$\pi_p = \frac{1}{3} kx^3 - 500x$$

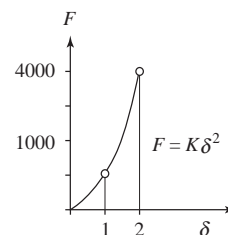
$$\frac{\partial \pi_p}{\partial x} = 0 = kx^2 - 500$$

$$0 = 1000x^2 - 500$$

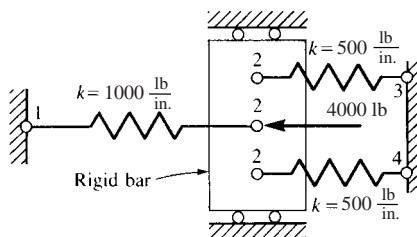
$$\Rightarrow x = 0.707 \text{ in. (equilibrium value of displacement)}$$

$$\pi_{p \text{ min}} = \frac{1}{3} (1000) (0.707)^3 - 500 (0.707)$$

$$\pi_{p \text{ min}} = -235.7 \text{ lb}\cdot\text{in.}$$



2.21 Solve Problem 2.10 using P.E. approach



$$\pi_p = \sum_{e=1}^3 \pi_p^{(e)} = \frac{1}{2} k_1 (u_2 - u_1)^2 + \frac{1}{2} k_2 (u_3 - u_2)^2 + \frac{1}{2} k_3 (u_4 - u_2)^2$$

$$-f_{1x}^{(1)} u_1 - f_{2x}^{(1)} u_2 - f_{2x}^{(2)} u_2$$

$$-f_{3x}^{(2)} u_3 - f_{2x}^{(3)} u_2 - f_{4x}^{(3)} u_4$$

$$\frac{\partial \pi_p}{\partial u_1} = -k_1 u_2 + k_1 u_1 - f_{1x}^{(1)} = 0 \quad (1)$$

$$\begin{aligned} \frac{\partial \pi_p}{\partial u_2} &= k_1 u_2 - k_1 u_1 - k_2 u_3 + k_2 u_2 - k_3 u_4 \\ &+ k_3 u_2 - f_{2x}^{(1)} - f_{2x}^{(2)} - f_{2x}^{(3)} = 0 \end{aligned} \quad (2)$$

$$\frac{\partial \pi_p}{\partial u_3} = k_2 u_3 - k_2 u_2 - f_{3x}^{(2)} = 0 \quad (3)$$

$$\frac{\partial \pi_p}{\partial u_4} = k_3 u_4 - k_3 u_2 - f_{4x}^{(3)} = 0 \quad (4)$$

In matrix form (1) through (4) become

$$\begin{bmatrix} k_1 & -k_1 & 0 & 0 \\ -k_1 & k_1+k_2+k_3 & -k_2 & -k_3 \\ 0 & -k_2 & k_2 & 0 \\ 0 & -k_3 & 0 & k_3 \end{bmatrix} \begin{Bmatrix} u_1 \\ u_2 \\ u_3 \\ u_4 \end{Bmatrix} = \begin{Bmatrix} f_{1x}^{(1)} \\ f_{2x}^{(1)} + f_{2x}^{(2)} + f_{2x}^{(3)} \\ f_{3x}^{(2)} \\ f_{4x}^{(3)} \end{Bmatrix} \quad (5)$$

or using numerical values

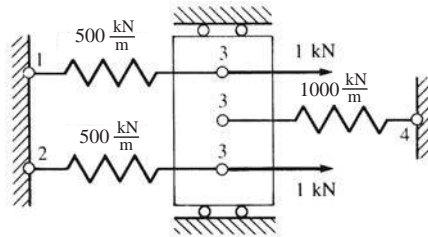
$$\begin{bmatrix} 1000 & -1000 & 0 & 0 \\ -1000 & 2000 & -500 & -500 \\ 0 & -500 & 500 & 0 \\ 0 & -500 & 0 & 500 \end{bmatrix} \begin{Bmatrix} u_1=0 \\ u_2 \\ u_3=0 \\ u_4=0 \end{Bmatrix} = \begin{Bmatrix} F_{1x} \\ -4000 \\ F_{3x} \\ F_{4x} \end{Bmatrix} \quad (6)$$

Solution now follows as in Problem 2.10

Solve 2nd of Equations (6) for $u_2 = -2$ in.

For reactions and element forces, see solution to Problem 2.10

2.22 Solve Problem 2.15 by P.E. approach



$$\begin{aligned} \pi_p &= \sum_{e=1}^3 \pi_p^{(e)} = \frac{1}{2} k_1 (u_3 - u_1)^2 + \frac{1}{2} k_2 (u_3 - u_2)^2 \\ &\quad + \frac{1}{2} k_3 (u_4 - u_3)^2 - f_{1x}^{(1)} u_1 \\ &\quad - f_{3x}^{(1)} u_3 - f_{2x}^{(2)} u_2 - f_{3x}^{(2)} u_3 \\ &\quad - f_{3x}^{(3)} u_3 - f_{3x}^{(4)} u_4 \end{aligned}$$

$$\frac{\partial \pi_p}{\partial u_1} = 0 = -k_1 u_3 + k_1 u_1 - f_{1x}^{(1)}$$

$$\frac{\partial \pi_p}{\partial u_2} = 0 = -k_2 u_3 + k_2 u_2 - f_{2x}^{(2)}$$

$$\frac{\partial \pi_p}{\partial u_3} = 0 = k_1 u_3 + k_2 u_3 - k_2 u_2 - k_3 u_4 + k_3 u_3 - f_{3x}^{(2)} - f_{3x}^{(3)} - f_{3x}^{(1)} - k_1 u_1$$

$$\frac{\partial \pi_p}{\partial u_4} = 0 = k_3 u_4 - k_3 u_3 - f_{3x}^{(4)}$$

In matrix form

$$\begin{bmatrix} k_1 & 0 & -k_1 & 0 \\ 0 & k_2 & -k_2 & 0 \\ -k_1 & -k_2 & k_1+k_2+k_3 & -k_3 \\ 0 & 0 & -k_3 & k_3 \end{bmatrix} \begin{Bmatrix} u_1 \\ u_2 \\ u_3 \\ u_4 \end{Bmatrix} = \begin{Bmatrix} F_{1x} \\ F_{2x} \\ F_{3x} = 2 \text{ kN} \\ F_{4x} \end{Bmatrix}$$

For rest of solution, see solutions of Problem 2.15.

2.23

$$I = a_1 + a_2 x$$

$$I(0) = a_1 = I_1$$

$$I(L) = a_1 + a_2 L = I_2$$

$$a_2 = \frac{I_2 - I_1}{L}$$

$$\therefore I = I_1 + \frac{I_2 - I_1}{L} x$$

Now $V = IR$

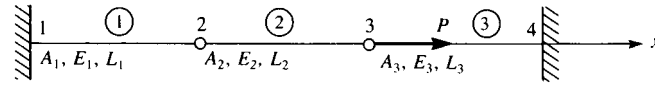
$$V = -V_1 = R(I_2 - I_1)$$

$$V = V_2 = R(I_2 - I_1)$$

$$\begin{Bmatrix} V_1 \\ V_2 \end{Bmatrix} = R \begin{bmatrix} 1 & -1 \\ -1 & 1 \end{bmatrix} \begin{Bmatrix} I_1 \\ I_2 \end{Bmatrix}$$

Chapter 3

3.1



$$(a) \quad [\hat{k}^{(1)}] = \frac{A_1 E_1}{L_1} \begin{bmatrix} 1 & -1 \\ -1 & 1 \end{bmatrix}$$

$$[\hat{k}^{(2)}] = \frac{A_2 E_2}{L_2} \begin{bmatrix} 1 & -1 \\ -1 & 1 \end{bmatrix}$$

$$[\hat{k}^{(3)}] = \frac{A_3 E_3}{L_3} \begin{bmatrix} 1 & -1 \\ -1 & 1 \end{bmatrix}$$

$$[K] = \begin{bmatrix} \frac{A_1 E_1}{L_1} & -\frac{A_1 E_1}{L_1} & 0 & 0 \\ -\frac{A_1 E_1}{L_1} & \frac{A_1 E_1}{L_1} + \frac{A_2 E_2}{L_2} & -\frac{A_2 E_2}{L_2} & 0 \\ 0 & -\frac{A_2 E_2}{L_2} & \frac{A_2 E_2}{L_2} + \frac{A_3 E_3}{L_3} & -\frac{A_3 E_3}{L_3} \\ 0 & 0 & -\frac{A_3 E_3}{L_3} & \frac{A_3 E_3}{L_3} \end{bmatrix}$$

$$(b) \quad \frac{A_1 E_1}{L_1} = \frac{A_2 E_2}{L_2} = \frac{A_3 E_3}{L_3} = \frac{AE}{L}$$

$$[K] = \frac{AE}{L} \begin{bmatrix} 1 & -1 & 0 & 0 \\ -1 & 2 & -1 & 0 \\ 0 & -1 & 2 & -1 \\ 0 & 0 & -1 & 1 \end{bmatrix}$$

It is known that $\{F\} = [K] \{d\}$

$$\Rightarrow \begin{cases} F_{1x} = ? \\ F_{2x} = 0 \\ F_{3x} = P \\ F_{4x} = ? \end{cases} = \frac{AE}{L} \begin{bmatrix} 1 & -1 & 0 & 0 \\ -1 & 2 & -1 & 0 \\ 0 & -1 & 2 & -1 \\ 0 & 0 & -1 & 1 \end{bmatrix} \begin{cases} u_1 = 0 \\ u_2 = ? \\ u_3 = ? \\ u_4 = 0 \end{cases}$$

$$\Rightarrow 0 = \frac{2AE}{L} u_2 - \frac{AE}{L} u_3 \Rightarrow u_3 = 2 u_2$$

$$P = \frac{-AE}{L} u_2 + \frac{2AE}{L} u_3$$

$$\Rightarrow P = \frac{-AE}{L} u_2 + \frac{2AE}{L} (2 u_2)$$

$$\Rightarrow u_2 = \frac{1}{3} \frac{PL}{AE}$$

$$\Rightarrow u_3 = 2 \cdot \frac{1}{3} \frac{PL}{AE} \Rightarrow u_3 = \frac{2}{3} \frac{PL}{AE}$$

(c) $A = 1 \text{ in.}^2$; $E = 10 \times 10^6 \text{ psi}$; $L = 10 \text{ in.}$

$$P = 1000 \text{ lbs}$$

(i) $u_2 = \frac{1}{3} \frac{PL}{AE} = \frac{1}{3} \frac{(1000)(10)}{(1)(10 \times 10^6)}$

$$\Rightarrow u_2 = 3.33 \times 10^{-4} \text{ in.}$$

$$u_3 = \frac{2}{3} \frac{PL}{AE} = 2 u_2$$

$$\Rightarrow u_3 = 6.67 \times 10^{-4} \text{ in.}$$

(ii) Going back to $\{F\} = [K] \{d\}$

$$F_{1x} = \frac{-AE}{L} u_2 = \frac{-AE}{L} \left(\frac{1}{3} \frac{PL}{AE} \right) = \frac{-1}{3} P$$

$$\Rightarrow F_{1x} = \frac{-1}{3} (1000) \Rightarrow F_{1x} = -333.3 \text{ lbs}$$

$$F_{4x} = \frac{-AE}{L} u_3 = \frac{-AE}{L} \left(\frac{2}{3} \frac{PL}{AE} \right) = \frac{-2}{3} P$$

$$\Rightarrow F_{4x} = \frac{-2}{3} (1000) \Rightarrow F_{4x} = -666.7 \text{ lbs}$$

(iii) $f = \sigma A$, where f = force, σ = stress and A = area.

Going back to the local system and substituting

Element (1)

$$\left\{ \begin{array}{l} \sigma_{1x} = \frac{f_{1x}}{A} \\ \sigma_{2x} = \frac{f_{2x}}{A} \end{array} \right\} = \frac{AE}{AL} \begin{bmatrix} 1 & -1 \\ -1 & 1 \end{bmatrix} \left\{ \begin{array}{l} u_1 = 0 \\ u_2 = 3.33 \times 10^{-4} \end{array} \right\}$$

$$\Rightarrow \sigma_{1x} = -\frac{E}{L} u_2 = -\frac{10 \times 10^6}{10} (3.33 \times 10^{-4})$$

$$\Rightarrow \sigma_{1x}^{(1)} = -333.33 \text{ psi (C)}$$

$$\Rightarrow \sigma_{2x} = \frac{E}{L} u_2 = \frac{10 \times 10^6}{10} (3.33 \times 10^{-4})$$

$$\Rightarrow \sigma_{2x}^{(2)} = 333.33 \text{ psi (T)}$$

Element (2)

$$\left\{ \begin{array}{l} \sigma_{2x} = \frac{f_{2x}}{A} \\ \sigma_{3x} = \frac{f_{3x}}{A} \end{array} \right\} = \frac{AE}{AL} \begin{bmatrix} 1 & -1 \\ -1 & 1 \end{bmatrix} \left\{ \begin{array}{l} u_2 = 3.33 \times 10^{-4} \\ u_3 = 6.67 \times 10^{-4} \end{array} \right\}$$

$$\Rightarrow \sigma_{2x} = \frac{E}{L} (u_2 - u_3) = \frac{10 \times 10^6}{10} \times 10^{-4} (3.33 - 6.67)$$

$$\Rightarrow \sigma_{2x}^{(2)} = -333.33 \text{ psi (C)}$$

$$\Rightarrow \sigma_{3x}^{(2)} = \frac{E}{L} (u_3 - u_2) = \frac{10 \times 10^6}{10} \times 10^{-4} (6.67 - 3.33)$$

$$\Rightarrow \sigma_{3x}^{(2)} = 333.33 \text{ psi (T)}$$

Element (3)

$$\left\{ \begin{array}{l} \sigma_{3x} = \frac{f_{3x}}{A} \\ \sigma_{4x} = \frac{f_{4x}}{A} \end{array} \right\} = \frac{AE}{AL} \begin{bmatrix} 1 & -1 \\ -1 & 1 \end{bmatrix} \left\{ \begin{array}{l} u_3 = 6.67 \times 10^{-4} \\ u_4 = 0 \end{array} \right\}$$

$$\Rightarrow \sigma_{3x} = \frac{E}{L} (u_3 - u_4) = \frac{10 \times 10^6}{10} \times 10^{-4} (6.67 - 0)$$

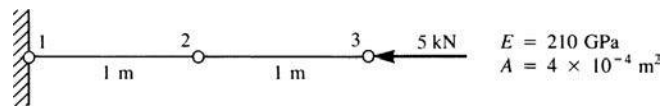
$$\Rightarrow \sigma_{3x}^{(3)} = 666.7 \text{ psi (T)}$$

$$\Rightarrow \sigma_{4x}^{(3)} = \frac{E}{L} (u_4 - u_3) = \frac{10 \times 10^6}{10} \times 10^{-4} (-6.67)$$

$$\Rightarrow \sigma_{4x}^{(3)} = -666.7 \text{ psi (C)}$$

So $\sigma^{(1)} = \sigma^{(2)} = -333.3 \text{ psi (T)}$ and $\sigma^{(3)} = 666.7 \text{ psi (C)}$

3.2



Element 1-2

$$[k_{1-2}] = 84 \times 10^6 \begin{bmatrix} 1 & -1 \\ -1 & 1 \end{bmatrix}$$

Element 2-3

$$[k_{2-3}] = 84 \times 10^6 \begin{bmatrix} 1 & -1 \\ -1 & 1 \end{bmatrix}$$

$$\{F\} = [K] \{d\} \quad \text{and} \quad u_1 = 0$$

$$\left\{ \begin{array}{l} F_{1x} = ? \\ F_{2x} = 0 \\ F_{3x} = -5000 \end{array} \right\} = 84 \times 10^6 \begin{bmatrix} 1 & -1 & 0 \\ -1 & 2 & -1 \\ 0 & -1 & 1 \end{bmatrix} \left\{ \begin{array}{l} u_1 = 0 \\ u_2 = ? \\ u_3 = ? \end{array} \right\}$$

$$\Rightarrow 2u_2 - u_3 = 0 \Rightarrow u_3 = 2u_2 \quad (1)$$

$$\Rightarrow -5000 = 84 \times 10^6 [-u_2 + u_3] \quad (2)$$

Substituting (1) in (2), we have

$$\frac{-5000}{84 \times 10^6} = -u_2 + 2u_2 \Rightarrow u_2 = -0.595 \times 10^{-4} \text{ m}$$

$$\Rightarrow u_3 = -1.19 \times 10^{-4} \text{ m}$$

Element 1-2

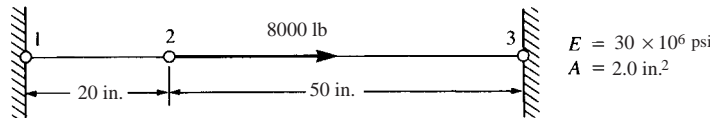
$$\left\{ \begin{array}{l} f_{1x} \\ f_{2x} \end{array} \right\} = 84 \times 10^6 \begin{bmatrix} 1 & -1 \\ -1 & 1 \end{bmatrix} \left\{ \begin{array}{l} 0 \\ -0.595 \times 10^{-4} \end{array} \right\} \Rightarrow \begin{array}{l} f_{1x}^{(1)} = 5000 \text{ N} \\ f_{2x}^{(1)} = -5000 \text{ N} \end{array}$$

Element 2-3

$$\begin{Bmatrix} f_{2x} \\ f_{3x} \end{Bmatrix} = 84 \times 10^6 \begin{bmatrix} 1 & -1 \\ -1 & 1 \end{bmatrix} \begin{Bmatrix} -0.595 \times 10^{-4} \\ -1.19 \times 10^{-4} \end{Bmatrix} \Rightarrow \begin{matrix} f_{2x}^{(2)} = 5000 \text{ N} \\ f_{3x}^{(2)} = -5000 \text{ N} \end{matrix}$$

$$F_{1x} = 84 \times 10^6 [1 \ -1 \ 0] \begin{Bmatrix} 0 \\ -0.595 \times 10^{-4} \\ -1.19 \times 10^{-4} \end{Bmatrix} \Rightarrow F_{1x} = 5000 \text{ N}$$

3.3



$$[k_{1-2}] = 3 \times 10^6 \begin{bmatrix} 1 & -1 \\ -1 & 1 \end{bmatrix}$$

$$[k_{2-3}] = 1.2 \times 10^6 \begin{bmatrix} 1 & -1 \\ -1 & 1 \end{bmatrix}$$

$$[K] = 10^6 \begin{bmatrix} 3 & -3 & 0 \\ -3 & 3+1.2 & -1.2 \\ 0 & -1.2 & 1.2 \end{bmatrix}$$

$$\begin{Bmatrix} F_{1x} \\ F_{2x} = 8000 \\ F_{3x} \end{Bmatrix} = 10^6 \begin{bmatrix} 3 & -3 & 0 \\ -3 & 4.2 & -1.2 \\ 0 & -1.2 & 1.2 \end{bmatrix} \begin{Bmatrix} u_1 = 0 \\ u_2 \\ u_3 = 0 \end{Bmatrix}$$

$$\Rightarrow u_2 = 1.905 \times 10^{-3} \text{ in.}$$

$$\begin{Bmatrix} F_{1x} \\ F_{2x} \\ F_{3x} \end{Bmatrix} = 10^6 \begin{bmatrix} 3 & -3 & 0 \\ -3 & 4.2 & -1.2 \\ 0 & -1.2 & 1.2 \end{bmatrix} \begin{Bmatrix} 0 \\ 1.905 \times 10^{-3} \\ 0 \end{Bmatrix}$$

$$\Rightarrow F_{1x} = -5715 \text{ lb}$$

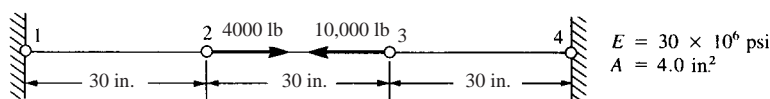
$$F_{2x} = 8000 \text{ lb}$$

$$F_{3x} = -2286 \text{ lb}$$

$$\begin{Bmatrix} f_{1x} \\ f_{2x} \end{Bmatrix} = 3 \times 10^6 \begin{bmatrix} 1 & -1 \\ -1 & 1 \end{bmatrix} \begin{Bmatrix} 0 \\ 1.905 \times 10^{-3} \end{Bmatrix} \Rightarrow \begin{matrix} f_{1x}^{(1)} = -5715 \text{ lb} \\ f_{2x}^{(1)} = 5715 \text{ lb} \end{matrix}$$

$$\begin{Bmatrix} f_{2x} \\ f_{3x} \end{Bmatrix} = 1.2 \times 10^6 \begin{bmatrix} 1 & -1 \\ -1 & 1 \end{bmatrix} \begin{Bmatrix} 1.905 \times 10^{-3} \\ 0 \end{Bmatrix} \Rightarrow \begin{matrix} f_{2x}^{(2)} = 2286 \text{ lb} \\ f_{3x}^{(2)} = -2286 \text{ lb} \end{matrix}$$

3.4



$$[k_{1-2}] = 4 \times 10^6 \begin{bmatrix} 1 & -1 \\ -1 & 1 \end{bmatrix}$$

$$[k_{2-3}] = 4 \times 10^6 \begin{bmatrix} 1 & -1 \\ -1 & 1 \end{bmatrix}$$

$$[k_{3-4}] = 4 \times 10^6 \begin{bmatrix} 1 & -1 \\ -1 & 1 \end{bmatrix}$$

$$\{F\} = [K] \{d\}$$

$$\begin{cases} F_{1x} = 0 \\ F_{2x} = 4000 \\ F_{3x} = -10000 \\ F_{4x} = 0 \end{cases} = 4 \times 10^6 \begin{bmatrix} 1 & -1 & 0 & 0 \\ -1 & 2 & -1 & 0 \\ 0 & -1 & 2 & -1 \\ 0 & 0 & -1 & 1 \end{bmatrix} \begin{cases} u_1 = 0 \\ u_2 \\ u_3 \\ u_4 = 0 \end{cases}$$

$$\Rightarrow u_2 = -1.667 \times 10^{-4} \text{ in.}$$

$$u_3 = -1.333 \times 10^{-3} \text{ in.}$$

$$\begin{cases} F_{1x} \\ F_{2x} \\ F_{3x} \\ F_{4x} \end{cases} = 4 \times 10^6 \begin{bmatrix} 1 & -1 & 0 & 0 \\ -1 & 2 & -1 & 0 \\ 0 & -1 & 2 & -1 \\ 0 & 0 & -1 & 1 \end{bmatrix} \begin{cases} u_1 = 0 \\ u_2 = -1.667 \times 10^{-4} \\ u_3 = -1.333 \times 10^{-3} \\ u_4 = 0 \end{cases}$$

$$\Rightarrow F_{1x} = 666.7 \text{ lb}$$

$$F_{2x} = 4000 \text{ lb}$$

$$F_{3x} = -10000 \text{ lb}$$

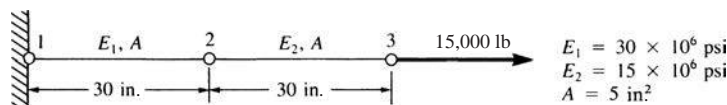
$$F_{4x} = 5333.3 \text{ lb}$$

$$\begin{cases} f_{1x} \\ f_{2x} \end{cases} = 4 \times 10^6 \begin{bmatrix} 1 & -1 \\ -1 & 1 \end{bmatrix} \begin{cases} 0 \\ -1.667 \times 10^{-4} \end{cases} \Rightarrow \begin{cases} f_{1x}^{(1)} = 666.7 \text{ lb} \\ f_{2x}^{(1)} = -666.7 \text{ lb} \end{cases}$$

$$\begin{cases} f_{2x} \\ f_{3x} \end{cases} = 4 \times 10^6 \begin{bmatrix} 1 & -1 \\ -1 & 1 \end{bmatrix} \begin{cases} -1.667 \times 10^{-4} \\ -1.333 \times 10^{-3} \end{cases} \Rightarrow \begin{cases} f_{2x}^{(2)} = 4666.67 \text{ lb} \\ f_{3x}^{(2)} = -4666.7 \text{ lb} \end{cases}$$

$$\begin{cases} f_{3x} \\ f_{4x} \end{cases} = 4 \times 10^6 \begin{bmatrix} 1 & -1 \\ -1 & 1 \end{bmatrix} \begin{cases} -1.333 \times 10^{-3} \\ 0 \end{cases} \Rightarrow \begin{cases} f_{3x}^{(3)} = -5333.3 \text{ lb} \\ f_{4x}^{(3)} = 5333.3 \text{ lb} \end{cases}$$

3.5



Element 1-2

$$[k_{1-2}] = 5 \times 10^6 \begin{bmatrix} 1 & -1 \\ -1 & 1 \end{bmatrix}$$

Element 2-3

$$[k_{2-3}] = 5 \times 10^6 \begin{bmatrix} \frac{1}{2} & \frac{-1}{2} \\ \frac{-1}{2} & \frac{1}{2} \end{bmatrix}$$

$$\text{Global } [K] = 5 \times 10^6 \begin{bmatrix} 1 & -1 & 0 \\ -1 & \frac{3}{2} & \frac{-1}{2} \\ 0 & \frac{-1}{2} & \frac{1}{2} \end{bmatrix}$$

$$\{F\} = [K] \{d\} \text{ and } u_1 = 0$$

$$\begin{cases} F_{1x} = ? \\ F_{2x} = 0 \\ F_{3x} = 15000 \end{cases} = 5 \times 10^6 \begin{bmatrix} 1 & -1 & 0 \\ -1 & \frac{3}{2} & \frac{-1}{2} \\ 0 & \frac{-1}{2} & \frac{1}{2} \end{bmatrix} \begin{cases} u_1 = 0 \\ u_2 \\ u_3 \end{cases}$$

$$\Rightarrow 0 = \frac{3}{2} u_2 - \frac{1}{2} u_3 \Rightarrow u_3 = 3 u_2 \quad (1)$$

$$\Rightarrow 15000 = 5 \times 10^6 \left[\frac{1}{2} u_2 + \frac{1}{2} u_3 \right] \quad (2)$$

Substituting (1) in (2)

$$\frac{(2 \times 15000)}{5 \times 10^6} = -u_2 + 3 u_2$$

$$\Rightarrow u_2 = 0.00075 \text{ in.}$$

$$\Rightarrow u_3 = 3 (0.00075) \Rightarrow u_3 = 0.00225 \text{ in.}$$

Element 1-2

$$\begin{Bmatrix} f_{1x} \\ f_{2x} \end{Bmatrix} = 5 \times 10^6 \begin{bmatrix} 1 & -1 \\ -1 & 1 \end{bmatrix} \begin{Bmatrix} 0 \\ 0.00075 \end{Bmatrix} \Rightarrow \begin{matrix} f_{1x} = -15000 \text{ lb} \\ f_{2x} = 15000 \text{ lb} \end{matrix}$$

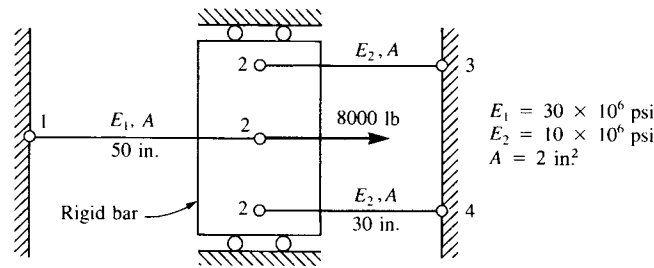
Element 2-3

$$\begin{Bmatrix} f_{2x} \\ f_{3x} \end{Bmatrix} = 5 \times 10^6 \begin{bmatrix} \frac{1}{2} & -\frac{1}{2} \\ -\frac{1}{2} & \frac{1}{2} \end{bmatrix} \begin{Bmatrix} 0.00075 \\ 0.00225 \end{Bmatrix} \Rightarrow \begin{matrix} f_{2x} = -15000 \text{ lb} \\ f_{3x} = 15000 \text{ lb} \end{matrix}$$

$$F_{1x} = 5 \times 10^6 [1 \quad -1 \quad 0] \begin{Bmatrix} 0 \\ 0.00075 \\ 0.00225 \end{Bmatrix}$$

$$\Rightarrow F_{1x} = -15000 \text{ lb}$$

3.6



$$[k_{1-2}] = 10^6 \begin{bmatrix} 1.2 & -1.2 \\ -1.2 & 1.2 \end{bmatrix}$$

$$[k_{2-3}] = [k_{2-4}] = 10^6 \begin{bmatrix} 0.667 & -0.667 \\ -0.667 & 0.667 \end{bmatrix}$$

$$\{F\} = [K] \{d\}$$

$$\begin{Bmatrix} F_{1x} = ? \\ F_{2x} = 8000 \\ F_{3x} = ? \\ F_{4x} = ? \end{Bmatrix} = 10^6 \begin{bmatrix} 1.2 & -1.2 & 0 & 0 \\ -1.2 & 2.533 & -0.667 & -0.667 \\ 0 & -0.667 & 0.667 & 0 \\ 0 & -0.667 & 0 & 0.667 \end{bmatrix} \begin{Bmatrix} u_1 = 0 \\ u_2 = ? \\ u_3 = 0 \\ u_4 = 0 \end{Bmatrix}$$

$$\Rightarrow u_2 = 3.16 \times 10^{-3} \text{ in.}$$

Reactions

$$F_{1x} = (-1.2 \times 10^6) (u_2) \Rightarrow F_{1x} = -3789.5 \text{ lb}$$

$$F_{3x} = (-0.667 \times 10^6) (u_2) \Rightarrow F_{3x} = -2105.25 \text{ lb}$$

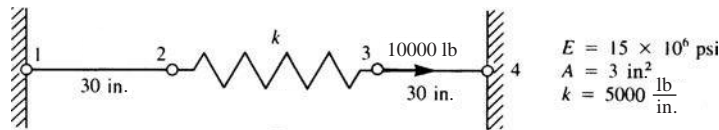
$$F_{4x} = (-0.667 \times 10^6) (u_2) \Rightarrow F_{4x} = -2105.25 \text{ lb}$$

$$\begin{Bmatrix} f_{1x} \\ f_{2x} \end{Bmatrix} = 10^6 \begin{bmatrix} 1.2 & -1.2 \\ -1.2 & 1.2 \end{bmatrix} \begin{Bmatrix} 0 \\ 3.16 \times 10^{-3} \end{Bmatrix} \Rightarrow \begin{matrix} f_{1x}^{(1)} = -3789.5 \text{ lb} \\ f_{2x}^{(1)} = 3789.5 \text{ lb} \end{matrix}$$

$$\begin{Bmatrix} f_{2x} \\ f_{3x} \end{Bmatrix} = 10^6 \begin{bmatrix} 0.667 & -0.667 \\ -0.667 & 0.667 \end{bmatrix} \begin{Bmatrix} 3.16 \times 10^{-3} \\ 0 \end{Bmatrix} \Rightarrow \begin{matrix} f_{2x}^{(2)} = 2105.25 \text{ lb} \\ f_{3x}^{(2)} = -2105.25 \text{ lb} \end{matrix}$$

$$\begin{Bmatrix} f_{3x} \\ f_{4x} \end{Bmatrix} = 10^6 \begin{bmatrix} 0.667 & -0.667 \\ -0.667 & 0.667 \end{bmatrix} \begin{Bmatrix} 3.16 \times 10^{-3} \\ 0 \end{Bmatrix} \Rightarrow \begin{matrix} f_{3x}^{(3)} = 2105.25 \text{ lb} \\ f_{4x}^{(3)} = -2105.25 \text{ lb} \end{matrix}$$

3.7



$$[k_{1-2}] = [k_{3-4}] = 1.5 \times 10^6 \begin{bmatrix} 1 & -1 \\ -1 & 1 \end{bmatrix}$$

$$[k_{2-3}] = 5000 \begin{bmatrix} 1 & -1 \\ -1 & 1 \end{bmatrix}$$

$$\begin{Bmatrix} F_{1x} = 0 \\ F_{2x} = 0 \\ F_{3x} = 10000 \\ F_{4x} = 0 \end{Bmatrix} = 10^3 \begin{bmatrix} 1500 & -1500 & 0 & 0 \\ -1500 & 1505 & -5 & 0 \\ 0 & -5 & 1505 & -1500 \\ 0 & 0 & -1500 & 1500 \end{bmatrix} \begin{Bmatrix} u_1 = 0 \\ u_2 = ? \\ u_3 = ? \\ u_4 = 0 \end{Bmatrix}$$

$$\begin{Bmatrix} 0 \\ 10000 \end{Bmatrix} = 10^3 \begin{bmatrix} 1505 & -5 \\ -5 & 1505 \end{bmatrix} \begin{Bmatrix} u_2 \\ u_3 \end{Bmatrix} \Rightarrow \begin{matrix} u_2 = 2.21 \times 10^{-5} \text{ in.} \\ u_3 = 6.65 \times 10^{-3} \text{ in.} \end{matrix}$$

Reactions

$$F_{1x} = (-1500 \times 10^3) (u_2) \Rightarrow F_{1x} = -33.15 \text{ lb}$$

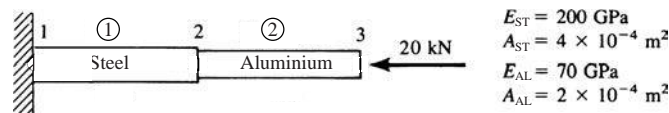
$$F_{4x} = (-1500 \times 10^3) (u_3) \Rightarrow F_{4x} = -9975 \text{ lb}$$

$$\begin{Bmatrix} f_{1x} \\ f_{2x} \end{Bmatrix} = 1.5 \times 10^6 \begin{bmatrix} 1 & -1 \\ -1 & 1 \end{bmatrix} \begin{Bmatrix} 0 \\ 2.21 \times 10^{-5} \end{Bmatrix} \Rightarrow \begin{matrix} f_{1x}^{(1)} = -33.15 \text{ lb} \\ f_{2x}^{(1)} = 33.15 \text{ lb} \end{matrix}$$

$$\begin{Bmatrix} f_{2x} \\ f_{3x} \end{Bmatrix} = 5000 \begin{bmatrix} 1 & -1 \\ -1 & 1 \end{bmatrix} \begin{Bmatrix} 2.21 \times 10^{-5} \\ 6.65 \times 10^{-3} \end{Bmatrix} \Rightarrow \begin{matrix} f_{2x}^{(2)} = -33.15 \text{ lb} \\ f_{3x}^{(2)} = 33.15 \text{ lb} \end{matrix}$$

$$\begin{Bmatrix} f_{3x} \\ f_{4x} \end{Bmatrix} = 1.5 \times 10^6 \begin{bmatrix} 1 & -1 \\ -1 & 1 \end{bmatrix} \begin{Bmatrix} 6.65 \times 10^{-3} \\ 0 \end{Bmatrix} \Rightarrow \begin{matrix} f_{3x}^{(3)} = 9975 \text{ lb} \\ f_{4x}^{(3)} = -9975 \text{ lb} \end{matrix}$$

3.8



$$[k^{(1)}] = \frac{(4 \times 10^{-4} \text{ m}^2)(200 \times 10^6 \frac{\text{kN}}{\text{m}^2})}{1 \text{ m}} \begin{bmatrix} 1 & -1 \\ -1 & 1 \end{bmatrix}$$

$$[k^{(1)}] = 800 \times 10^2 \begin{bmatrix} 1 & -1 \\ -1 & 1 \end{bmatrix} \frac{\text{kN}}{\text{m}}$$

$$[k^{(2)}] = \frac{(2 \times 10^{-4} \text{ m}^2)(70 \times 10^6 \frac{\text{kN}}{\text{m}^2})}{1 \text{ m}} \begin{bmatrix} 1 & -1 \\ -1 & 1 \end{bmatrix}$$

$$[k^{(2)}] = 140 \times 10^2 \begin{bmatrix} 1 & -1 \\ -1 & 1 \end{bmatrix} \frac{\text{kN}}{\text{m}}$$

$$\begin{cases} F_{1x} = 0 \\ F_{2x} \\ F_{3x} = -20 \text{ kN} \end{cases} = 10^2 \begin{bmatrix} 800 & -800 & 0 \\ -800 & 940 & -140 \\ 0 & -140 & 140 \end{bmatrix} \begin{cases} u_1 = 0 \\ u_2 \\ u_3 \end{cases}$$

$$\Rightarrow 0 = 10^2 (940 u_2 - 140 u_3) \Rightarrow u_3 = 6.741 u_2 \quad (1)$$

$$\Rightarrow -20000 = 10^2 (-140 u_2 + 140 u_3) \quad (2)$$

Substituting (1) into (2)

$$\Rightarrow -20000 = 10^2 (-140 u_2 + 140 (6.714) u_2)$$

$$\Rightarrow u_2 = -0.25 \times 10^{-3} \text{ m}$$

$$\Rightarrow u_3 = -1.678 \times 10^{-3} \text{ m}$$

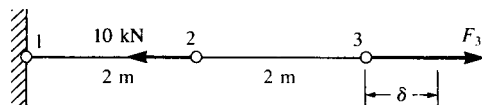
$$F_{1x} = 10^2 (-800 \times (-0.25 \times 10^{-3}))$$

$$\Rightarrow F_{1x} = 20 \text{ kN}$$

$$\begin{cases} f_{1x} \\ f_{2x} \end{cases} = 800 \times 10^2 \begin{bmatrix} 1 & -1 \\ -1 & 1 \end{bmatrix} \begin{cases} 0 \\ -0.25 \times 10^{-3} \end{cases} \Rightarrow \begin{cases} f_{1x}^{(1)} = 20 \text{ kN} \\ f_{2x}^{(1)} = -20 \text{ kN} \end{cases}$$

$$\begin{cases} f_{2x} \\ f_{3x} \end{cases} = 140 \times 10^2 \begin{bmatrix} 1 & -1 \\ -1 & 1 \end{bmatrix} \begin{cases} -0.25 \times 10^{-3} \\ -1.678 \times 10^{-3} \end{cases} \Rightarrow \begin{cases} f_{2x}^{(2)} = 20 \text{ kN} \\ f_{3x}^{(2)} = -20 \text{ kN} \end{cases}$$

3.9



$$\begin{aligned} E &= 210 \text{ GPa} \\ A &= 4 \times 10^{-4} \text{ m}^2 \\ \delta &= 25 \text{ mm} \end{aligned}$$

$$[k_{1-2}] = [k_{2-3}] = 4.2 \times 10^4 \begin{bmatrix} 1 & -1 \\ -1 & 1 \end{bmatrix} \frac{\text{kN}}{\text{m}}$$

$$\{F\} = [K] \{d\}$$

$$\begin{Bmatrix} F_{1x} = 0 \\ F_{2x} = -10 \text{ kN} \\ F_{3x} = ? \end{Bmatrix} = 4.2 \times 10^4 \begin{bmatrix} -1 & 0 & 0 \\ -1 & 2 & -1 \\ 0 & -1 & 1 \end{bmatrix} \begin{Bmatrix} u_1 = 0 \\ u_2 = ? \\ u_3 = 0.025 \text{ m} \end{Bmatrix}$$

$$\Rightarrow \frac{-10 \text{ kN}}{4.2 \times 10^4} = 2 u_2 - 1(0.025)$$

$$\Rightarrow u_2 = 0.01238 \text{ m}$$

$$F_{3x} = 4.2 \times 10^4 [-1 \ 1] \begin{Bmatrix} 0.01238 \\ 0.025 \end{Bmatrix} \Rightarrow F_{3x} = 530 \text{ kN}$$

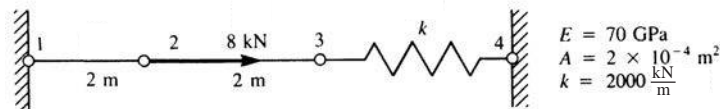
$$F_{1x} = 4.2 \times 10^4 [1 \ -1] \begin{Bmatrix} 0 \\ 0.01238 \end{Bmatrix} \Rightarrow F_{1x} = -520 \text{ kN}$$

Element forces

$$\begin{Bmatrix} f_{1x}^{(1)} \\ f_{2x}^{(1)} \end{Bmatrix} = 4.2 \times 10^4 \begin{bmatrix} 1 & -1 \\ -1 & 1 \end{bmatrix} \begin{Bmatrix} 0 \\ 0.01238 \end{Bmatrix} \Rightarrow \begin{matrix} f_{1x}^{(1)} = -520 \text{ kN} \\ f_{2x}^{(1)} = 520 \text{ kN} \end{matrix}$$

$$\begin{Bmatrix} f_{2x}^{(2)} \\ f_{3x}^{(2)} \end{Bmatrix} = 4.2 \times 10^4 \begin{bmatrix} 1 & -1 \\ -1 & 1 \end{bmatrix} \begin{Bmatrix} 0.01238 \\ 0.025 \end{Bmatrix} \Rightarrow \begin{matrix} f_{2x}^{(2)} = -530 \text{ kN} \\ f_{3x}^{(2)} = 530 \text{ kN} \end{matrix}$$

3.10



$$[k^{(1)}] = [k^{(2)}] = 7000 \begin{bmatrix} 1 & -1 \\ -1 & 1 \end{bmatrix}$$

$$[k^{(2)}] = 2000 \begin{bmatrix} 1 & -1 \\ -1 & 1 \end{bmatrix}$$

$$\{F\} = [K] \{d\}$$

$$\begin{Bmatrix} F_{1x} = ? \\ F_{2x} = 8 \text{ kN} \\ F_{3x} = 0 \\ F_{4x} = ? \end{Bmatrix} = 10^3 \begin{bmatrix} 7 & -7 & 0 & 0 \\ -7 & 14 & -7 & 0 \\ 0 & -7 & 9 & -2 \\ 0 & 0 & -2 & 2 \end{bmatrix} \begin{Bmatrix} u_1 = 0 \\ u_2 = ? \\ u_3 = ? \\ u_4 = 0 \end{Bmatrix}$$

$$\Rightarrow 8 = 10^3 [14 u_2 - 7 u_3] \quad (1)$$

$$0 = 10^3 [-7 u_2 + 9 u_3]$$

$$\Rightarrow u_3 = \frac{7}{9} u_2 \quad (2)$$

Substituting (2) into (1)

$$\Rightarrow \frac{8}{10^3} = 14 u_2 - 7 \times \frac{7}{9} u_2$$

$$\Rightarrow u_2 = 0.9351 \times 10^{-3} \text{ m}$$

$$\Rightarrow u_3 = 0.7273 \times 10^{-3} \text{ m}$$

Element (1)

$$\begin{Bmatrix} f_{1x} \\ f_{2x} \end{Bmatrix} = 7 \times 10^3 \begin{bmatrix} 1 & -1 \\ -1 & 1 \end{bmatrix} \begin{Bmatrix} 0 \\ 0.9351 \times 10^{-3} \end{Bmatrix} \Rightarrow \begin{Bmatrix} f_{1x} \\ f_{2x} \end{Bmatrix} = \begin{Bmatrix} -6.546 \\ 6.546 \end{Bmatrix} \text{ kN}$$

Element (2)

$$\begin{Bmatrix} f_{2x} \\ f_{3x} \end{Bmatrix} = 7 \times 10^3 \begin{bmatrix} 1 & -1 \\ -1 & 1 \end{bmatrix} \begin{Bmatrix} 0.9351 \times 10^{-3} \\ 0.7273 \times 10^{-3} \end{Bmatrix} \Rightarrow \begin{Bmatrix} f_{2x} \\ f_{3x} \end{Bmatrix} = \begin{Bmatrix} 1.455 \\ -1.455 \end{Bmatrix} \text{ kN}$$

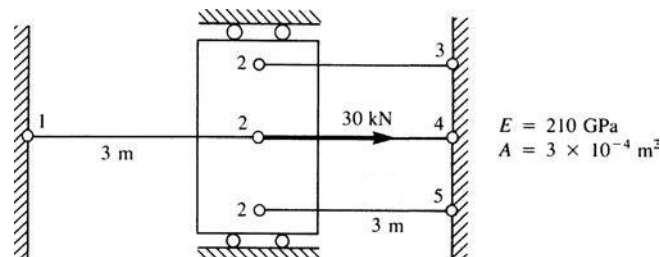
Element (3)

$$\begin{Bmatrix} f_{3x} \\ f_{4x} \end{Bmatrix} = 2 \times 10^3 \begin{bmatrix} 1 & -1 \\ -1 & 1 \end{bmatrix} \begin{Bmatrix} 0.7273 \times 10^{-3} \\ 0 \end{Bmatrix} \Rightarrow \begin{Bmatrix} f_{3x} \\ f_{4x} \end{Bmatrix} = \begin{Bmatrix} 1.455 \\ -1.455 \end{Bmatrix} \text{ kN}$$

$$F_{1x} = 10^3 [7 \ -7] \begin{Bmatrix} 0 \\ 0.9351 \times 10^{-3} \end{Bmatrix} = F_{1x} = -6.546 \text{ kN}$$

$$F_{4x} = 10^3 [-2 \ 2] \begin{Bmatrix} 0.7273 \times 10^{-3} \\ 0 \end{Bmatrix} \Rightarrow F_{4x} = -1.455 \text{ kN}$$

3.11



$$[k_{1-2}] = [k_{2-3}] = [k_{2-4}] = [k_{2-5}] = 2.1 \times 10^7 \begin{bmatrix} 1 & -1 \\ -1 & 1 \end{bmatrix}$$

$$\{F\} = [K] \{d\}$$

$$\begin{Bmatrix} F_{1x} = 0 \\ F_{2x} = 30 \text{ kN} \\ F_{3x} = 0 \\ F_{4x} = 0 \\ F_{5x} = 0 \end{Bmatrix} = 2.1 \times 10^7 \begin{bmatrix} 1 & -1 & 0 & 0 & 0 \\ -1 & 4 & -1 & -1 & -1 \\ 0 & -1 & 1 & 0 & 0 \\ 0 & -1 & 0 & 1 & 0 \\ 0 & -1 & 0 & 0 & 1 \end{bmatrix} \begin{Bmatrix} u_1 = 0 \\ u_2 \\ u_3 = 0 \\ u_4 = 0 \\ u_5 = 0 \end{Bmatrix}$$

$$\Rightarrow u_2 = 3.572 \times 10^{-4} \text{ m}$$

Reactions

$$F_{1x} = (2.1 \times 10^7) (-1) (u_2) \Rightarrow F_{1x} = -7500 \text{ N}$$

$$F_{3x} = (2.1 \times 10^7) (-1) (u_2) \Rightarrow F_{3x} = -7500 \text{ N}$$

$$F_{4x} = (2.1 \times 10^7) (-1) (u_2) \Rightarrow F_{4x} = -7500 \text{ N}$$

$$F_{5x} = (2.1 \times 10^7) (-1) (u_2) \Rightarrow F_{5x} = -7500 \text{ N}$$

Element forces

$$f_{1-2} = -f_{2-3} = -f_{2-4} = -f_{2-5} = (2.1 \times 10^7) (u_2)$$

$$\Rightarrow f_{1-2} = 7500 \text{ N}$$

$$f_{2-3} = -7500 \text{ N}$$

$$f_{2-4} = -7500 \text{ N}$$

$$f_{2-5} = -7500 \text{ N}$$

3.12

$$\frac{P}{A(x)} = E \frac{du}{dx}$$

$$u = \int \frac{P}{A(x)E} dx$$

$$u = \int \frac{P}{A_0 \left(1 + \frac{x}{L}\right) E} dx$$

$$= \int \frac{PL}{A_0 L \left(1 + \frac{x}{L}\right) E} dx$$

$$= \int \frac{PL}{A_0 (L + x) E} dx$$

$$= \int \frac{PL}{A_0 E u} du \quad (\text{Change variable } u = L + x \text{ and } du = dx)$$

$$= \frac{PL}{A_0 E} \int \frac{1}{u} du$$

$$= \frac{PL}{A_0 E} \ln u$$

$$\Rightarrow u = \frac{PL}{A_0 E} \ln (L + x)$$

$$u = \frac{(-1000)(20)}{2 \times 10 \times 10^6} \ln (20 + x)$$

$$u = -10^{-3} \ln (20 + x)$$

$$u(x = 0) = (-\ln 20) \times 10^{-3}$$

$$= -2.996 \times 10^{-3} \text{ in.}$$

$$u(x = 10) = (-\ln (20 + 10)) (-10^{-3})$$

$$= -3.401 \times 10^{-3} \text{ in.}$$

Two elements

$$A\left(\frac{L}{4}\right) = A_0 \left(1 + \frac{\frac{L}{4}}{L}\right) = A_0 \left(1 + \frac{1}{4}\right) = \frac{5}{4} A_0$$

$$A\left(\frac{3}{4}L\right) = A_0 \left(1 + \frac{\frac{3}{4}L}{L}\right) = A_0 \left(1 + \frac{3}{4}\right) = \frac{7}{4} A_0$$

$$[k^{(1)}] = \frac{5}{4} \frac{A_0 E}{\frac{L}{2}} \begin{bmatrix} 1 & -1 \\ -1 & 1 \end{bmatrix}$$

$$[k^{(2)}] = \frac{7}{4} \frac{A_0 E}{\frac{L}{2}} \begin{bmatrix} 1 & -1 \\ -1 & 1 \end{bmatrix}$$

$$\begin{Bmatrix} -P \\ 0 \\ F_{3x} \end{Bmatrix} = \frac{A_0 E}{\frac{L}{2}} \begin{bmatrix} \frac{5}{4} & \frac{-5}{4} & 0 \\ \frac{-5}{4} & \frac{5}{4} + \frac{7}{4} & \frac{-7}{4} \\ 0 & \frac{-7}{4} & \frac{7}{4} \end{bmatrix} \begin{Bmatrix} u_1 \\ u_2 \\ u_3=0 \end{Bmatrix}$$

$$\Rightarrow \frac{A_0 E}{\frac{L}{2}} \left(\frac{5}{4} u_1 - \frac{5}{4} u_2 \right) = -P \quad (1)$$

$$\Rightarrow \frac{A_0 E}{\frac{L}{2}} \left(\frac{-5}{4} u_1 + 3 u_2 \right) = 0$$

$$\Rightarrow u_2 = \frac{5}{4 \times 3} u_1 = \frac{5}{12} u_1 \quad (2)$$

Substituting (2) into (1)

$$\Rightarrow \frac{A_0 E}{\frac{L}{2}} \left(\frac{5}{4} u_1 - \frac{5}{4} \left(\frac{5}{12} u_1 \right) \right) = -P$$

$$\Rightarrow \left[\frac{12}{12} \left(\frac{5}{4} \right) - \frac{5}{4} \left(\frac{5}{12} \right) \right] u_1 = \frac{-PL}{2A_0 E}$$

$$\Rightarrow \left[\frac{60 - 25}{48} \right] u_1 = \frac{-PL}{2A_0 E}$$

$$\Rightarrow u_1 = \frac{-PL}{2A_0 E} \frac{24}{35}$$

$$\Rightarrow u_1 = \frac{-PL}{A_0 E} \frac{24}{35}$$

$$\Rightarrow u_2 = \frac{5}{12} \frac{24}{35} \left(\frac{-PL}{A_0 E} \right)$$

$$\Rightarrow u_2 = -\frac{2}{7} \frac{PL}{A_0 E}$$

Now $A_0 = 2 \text{ in.}^2$, $L = 20 \text{ in.}$, $E = 10 \times 10^6 \text{ psi}$

$$P = 1000 \text{ lb}$$

$$u_1 = -\frac{(1000)(20)}{2(10 \times 10^6)} \times \frac{24}{35}$$

$$\Rightarrow u_1 = -0.6857 \times 10^{-3} \text{ in.}$$

$$\Rightarrow u_2 = \frac{5}{12} (-0.6857 \times 10^{-3})$$

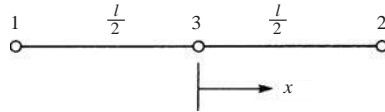
$$\Rightarrow u_2 = -0.2857 \times 10^{-3} \text{ in.}$$

One element

$$A = A_0 \left(1 + \frac{L}{L} \right) = A_0 \left(1 + \frac{1}{2} \right) = \frac{3}{2} A_0$$

$$\begin{aligned} \begin{Bmatrix} -P \\ 0 \end{Bmatrix} &= \frac{\frac{3}{2}A_0E}{L} \begin{bmatrix} 1 & -1 \\ -1 & 1 \end{bmatrix} \begin{Bmatrix} u_1 \\ u_2=0 \end{Bmatrix} \\ \Rightarrow u_1 &= \frac{-PL}{\frac{3}{2}A_0E} \\ \Rightarrow u_1 &= -\frac{2}{3} \frac{(1000)(20)}{(2)(10 \times 10^6)} \\ \Rightarrow u_1 &= -0.667 \times 10^{-3} \text{ in.} \end{aligned}$$

3.13



$$u = a_1 + a_2x + a_3x^2 \quad (\text{A})$$

$$u(0) = u_2 = a_1 \quad (1)$$

$$u\left(-\frac{l}{2}\right) = u_1 = u_2 + a_2\left(-\frac{l}{2}\right) + a_3\left(-\frac{l}{2}\right)^2 \quad (2)$$

$$u\left(\frac{l}{2}\right) = u_3 = u_2 + a_2\left(\frac{l}{2}\right) + a_3\left(\frac{l}{2}\right)^2 \quad (3)$$

Solving for a_2 and a_3 from (2) and (3)

$$a_2 = \frac{u_3 - u_1}{l}, \quad a_3 = \frac{2(u_1 + u_3 - 2u_2)}{l^2} \quad (4)$$

By (1) and (4) into (A)

$$u = u_2 + \left(\frac{u_3 - u_1}{l}\right)x + \frac{2(u_1 + u_3 - 2u_2)}{l^2}x^2 \quad (5)$$

$$u = [N] \{d\} \quad (6)$$

$$u = \begin{bmatrix} \frac{-x}{l} + \frac{2x^2}{l^2} & 1 - \frac{4x^2}{l^2} & \frac{x}{l} + \frac{2x^2}{l^2} \end{bmatrix} \begin{Bmatrix} u_1 \\ u_2 \\ u_3 \end{Bmatrix} \quad (7)$$

$$\{\epsilon\} = \frac{\partial u}{\partial x} = [B] \{d\} = \frac{\partial N}{\partial x} \{d\} \quad (8)$$

Using (7) in (8)

$$\{\epsilon\} = \begin{bmatrix} -\frac{1}{l} + \frac{4x}{l^2} & -\frac{8x}{l^2} & \frac{1}{l} + \frac{4x}{l^2} \end{bmatrix} \begin{Bmatrix} u_1 \\ u_2 \\ u_3 \end{Bmatrix} \quad (9)$$

$$\therefore [B] = \begin{bmatrix} -\frac{1}{l} + \frac{4x}{l^2} & -\frac{8x}{l^2} & \frac{1}{l} + \frac{4x}{l^2} \end{bmatrix} \quad (10)$$

$$[K] = A \int_{-l/2}^{l/2} [B^T] E [B] dx \quad (11)$$

A = cross sectional area of the bar

E = Young's Modulus of the bar

3.14 Given $u = a + bx^2$ for 2 noded bar

$$\epsilon = \frac{du}{dx} = 2bx$$

$$u(0) = u_1 = a$$

$$u(L) = u_2 = u_1 + bL^2$$

$$\therefore b = \frac{u_2 - u_1}{L^2}$$

$$u = u_1 + \left[\frac{u_2 - u_1}{L^2} \right] x^2$$

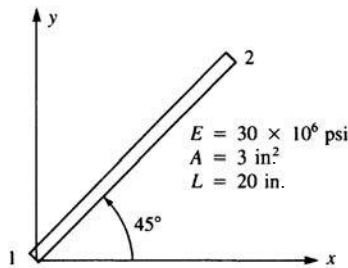
This displacement function allows for a rigid body displacement as the $a = u_1$ term does this. Also should allow for constant strain, but have $\epsilon = 2bx$ or a linear strain. Therefore, not complete. Need to complete 2nd degree polynomial and 3rd node for compatible function.

Try $u = a_1 + a_2x + a_3x^2$

$$\frac{du}{dx} = a_2 + 2a_3x$$

' a_2 ' allows for constant strain term.

3.15 (a)

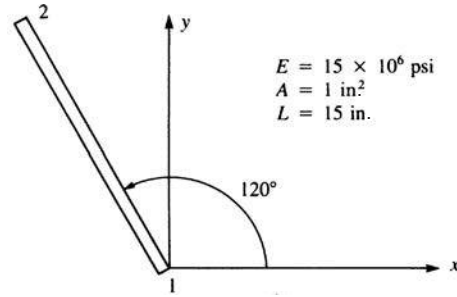


$$C = \frac{1}{\sqrt{2}}, S = \frac{1}{\sqrt{2}}$$

$$[K] = \frac{EA}{L} \begin{bmatrix} C^2 & CS & -C^2 & -CS \\ & S^2 & -CS & -S^2 \\ & & C^2 & CS \\ & & & S^2 \end{bmatrix}$$

$$[K] = 2.25 \times 10^6 \begin{bmatrix} 1 & 1 & -1 & -1 \\ 1 & 1 & -1 & -1 \\ -1 & -1 & 1 & 1 \\ -1 & -1 & 1 & 1 \end{bmatrix} \frac{\text{lb}}{\text{in.}}$$

(b)

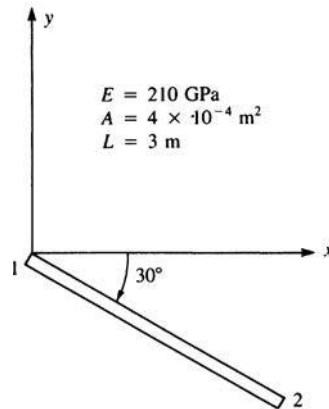


$$C = \frac{-1}{2}, S = \frac{\sqrt{3}}{2}$$

$$[K] = \frac{15 \times 10^6 \times 1}{15} \begin{bmatrix} \frac{1}{4} & -\frac{\sqrt{3}}{4} & -\frac{1}{4} & \frac{\sqrt{3}}{4} \\ -\frac{\sqrt{3}}{4} & \frac{3}{4} & \frac{\sqrt{3}}{4} & -\frac{3}{4} \\ -\frac{1}{4} & \frac{\sqrt{3}}{4} & \frac{1}{4} & -\frac{\sqrt{3}}{4} \\ \frac{\sqrt{3}}{4} & -\frac{3}{4} & -\frac{\sqrt{3}}{4} & \frac{3}{4} \end{bmatrix}$$

$$[K] = \frac{10^6}{4} \begin{bmatrix} 1 & -\sqrt{3} & -1 & \sqrt{3} \\ -\sqrt{3} & 3 & \sqrt{3} & -3 \\ -1 & \sqrt{3} & 1 & -\sqrt{3} \\ \sqrt{3} & -3 & -\sqrt{3} & 3 \end{bmatrix} \frac{\text{lb}}{\text{in.}}$$

(c)

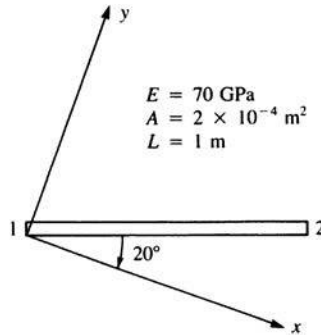


$$C = \frac{\sqrt{3}}{2}, S = -\frac{1}{2}$$

$$[K] = \frac{(210 \times 10^6)(4 \times 10^{-4})}{3} \begin{bmatrix} \frac{3}{4} & -\frac{\sqrt{3}}{4} & -\frac{3}{4} & \frac{\sqrt{3}}{4} \\ -\frac{\sqrt{3}}{4} & \frac{1}{4} & \frac{\sqrt{3}}{4} & -\frac{1}{4} \\ -\frac{3}{4} & \frac{\sqrt{3}}{4} & \frac{3}{4} & -\frac{\sqrt{3}}{4} \\ \frac{\sqrt{3}}{4} & -\frac{1}{4} & -\frac{\sqrt{3}}{4} & \frac{1}{4} \end{bmatrix}$$

$$\underline{K} = 7000 \begin{bmatrix} 3 & \sqrt{3} & 3 & \sqrt{3} \\ \sqrt{3} & 1 & \sqrt{3} & 1 \\ 3 & \sqrt{3} & 3 & \sqrt{3} \\ \sqrt{3} & 1 & \sqrt{3} & 1 \end{bmatrix} \frac{\text{kN}}{\text{m}}$$

(d)



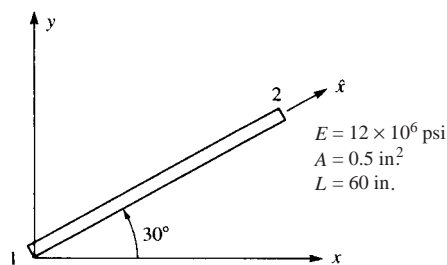
$$C = 0.9397 \quad C^2 = 0.883 \quad CS = 0.321$$

$$S = 0.3420 \quad S^2 = 0.117$$

$$[K] = \frac{(70 \times 10^4)(2 \times 10^{-4})}{1} \begin{bmatrix} 0.883 & 0.321 & -0.883 & -0.321 \\ 0.321 & 0.883 & -0.321 & -0.883 \\ -0.883 & -0.321 & 0.883 & 0.321 \\ -0.321 & -0.883 & 0.321 & 0.883 \end{bmatrix}$$

$$[K] = 1.4 \times 10^7 \begin{bmatrix} 0.883 & 0.321 & -0.883 & -0.321 \\ 0.321 & 0.883 & -0.321 & -0.883 \\ -0.883 & -0.321 & 0.883 & 0.321 \\ -0.321 & -0.883 & 0.321 & 0.883 \end{bmatrix} \frac{\text{N}}{\text{m}}$$

3.16 (a)



$$C = 0.866 \quad u_1 = 0.5 \text{ in.} \quad v_1 = 0.0 \text{ in.}$$

$$S = 0.5 \quad u_2 = 0.25 \text{ in.} \quad v_2 = 0.75 \text{ in.}$$

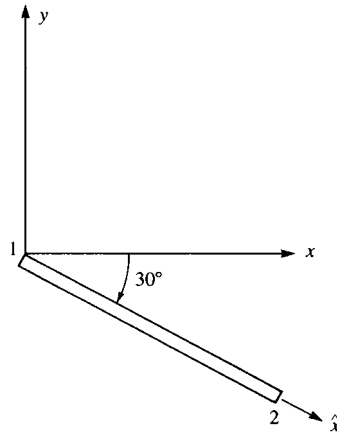
$$u'_1 = u_1 C + v_1 S = 0.5 (0.866) + (0.0) (0.5)$$

$$\Rightarrow u'_1 = 0.433 \text{ in.}$$

$$u'_2 = u_2 C + v_2 S = (0.25) (0.866) + (0.75) (0.5)$$

$$u'_2 = 0.592 \text{ in.}$$

(b)



$$C = \frac{\sqrt{3}}{2}, \quad S = -\frac{1}{2}$$

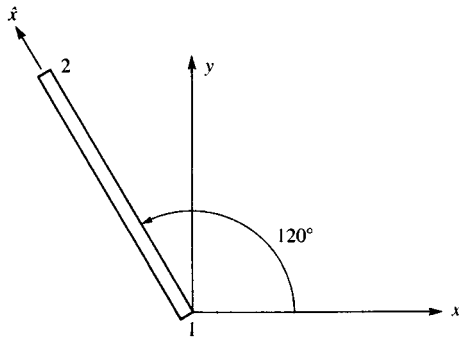
$$u'_1 = u_1 C + v_1 S = \left(\frac{1}{2}\right) \left(\frac{\sqrt{3}}{2}\right) + (0) \left(-\frac{1}{2}\right)$$

$$\Rightarrow u'_1 = 0.433 \text{ in.}$$

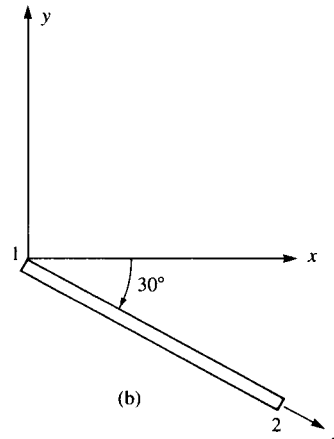
$$u'_2 = u_2 C + v_2 S = \left(\frac{1}{4}\right) \left(\frac{\sqrt{3}}{2}\right) + \left(\frac{3}{4}\right) \left(-\frac{1}{2}\right)$$

$$\Rightarrow u'_2 = -0.1585 \text{ in.}$$

3.17



(a)



(b)

$$\begin{aligned} u_1 &= 0.0 & u_2 &= 5.0 \text{ mm} & E &= 210 \text{ GPa} \\ v_1 &= 2.5 \text{ mm} & v_2 &= 3.0 \text{ mm} & A &= 10 \times 10^{-4} \text{ m}^2 \\ L &= 3 \text{ m} \end{aligned}$$

(a) We know that $\{d'\} = [T] \{d\}$

$$[T] = \begin{bmatrix} C & S & 0 & 0 \\ -S & C & 0 & 0 \\ 0 & 0 & C & S \\ 0 & 0 & -S & C \end{bmatrix}$$

$$C = \cos 120^\circ = -0.5, S = \sin 120^\circ = 0.866$$

$$\begin{Bmatrix} u'_1 \\ v'_1 \\ u'_2 \\ v'_2 \end{Bmatrix} = \begin{bmatrix} -0.5 & 0.866 & 0 & 0 \\ -0.866 & -0.5 & 0 & 0 \\ 0 & 0 & -0.5 & 0.866 \\ 0 & 0 & -0.866 & -0.5 \end{bmatrix} \begin{Bmatrix} 0.0 \\ 0.0025 \\ 0.005 \\ 0.003 \end{Bmatrix}$$

$$\Rightarrow \begin{Bmatrix} u'_1 \\ v'_1 \\ u'_2 \\ v'_2 \end{Bmatrix} = \begin{Bmatrix} 0.002165 \\ -0.00125 \\ 0.000098 \\ -0.00583 \end{Bmatrix} \text{ m} = \begin{Bmatrix} 2.165 \\ -1.25 \\ 0.098 \\ -5.830 \end{Bmatrix} \text{ mm}$$

(b) $C = \cos(-30^\circ) = 0.866, S = -0.5$

$$\begin{Bmatrix} u'_1 \\ v'_1 \\ u'_2 \\ v'_2 \end{Bmatrix} = \begin{bmatrix} 0.866 & -0.5 & 0 & 0 \\ 0.5 & 0.866 & 0 & 0 \\ 0 & 0 & 0.866 & -0.5 \\ 0 & 0 & 0.5 & 0.866 \end{bmatrix} \begin{Bmatrix} 0.0 \\ 0.0025 \\ 0.005 \\ 0.003 \end{Bmatrix}$$

$$\begin{Bmatrix} u'_1 \\ v'_1 \\ u'_2 \\ v'_2 \end{Bmatrix} = \begin{Bmatrix} -1.25 \\ 2.165 \\ 3.03 \\ 5.098 \end{Bmatrix} \text{ mm}$$

3.18

(a) $\sigma = \frac{E}{L} \begin{bmatrix} -C & -S & C & S \end{bmatrix} \begin{Bmatrix} u_1 \\ v_1 \\ u_2 \\ v_2 \end{Bmatrix}$

$$C = \frac{\sqrt{2}}{2}, S = \frac{\sqrt{2}}{2}, E = 30 \times 10^6 \text{ psi}, L = 60 \text{ in.}$$

$$\sigma = \frac{30 \times 10^6}{60} \begin{bmatrix} -\frac{\sqrt{2}}{2} & -\frac{\sqrt{2}}{2} & \frac{\sqrt{2}}{2} & \frac{\sqrt{2}}{2} \end{bmatrix} \begin{Bmatrix} 0 \\ 0 \\ 0.01 \\ 0.02 \end{Bmatrix}$$

$$\Rightarrow \sigma = 10600 \text{ psi}$$

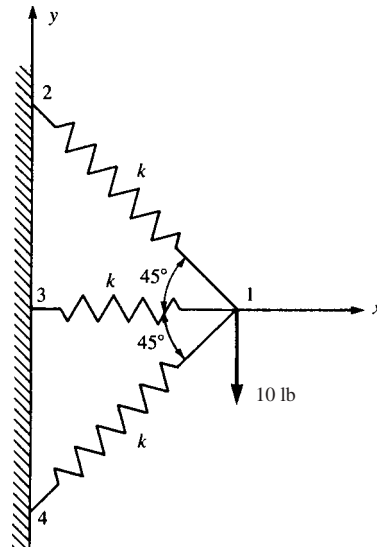
(b) $C = \frac{\sqrt{3}}{2}, S = \frac{1}{2}, E = 210 \text{ GPa}, L = 3 \text{ m}$

$$\sigma = \begin{bmatrix} -\frac{\sqrt{3}}{2} & -\frac{1}{2} & \frac{\sqrt{3}}{2} & \frac{1}{2} \end{bmatrix} \begin{Bmatrix} 0.25 \\ 0 \\ 1.00 \\ 0 \end{Bmatrix} \times 10^{-3} \times \frac{210 \times 10^6}{3}$$

$$\Rightarrow \sigma = 45470 \frac{\text{kN}}{\text{m}^2}$$

$$\Rightarrow \sigma = 45.47 \text{ MPa}$$

3.19



$$\{f\} = \begin{Bmatrix} f_{1x} \\ f_{1y} \\ f_{2x} \\ f_{2y} \\ f_{3x} \\ f_{3y} \\ f_{4x} \\ f_{4y} \end{Bmatrix} = \begin{Bmatrix} 0 \\ -10 \\ f_{2x} \\ f_{2y} \\ f_{3x} \\ f_{3y} \\ f_{4x} \\ f_{4y} \end{Bmatrix} \text{ and } \{d\} = \begin{Bmatrix} u_1 \\ v_1 \\ u_2 \\ v_2 \\ u_3 \\ v_3 \\ u_4 \\ v_4 \end{Bmatrix}$$

(a) For element 1-3; $\theta = 180^\circ$

$$\begin{Bmatrix} f_{1x} \\ f_{1y} \\ f_{3x} \\ f_{3y} \end{Bmatrix} = \begin{Bmatrix} 0 \\ -10 \\ f_{3x} \\ f_{3y} \end{Bmatrix} = K \begin{bmatrix} 1 & 0 & -1 & 0 \\ 0 & 0 & 0 & 0 \\ -1 & 0 & 1 & 0 \\ 0 & 0 & 0 & 0 \end{bmatrix} \begin{Bmatrix} u_1 \\ v_1 \\ 0 \\ 0 \end{Bmatrix}$$

For element 1-4; $\theta = 225^\circ$

$$\begin{Bmatrix} f_{1x} \\ f_{1y} \\ f_{4x} \\ f_{4y} \end{Bmatrix} = \begin{Bmatrix} 0 \\ -10 \\ f_{4x} \\ f_{4y} \end{Bmatrix} = \frac{K}{2} \begin{bmatrix} 1 & 1 & -1 & -1 \\ 1 & 1 & -1 & -1 \\ -1 & -1 & 1 & 1 \\ -1 & -1 & 1 & 1 \end{bmatrix} \begin{Bmatrix} u_1 \\ v_1 \\ 0 \\ 0 \end{Bmatrix}$$

For element 1-2; $\theta = 135^\circ$

$$\begin{Bmatrix} f_{1x} \\ f_{1y} \\ f_{2x} \\ f_{2y} \end{Bmatrix} = \begin{Bmatrix} 0 \\ -10 \\ f_{2x} \\ f_{2y} \end{Bmatrix} = \frac{K}{2} \begin{bmatrix} 1 & -1 & -1 & 1 \\ -1 & 1 & 1 & -1 \\ -1 & 1 & 1 & -1 \\ 1 & -1 & -1 & 1 \end{bmatrix} \begin{Bmatrix} u_1 \\ v_1 \\ 0 \\ 0 \end{Bmatrix}$$

Total K

$$[K] = K \begin{bmatrix} 2 & 0 & -\frac{1}{2} & \frac{1}{2} & -1 & 0 & -\frac{1}{2} & -\frac{1}{2} \\ 0 & 1 & \frac{1}{2} & -\frac{1}{2} & 0 & 0 & -\frac{1}{2} & -\frac{1}{2} \\ -\frac{1}{2} & \frac{1}{2} & \frac{1}{2} & -\frac{1}{2} & 0 & 0 & 0 & 0 \\ \frac{1}{2} & -\frac{1}{2} & -\frac{1}{2} & \frac{1}{2} & 0 & 0 & 0 & 0 \\ -1 & 0 & 0 & 0 & 1 & 0 & 0 & 0 \\ 0 & 0 & 0 & 0 & 0 & 0 & 0 & 0 \\ -\frac{1}{2} & -\frac{1}{2} & 0 & 0 & 0 & 0 & \frac{1}{2} & \frac{1}{2} \\ -\frac{1}{2} & -\frac{1}{2} & 0 & 0 & 0 & 0 & \frac{1}{2} & \frac{1}{2} \end{bmatrix}$$

(b) Applying boundary conditions

$$u_4 = v_4 = u_2 = v_2 = u_3 = v_3 = 0$$

$[K]$ is reduced to

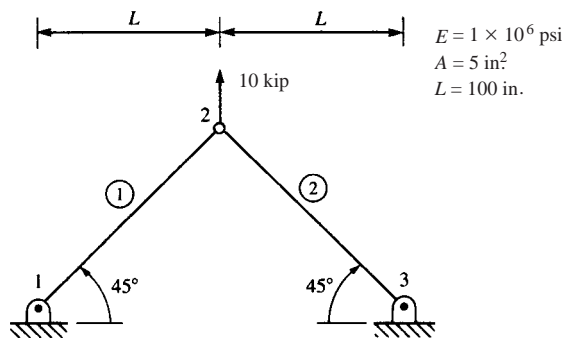
$$[K] = K \begin{bmatrix} 2 & 0 \\ 0 & 1 \end{bmatrix}$$

$$\begin{Bmatrix} f_{1x} \\ f_{1y} \end{Bmatrix} = K \begin{bmatrix} 2 & 0 \\ 0 & 1 \end{bmatrix} \begin{Bmatrix} u_1 \\ v_1 \end{Bmatrix} \Rightarrow \begin{Bmatrix} 0 \\ -10 \end{Bmatrix} = K \begin{bmatrix} 2 & 0 \\ 0 & 1 \end{bmatrix} \begin{Bmatrix} u_1 \\ v_1 \end{Bmatrix}$$

$$\Rightarrow u_1 = 0$$

$$v_1 = \frac{-10}{K}$$

3.20



Element 1-2

$$C = \frac{\sqrt{2}}{2}; \quad S = \frac{\sqrt{3}}{2}; \quad L_{1-2} = \sqrt{2} L$$

$$[k_{1-2}] = \frac{A_1 E_1}{L_{1-2}} \begin{bmatrix} \frac{1}{2} & \frac{1}{2} & -\frac{1}{2} & -\frac{1}{2} \\ \frac{1}{2} & \frac{1}{2} & -\frac{1}{2} & -\frac{1}{2} \\ -\frac{1}{2} & -\frac{1}{2} & \frac{1}{2} & \frac{1}{2} \\ -\frac{1}{2} & -\frac{1}{2} & \frac{1}{2} & \frac{1}{2} \end{bmatrix}$$

Element 2-3

$$C = \frac{\sqrt{2}}{2}; \quad S = -\frac{\sqrt{2}}{2}; \quad L_{2-3} = \sqrt{2} L$$

$$[k_{2-3}] = \frac{A_2 E_2}{L_{2-3}} \begin{bmatrix} \frac{1}{2} & -\frac{1}{2} & -\frac{1}{2} & \frac{1}{2} \\ -\frac{1}{2} & \frac{1}{2} & \frac{1}{2} & -\frac{1}{2} \\ -\frac{1}{2} & \frac{1}{2} & \frac{1}{2} & -\frac{1}{2} \\ \frac{1}{2} & -\frac{1}{2} & -\frac{1}{2} & \frac{1}{2} \end{bmatrix}$$

Applying the boundary conditions

$$\begin{Bmatrix} 0 \\ 10 \end{Bmatrix} = \frac{1 \times 5 \times 10^3}{\sqrt{2} \times 100} \begin{bmatrix} \frac{1}{2} + \frac{1}{2} & \frac{1}{2} - \frac{1}{2} \\ \frac{1}{2} - \frac{1}{2} & \frac{1}{2} + \frac{1}{2} \end{bmatrix} \begin{Bmatrix} u_2 \\ v_2 \end{Bmatrix}$$

$$\Rightarrow u_2 = 0$$

$$v_2 = \frac{10 \times \sqrt{2} \times 100}{5 \times 10^3}$$

$$\Rightarrow v_2 = 0.283 \text{ in.}$$

$$\{f'\} = [k']\{d'\} = [k'] [T^*] \{d\}$$

$$\begin{Bmatrix} f'_{1x} \\ f'_{2x} \end{Bmatrix} = \frac{AE}{L} \begin{bmatrix} 1 & -1 \\ -1 & 1 \end{bmatrix} \begin{bmatrix} C & S & 0 & 0 \\ 0 & 0 & C & S \end{bmatrix} \begin{Bmatrix} u_1 \\ v_1 \\ u_2 \\ v_2 \end{Bmatrix}$$

$$= \frac{5 \times 10^3}{\sqrt{2} \times 100} \begin{bmatrix} C & S & -C & -S \\ -C & -S & C & S \end{bmatrix} \begin{Bmatrix} 0 \\ 0 \\ 0 \\ 0.283 \end{Bmatrix}$$

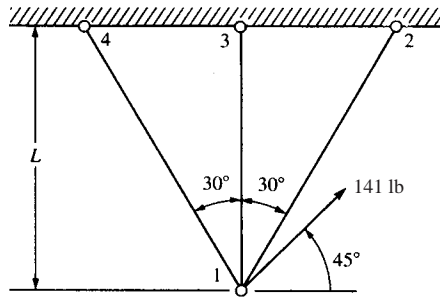
$$f'_{1x} = \frac{5 \times 10^3}{\sqrt{2} \times 100} \left[-\frac{\sqrt{2}}{2} (0.283) \right] = -7.07 \text{ kips}$$

$$f'_{2x} = \frac{5 \times 10^3}{\sqrt{2} \times 100} \left[\frac{\sqrt{2}}{2} (0.283) \right] = 7.07 \text{ kips}$$

$$\sigma_{1-2} = \frac{f'_{2x}}{A} = \frac{7.07 \text{ kips}}{5 \text{ in.}^2} \Rightarrow \sigma_{1-2} = 1414 \text{ psi (T)}$$

$$\sigma_{2-3} = \frac{f'_{3x}}{A} = \frac{7.07 \text{ kips}}{5 \text{ in.}^2} \Rightarrow \sigma_{2-3} = 1414 \text{ psi (T)}$$

3.21



Element 1-2

$$L_{1-2} = \frac{2}{\sqrt{3}} L; \theta = 60^\circ$$

$$[k_{1-2}] = \frac{\sqrt{3}AE}{2L} \begin{bmatrix} \frac{1}{4} & \frac{\sqrt{3}}{4} & -\frac{1}{4} & -\frac{\sqrt{3}}{4} \\ \frac{\sqrt{3}}{4} & \frac{3}{4} & -\frac{\sqrt{3}}{4} & -\frac{3}{4} \\ -\frac{1}{4} & -\frac{\sqrt{3}}{4} & \frac{1}{4} & \frac{\sqrt{3}}{4} \\ -\frac{\sqrt{3}}{4} & -\frac{1}{4} & \frac{\sqrt{3}}{4} & \frac{3}{4} \end{bmatrix}$$

Element 1-3

$$L_{1-3} = L; \theta = 90^\circ$$

$$[k_{1-3}] = \frac{AE}{L} \begin{bmatrix} 0 & 0 & 0 & 0 \\ 0 & 1 & 0 & -1 \\ 0 & 0 & 0 & 0 \\ 0 & 1 & 0 & -1 \end{bmatrix}$$

Element 1-4

$$L_{1-4} = \frac{2}{\sqrt{3}} L; \theta = 120^\circ$$

$$[k_{1-4}] = \frac{\sqrt{3}AE}{2L} \begin{bmatrix} \frac{1}{4} & -\frac{\sqrt{3}}{4} & -\frac{1}{4} & \frac{\sqrt{3}}{4} \\ -\frac{\sqrt{3}}{4} & \frac{3}{4} & \frac{\sqrt{3}}{4} & -\frac{3}{4} \\ -\frac{1}{4} & \frac{\sqrt{3}}{4} & \frac{1}{4} & -\frac{\sqrt{3}}{4} \\ \frac{\sqrt{3}}{4} & \frac{3}{4} & -\frac{\sqrt{3}}{4} & \frac{3}{4} \end{bmatrix}$$

Applying the boundary conditions

$$u_2 = v_2 = u_3 = v_3 = u_4 = v_4 = 0$$

$$[K] = \frac{AE}{L} \begin{bmatrix} \frac{\sqrt{3}}{2}(\frac{1}{4}) + 0 + \frac{\sqrt{3}}{2}(\frac{1}{4}) & \frac{\sqrt{3}}{2}(\frac{\sqrt{3}}{4}) + 0 + \frac{\sqrt{3}}{2}(-\frac{\sqrt{3}}{4}) \\ \frac{\sqrt{3}}{2}(\frac{\sqrt{3}}{4}) + 0 + \frac{\sqrt{3}}{2}(-\frac{\sqrt{3}}{4}) & \frac{\sqrt{3}}{2}(\frac{3}{4}) + 1 + \frac{\sqrt{3}}{2}(\frac{3}{4}) \end{bmatrix}$$

$$= \frac{AE}{L} \begin{bmatrix} \frac{\sqrt{3}}{4} & 0 \\ 0 & 1 + \frac{3\sqrt{3}}{4} \end{bmatrix}$$

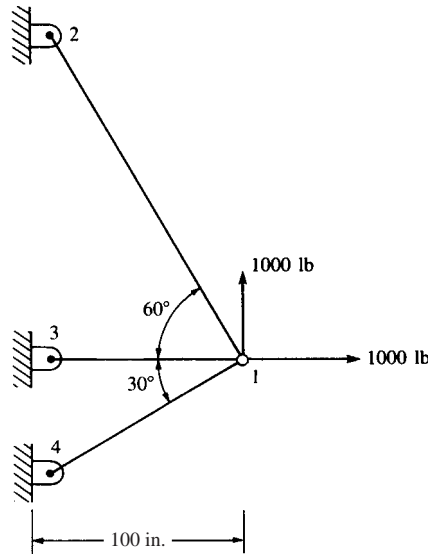
$$\begin{Bmatrix} F_{1x} \\ F_{1y} \end{Bmatrix} = \frac{AE}{L} \begin{bmatrix} \frac{\sqrt{3}}{4} & 0 \\ 0 & 1 + \frac{3\sqrt{3}}{4} \end{bmatrix} \begin{Bmatrix} u_1 \\ v_1 \end{Bmatrix}$$

$$\Rightarrow \begin{Bmatrix} 100 \\ 100 \end{Bmatrix} = \frac{AE}{L} \begin{bmatrix} \frac{\sqrt{3}}{4} & 0 \\ 0 & 1 + \frac{3\sqrt{3}}{4} \end{bmatrix} \begin{Bmatrix} u_1 \\ v_1 \end{Bmatrix}$$

$$\Rightarrow u_1 = \frac{400L}{\sqrt{3}AE} \Rightarrow u_1 = \frac{231L}{AE}$$

$$v_1 = \frac{400L}{(3\sqrt{3} + 4)AE} \Rightarrow v_1 = \frac{43.5L}{AE}$$

3.22



$$[K] = [T]^T [k'] [T] = \frac{AE}{L} \begin{bmatrix} C^2 & CS & -C^2 & -CS \\ CS & S^2 & -CS & -S^2 \\ -C^2 & -CS & C^2 & CS \\ -CS & -S^2 & CS & S^2 \end{bmatrix}$$

For element 1; $\theta = 120^\circ$

$$[k^{(1)}] = \frac{AE}{2L} \begin{bmatrix} \frac{1}{4} & -\frac{\sqrt{3}}{4} & -\frac{1}{4} & \frac{\sqrt{3}}{4} \\ -\frac{\sqrt{3}}{4} & \frac{3}{4} & \frac{\sqrt{3}}{4} & -\frac{3}{4} \\ -\frac{1}{4} & \frac{\sqrt{3}}{4} & \frac{1}{4} & -\frac{\sqrt{3}}{4} \\ \frac{\sqrt{3}}{4} & -\frac{3}{4} & -\frac{\sqrt{3}}{4} & \frac{3}{4} \end{bmatrix}$$

For element 2; $\theta = 180^\circ$

$$[k^{(2)}] = \frac{AE}{L} \begin{bmatrix} 1 & 0 & -1 & 0 \\ 0 & 0 & 0 & 0 \\ -1 & 0 & 1 & 0 \\ 0 & 0 & 0 & 0 \end{bmatrix}$$

For element 3; $\theta = 210^\circ$

$$[k^{(3)}] = \frac{\sqrt{3}AE}{2L} \begin{bmatrix} \frac{3}{4} & \frac{\sqrt{3}}{4} & -\frac{3}{4} & -\frac{\sqrt{3}}{4} \\ \frac{\sqrt{3}}{4} & \frac{1}{4} & -\frac{\sqrt{3}}{4} & -\frac{1}{4} \\ -\frac{3}{4} & -\frac{\sqrt{3}}{4} & \frac{3}{4} & \frac{\sqrt{3}}{4} \\ -\frac{\sqrt{3}}{4} & -\frac{1}{4} & \frac{\sqrt{3}}{4} & \frac{1}{4} \end{bmatrix}$$

Applying the boundary conditions

$$u_2 = v_2 = u_3 = v_3 = u_4 = v_4 = 0$$

$$\begin{Bmatrix} 1000 \\ 1000 \end{Bmatrix} = \frac{AE}{L} \begin{bmatrix} \frac{1}{8} + 1 + \frac{3\sqrt{3}}{8} & -\frac{\sqrt{3}}{8} + 0 + \frac{3}{8} \\ -\frac{\sqrt{3}}{8} + 0 + \frac{3}{8} & \frac{3}{8} + 0 + \frac{\sqrt{3}}{8} \end{bmatrix} \begin{Bmatrix} u_1 \\ v_1 \end{Bmatrix}$$

$$\begin{Bmatrix} 1000 \\ 1000 \end{Bmatrix} = \frac{AE}{L} \begin{bmatrix} 1.77 & 0.16 \\ 0.16 & 0.59 \end{bmatrix} \begin{Bmatrix} u_1 \\ v_1 \end{Bmatrix}$$

$$\Rightarrow u_1 = \frac{422(100)}{1 \times 10 \times 10^6} \Rightarrow u_1 = 0.00422 \text{ in.}$$

$$\Rightarrow v_1 = \frac{1570(100)}{1 \times 10 \times 10^6} \Rightarrow v_1 = 0.0157 \text{ in.}$$

Element (1)

$$\begin{Bmatrix} f_{1x} \\ f_{1y} \\ f_{2x} \\ f_{2y} \end{Bmatrix} = \frac{AE}{L} \begin{bmatrix} \frac{1}{4} & -\frac{\sqrt{3}}{4} & -\frac{1}{4} & \frac{\sqrt{3}}{4} \\ -\frac{\sqrt{3}}{4} & \frac{3}{4} & \frac{\sqrt{3}}{4} & -\frac{3}{4} \\ -\frac{1}{4} & \frac{\sqrt{3}}{4} & \frac{1}{4} & -\frac{\sqrt{3}}{4} \\ \frac{\sqrt{3}}{4} & -\frac{3}{4} & -\frac{\sqrt{3}}{4} & \frac{3}{4} \end{bmatrix} \begin{Bmatrix} 422 \frac{L}{AE} \\ 1570 \frac{L}{AE} \\ 0 \\ 0 \end{Bmatrix}$$

$$\Rightarrow f_{2x} = 287 \text{ lb}$$

$$f_{2y} = -497 \text{ lb}$$

$$f^{(1)} = \sqrt{f_{2x}^2 + f_{2y}^2} \Rightarrow f^{(1)} = 5741 \text{ lb (C)}$$

$$\sigma^{(1)} = \frac{f^{(1)}}{A} = \frac{-5741}{A} \text{ psi}$$

$$\Rightarrow \sigma^{(1)} = -574 \text{ psi (C)}$$

Element (2)

$$\begin{Bmatrix} f_{1x} \\ f_{1y} \\ f_{3x} \\ f_{3y} \end{Bmatrix} = \frac{AE}{L} \begin{bmatrix} 1 & 0 & -1 & 0 \\ 0 & 0 & 0 & 0 \\ -1 & 0 & 1 & 0 \\ 0 & 0 & 0 & 0 \end{bmatrix} \begin{Bmatrix} 422 \frac{L}{AE} \\ 1570 \frac{L}{AE} \\ 0 \\ 0 \end{Bmatrix}$$

$$f_{3x} = -422 \text{ lb}$$

$$f_{3y} = 0 \text{ lb}$$

$$f^{(2)} = \sqrt{f_{3x}^2 + f_{3y}^2} \Rightarrow f^{(2)} = 422 \text{ lb (T)}$$

$$\sigma^{(2)} = \frac{f^{(2)}}{A} = \frac{422}{A} \text{ psi}$$

$$\Rightarrow \sigma^{(2)} = 422 \text{ psi (T)}$$

Element (3)

$$\begin{Bmatrix} f_{1x} \\ f_{1y} \\ f_{4x} \\ f_{4y} \end{Bmatrix} = \frac{\sqrt{3}AE}{2L} \begin{bmatrix} \frac{3}{4} & \frac{\sqrt{3}}{4} & -\frac{3}{4} & -\frac{\sqrt{3}}{4} \\ \frac{\sqrt{3}}{4} & \frac{1}{4} & -\frac{\sqrt{3}}{4} & -\frac{1}{4} \\ -\frac{3}{4} & -\frac{\sqrt{3}}{4} & \frac{3}{4} & \frac{\sqrt{3}}{4} \\ -\frac{\sqrt{3}}{4} & -\frac{1}{4} & \frac{\sqrt{3}}{4} & \frac{1}{4} \end{bmatrix} \begin{Bmatrix} 422 \frac{L}{AE} \\ 1570 \frac{L}{AE} \\ 0 \\ 0 \end{Bmatrix}$$

$$\Rightarrow f_{4x} = -862.8 \text{ lb}$$

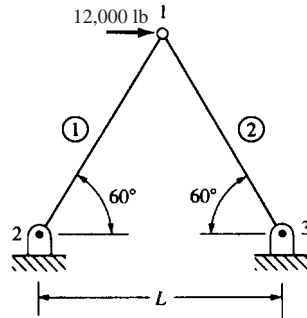
$$f_{4y} = -496 \text{ lb}$$

$$f^{(3)} = \sqrt{f_{4x}^2 + f_{4y}^2} \Rightarrow f^{(3)} = 996 \text{ lb (T)}$$

$$\sigma^{(3)} = \frac{f^{(3)}}{A} = \frac{996}{A} \text{ psi (T)}$$

$$\sigma^{(3)} = 996 \text{ psi (T)}$$

3.23



$L = 100 \text{ in.}$
 $E = 10 \times 10^6 \text{ psi}$
 $A = 1 \text{ in}^2$

Element (1)

$$C = \frac{1}{2}; \quad S = \frac{\sqrt{3}}{2}$$

$$[k^{(1)}] = \frac{AE}{L} \begin{bmatrix} \frac{1}{4} & \frac{\sqrt{3}}{4} & | & -\lambda \\ \frac{\sqrt{3}}{4} & \frac{3}{4} & | & \\ \hline -\lambda & & | & \frac{1}{4} & \frac{\sqrt{3}}{4} \\ & & | & \frac{\sqrt{3}}{4} & \frac{3}{4} \end{bmatrix}$$

Element (2)

$$[k^{(2)}] = \frac{AE}{L} \begin{bmatrix} \frac{1}{4} & -\frac{\sqrt{3}}{4} & | & -\lambda \\ -\frac{\sqrt{3}}{4} & \frac{3}{4} & | & \\ \hline -\lambda & & | & \frac{1}{4} & -\frac{\sqrt{3}}{4} \\ & & | & -\frac{\sqrt{3}}{4} & \frac{3}{4} \end{bmatrix}$$

$$\{F\} = [K] \{d\}$$

$$\begin{Bmatrix} 12000 \\ 0 \end{Bmatrix} = \frac{AE}{L} \begin{bmatrix} \frac{1}{2} & 0 \\ 0 & \frac{3}{2} \end{bmatrix} \begin{Bmatrix} u_1 \\ v_1 \end{Bmatrix}$$

$$\Rightarrow 12000 = \frac{AE}{L} \frac{u_1}{2}$$

$$\Rightarrow u_1 = \frac{12000 \times 100 \times 2}{1 \times 10 \times 10^6}$$

$$\Rightarrow u_1 = 0.24 \text{ in.}$$

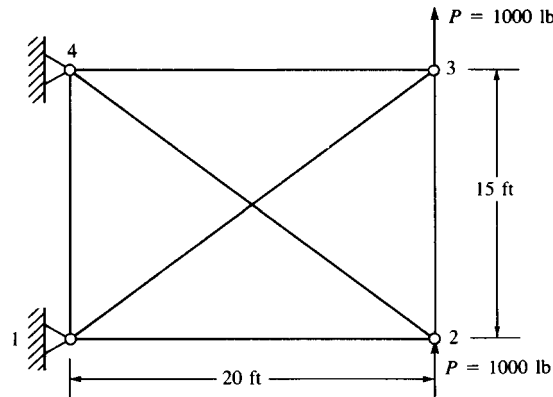
$$v_1 = 0$$

$$\sigma^{(1)} = [c'] \{d\} = \frac{E}{L} \begin{bmatrix} -\frac{1}{2} & -\frac{\sqrt{3}}{2} & \frac{1}{2} & \frac{\sqrt{3}}{2} \end{bmatrix} \begin{Bmatrix} u_2 = 0 \\ v_2 = 0 \\ u_1 = 0.24 \\ v_1 = 0 \end{Bmatrix}$$

$$\Rightarrow \sigma^{(1)} = \frac{10 \times 10^6}{10^2} \left[\frac{1}{2} (0.24) \right]$$

$$\Rightarrow \sigma^{(1)} = 12000 \text{ psi}$$

3.24



$L_{2-1} = 20'$	$L_{2-3} = 15'$	$L_{2-4} = 25'$
$\theta_{2-1} = 180^\circ$	$\theta_{2-3} = 90^\circ$	$\theta_{2-4} = 143.13^\circ$
$\sin \theta_{2-1} = 0$	$\sin \theta_{2-3} = 1$	$\sin \theta_{2-4} = 1$
$\cos \theta_{2-1} = -1$	$\cos \theta_{2-3} = 0$	$\cos \theta_{2-4} = -0.8$

$L_{1-4} = 15'$	$L_{1-3} = 25'$	$L_{3-4} = 20'$
$\theta_{1-4} = 90^\circ$	$\theta_{1-3} = 36.87^\circ$	$\theta_{3-4} = 180^\circ$
$\sin \theta_{1-4} = 1$	$\sin \theta_{1-3} = 0.6$	$\sin \theta_{3-4} = 0$
$\cos \theta_{1-4} = 0$	$\cos \theta_{1-3} = 0$	$\cos \theta_{3-4} = -1$

Boundary conditions $u_1 = v_1 = u_4 = v_4 = 0$

$$[k_{2-1}] = \frac{AE}{20} \begin{bmatrix} (2) & (1) \\ x & y & x & y \\ 1 & 0 & -1 & 0 \\ 0 & 0 & 0 & 0 \\ -1 & 0 & 1 & 0 \\ 0 & 0 & 0 & 0 \end{bmatrix} ; [k_{2-3}] = \frac{AE}{15} \begin{bmatrix} (2) & (3) \\ x & y & x & y \\ 0 & 0 & 0 & 0 \\ 0 & 1 & 0 & -1 \\ 0 & 0 & 0 & 0 \\ 0 & -1 & 0 & 1 \end{bmatrix} \begin{matrix} (2) \\ (3) \end{matrix}$$

$$[k_{3-4}] = \frac{AE}{20} \begin{bmatrix} (3) & (4) \\ x & y & x & y \\ 1 & -1 & -1 & 0 \\ 0 & 0 & 0 & 0 \\ -1 & 0 & 1 & 0 \\ 0 & 0 & 0 & 0 \end{bmatrix} ; [k_{1-4}] = \frac{AE}{15} \begin{bmatrix} (1) & (4) \\ x & y & x & y \\ 0 & 0 & 0 & 0 \\ 0 & 1 & 0 & -1 \\ 0 & 0 & 0 & 0 \\ 0 & -1 & 0 & 1 \end{bmatrix} \begin{matrix} (1) \\ (4) \end{matrix}$$

$$[k_{2-4}] = \frac{AE}{25} \begin{bmatrix} (2) & (4) \\ x & y & x & y \\ 0.64 & -0.48 & -0.64 & 0.48 \\ -0.48 & 0.36 & 0.48 & -0.36 \\ -0.64 & -0.48 & 0.64 & -0.48 \\ 0.48 & -0.36 & -0.48 & 0.36 \end{bmatrix} \begin{matrix} (2) \\ (4) \end{matrix}$$

$$[k_{1-3}] = \frac{AE}{25} \begin{bmatrix} & & (1) & & (3) \\ & x & & y & \\ 0.64 & & 0.48 & & -0.64 & & -0.48 \\ 0.48 & & & 0.36 & & -0.48 & & -0.36 \\ -0.64 & & -0.48 & & 0.64 & & 0.48 \\ -0.48 & & -0.36 & & 0.48 & & 0.36 \end{bmatrix} \begin{matrix} (1) \\ (3) \end{matrix}$$

$$\{F\} = [K] \{d\}$$

$$\left\{ \begin{array}{l} F_{1x} = ? \\ F_{1y} = ? \\ F_{2x} = 0 \\ F_{2y} = 1000 \\ F_{3x} = 0 \\ F_{3y} = 1000 \\ F_{4x} = ? \\ F_{4y} = ? \end{array} \right\} = AE \begin{bmatrix} -0.0756 & 0.0192 & -0.05 & 0 & 0.0256 \\ -0.0192 & 0.0811 & 0 & 0 & -0.0192 \\ -0.05 & 0 & 0.0756 & -0.0192 & 0 \\ 0 & 0 & -0.0192 & 0.0811 & 0 \\ -0.0256 & -0.0192 & 0 & 0 & 0.0756 \\ -0.0192 & -0.0144 & 0 & -0.0667 & 0.0192 \\ 0 & 0 & -0.0256 & 0.0192 & -0.05 \\ 0 & 0.0667 & 0.0172 & 0.0144 & 0 \\ -0.0192 & 0 & 0 & 0 & 0 \\ -0.0144 & 0 & -0.0667 & 0 & 0 \\ 0 & -0.0256 & 0.0192 & 0 & 0 \\ -0.0667 & 0.0192 & -0.0144 & 0 & 0 \\ 0.0192 & -0.05 & 0 & 0 & 0 \\ 0.0811 & 0 & 0 & 0 & 0 \\ 0 & 0.0756 & -0.0192 & 0 & 0 \\ 0 & 0.0192 & 0.0811 & 0 & 0 \end{bmatrix} \begin{matrix} u_1 = 0 \\ v_1 = 0 \\ u_2 = ? \\ v_2 = ? \\ u_3 = ? \\ v_3 = ? \\ u_4 = 0 \\ v_4 = 0 \end{matrix}$$

$$\Rightarrow 0 = [0.0756 u_2 - 0.0192 v_2 + 0 u_3 + 0 v_3] AE$$

$$\Rightarrow u_2 = 0.254 v_2 \quad (1)$$

$$1000 = [-0.0192 u_2 + 0.0811 v_2 + 0 u_3 - 0.0667 v_3] AE$$

$$0 = [0 u_2 + 0 v_2 + 0.0756 u_3 + 0.0192 v_3] AE$$

$$\Rightarrow u_3 = -0.254 v_3 \quad (2)$$

$$1000 = [0 u_2 - 0.0667 v_2 + 0.0192 u_3 + 0.0811 v_3] AE$$

$$1000 = [-0.0192 (0.254 v_2) + 0.0811 v_2 - 0.0667 v_3] AE$$

$$\Rightarrow 1000 = [0.0762 v_2 - 0.0667 v_3] AE \quad (3)$$

$$1000 = [-0.0667 v_2 + 0.0192 (-0.254 v_3) + 0.0811 v_3] AE$$

$$\Rightarrow 1000 = [-0.0667 v_2 + 0.0762 v_3] AE \quad (4)$$

Multiplying (4) by $\left(\frac{0.0762}{0.0667}\right)$

$$\Rightarrow 1142.4 = [-0.0762 v_2 + 0.0870 v_3] AE \quad (5)$$

Adding (3) and (5)

$$2142.4 = [0 v_2 + 0.204 v_3] AE$$

$$\Rightarrow v_3 = \frac{105021}{AE} \quad (6)$$

Substituting (6) into (3)

$$1000 = \left[0.0762 v_2 - 0.0667 \left(\frac{105021}{AE} \right) \right] AE$$

$$\Rightarrow v_2 = \frac{105021}{AE} \Rightarrow v_2 = v_3$$

Substituting in (1) and (2)

$$u_2 = 0.254 v_2 = 0.254 \left(\frac{105021}{AE} \right)$$

$$\Rightarrow u_2 = \frac{26675}{AE}$$

$$u_3 = -0.254 v_3 = -0.254 \left(\frac{105021}{AE} \right)$$

$$\Rightarrow u_3 = -\frac{26675}{AE}$$

Going back to the local stiffness matrices

$$\begin{Bmatrix} f_{2x} \\ f_{2y} \end{Bmatrix} = \frac{AE}{20} \begin{bmatrix} 1 & 0 & -1 & 0 \\ 0 & 0 & 0 & 0 \end{bmatrix} \begin{Bmatrix} u_3 \\ v_2 \\ u_1 = 0 \\ v_1 = 0 \end{Bmatrix} \Rightarrow f_{2x} = 1 u_2 \frac{AE}{20}$$

$$\Rightarrow f_{2x} = \frac{26675}{AE} \frac{AE}{20}$$

$$\Rightarrow f_{2x} = 1333 \text{ lb} ; f_{2y} = 0 \text{ lb}$$

$$f_{1-2} = \sqrt{(f_{2x})^2 + (f_{2y})^2} \Rightarrow f_{1-2} = 1333 \text{ lb (T)}$$

Member 1-3

$$\begin{Bmatrix} f_{3x} \\ f_{3y} \end{Bmatrix} = \frac{AE}{25} \begin{bmatrix} -0.64 & -0.48 & 0.64 & 0.48 \\ -0.48 & -0.36 & 0.48 & 0.36 \end{bmatrix} \begin{Bmatrix} u_1 = 0 \\ v_1 = 0 \\ u_3 \\ v_3 \end{Bmatrix}$$

$$\Rightarrow f_{3x} = \left[-0.64 \left(\frac{-26675}{AE} \right) - 0.48 \left(\frac{105021}{AE} \right) \right] \frac{AE}{25}$$

$$\Rightarrow f_{3x} = -1333 \text{ lb}$$

$$f_{3y} = \left[-0.48 \left(\frac{-26675}{AE} \right) - 0.36 \left(\frac{105021}{AE} \right) \right] \frac{AE}{25}$$

$$\Rightarrow f_{3y} = -1000 \text{ lb}$$

$$f_{1-3} = \sqrt{(f_{3x})^2 + (f_{3y})^2} \Rightarrow f_{1-3} = 1667 \text{ lb (T)}$$

Member 2-4

$$\begin{Bmatrix} f_{2x} \\ f_{2y} \end{Bmatrix} = \frac{AE}{25} \begin{bmatrix} 0.64 & -0.48 & -0.64 & 0.48 \\ -0.48 & 0.36 & 0.48 & -0.36 \end{bmatrix} \begin{Bmatrix} u_2 \\ v_2 \\ u_4 = 0 \\ v_4 = 0 \end{Bmatrix}$$

$$\Rightarrow f_{2x} = 1333 \text{ lb (C)}$$

$$f_{2y} = 1000 \text{ lb (C)}$$

$$f_{2-4} = \sqrt{(f_{2x})^2 + (f_{2y})^2}$$

$$\Rightarrow f_{2-4} = 1667 \text{ lb (C)}$$

Member 2-3

$$\begin{Bmatrix} f_{2x} \\ f_{2y} \end{Bmatrix} = \frac{AE}{15} \begin{bmatrix} 0 & 0 & 0 & 0 \\ 0 & 1 & 0 & -1 \end{bmatrix} \begin{Bmatrix} u_2 \\ v_2 \\ u_3 \\ v_3 \end{Bmatrix} \Rightarrow \begin{cases} f_{2x} = 0 \\ f_{2y} = 0 \end{cases}$$

$$\Rightarrow f_{2-3} = 0 \text{ lb}$$

Member 3-4

$$\begin{Bmatrix} f_{3x} \\ f_{3y} \end{Bmatrix} = \frac{AE}{20} \begin{bmatrix} 1 & 0 & -1 & 0 \\ 0 & 0 & 0 & 0 \end{bmatrix} \begin{Bmatrix} u_3 \\ v_3 \\ u_4 = 0 \\ v_4 = 0 \end{Bmatrix} \Rightarrow \begin{cases} f_{3x} = -1333 \text{ lb} \\ f_{3y} = 0 \text{ lb} \end{cases}$$

$$f_{3-4} = \sqrt{(f_{3x})^2 + (f_{3y})^2} \Rightarrow f_{3-4} = 1333 \text{ lb (C)}$$

Member 1-4

$$\begin{Bmatrix} f_{4x} \\ f_{4y} \end{Bmatrix} = \frac{AE}{15} \begin{bmatrix} 0 & 0 & 0 & 0 \\ 0 & -1 & 0 & 1 \end{bmatrix} \begin{Bmatrix} u_1 = 0 \\ v_1 = 0 \\ u_4 = 0 \\ v_4 = 0 \end{Bmatrix}$$

$$\Rightarrow f_{1-4} = 0 \text{ lb}$$

3.25 The global stiffness matrix is changed since matrix $[k_{2-4}]$ is not incorporated in

$$\begin{Bmatrix} F_{1x} = 0 \\ F_{1y} = 0 \\ F_{2x} = 0 \\ F_{2y} = 1000 \\ F_{3x} = 0 \\ F_{3y} = 1000 \\ F_{4x} = 0 \\ F_{4y} = 0 \end{Bmatrix} = AE \begin{bmatrix} \text{(1)} & \text{(2)} & & \\ 0.0756 & -0.0192 & -0.05 & 0 \\ 0.0192 & -0.0811 & 0 & 0 \\ -0.05 & 0 & 0.05 & 0 \\ 0 & 0 & 0 & 0.0667 \\ -0.0256 & -0.0192 & 0 & 0 \\ -0.0192 & -0.0144 & 0 & -0.0667 \\ 0 & 0 & 0 & 0 \\ 0 & -0.0667 & 0 & 0 \\ \text{(3)} & \text{(4)} & & \\ -0.0256 & -0.0192 & 0 & 0 \\ -0.0192 & -0.0144 & 0 & -0.0667 \\ 0 & 0 & 0 & 0 \\ 0 & -0.0667 & 0 & 0 \\ 0.0756 & 0.0192 & -0.05 & 0 \\ 0.0192 & 0.0811 & 0 & 0 \\ -0.05 & 0 & 0.05 & 0 \\ 0 & 0 & 0 & 0.0667 \end{bmatrix} \begin{Bmatrix} u_1 = 0 \\ v_1 = 0 \\ u_2 \\ v_2 \\ u_3 \\ v_3 \\ u_4 = 0 \\ v_4 = 0 \end{Bmatrix}$$

$$\Rightarrow 0 = [0.05 u_2 + 0 v_2 + 0 u_3 + 0 v_3] AE$$

$$\Rightarrow u_2 = 0 \quad (1)$$

$$1000 = [0 u_2 + 0.0667 v_2 + 0 u_3 - 0.0667 v_3] AE \quad (2)$$

$$0 = [0 u_3 + 0 v_2 + 0.0756 u_3 + 0.0192 v_3] AE \quad (3)$$

$$\Rightarrow u_3 = -0.254 v_3 \quad (3)$$

$$1000 = [0 u_2 - 0.0667 v_2 + 0.0192 u_3 + 0.0811 v_3] AE \quad (4)$$

Adding (2) and (4)

$$2000 = [0.0192 u_3 + 0.0144 v_3] AE \quad (5)$$

Substituting (3) in (5)

$$2000 [0.0192 (-0.254 v_3) + 0.0144 v_3] AE$$

$$\Rightarrow v_3 = \frac{210000}{AE}$$

$$\Rightarrow u_3 = (-0.254) \frac{(210000)}{AE} \Rightarrow u_3 = \frac{-53340}{AE}$$

Substituting in (2)

$$\Rightarrow 1000 = \left[0.0667 v_2 - 0.0667 \left(\frac{210000}{AE} \right) \right] AE$$

$$\Rightarrow v_2 = \frac{224993}{AE}$$

Forces on members

Member 1-2

$$\begin{Bmatrix} f_{2x} \\ f_{2y} \end{Bmatrix} = \frac{AE}{20} \begin{bmatrix} 1 & 0 & -1 & 0 \\ 0 & 0 & 0 & 0 \end{bmatrix} \begin{Bmatrix} u_2 = 0 \\ v_2 = \\ u_1 = 0 \\ v_1 = 0 \end{Bmatrix} \Rightarrow \begin{Bmatrix} f_{2x} = 0 \\ f_{2y} = 0 \end{Bmatrix}$$

$$\Rightarrow f_{1-2} = 0$$

Member 1-3

$$\begin{Bmatrix} f_{1x} \\ f_{1y} \end{Bmatrix} = \frac{AE}{25} \begin{bmatrix} 0.64 & 0.48 & -0.64 & -0.48 \\ 0.48 & 0.36 & -0.48 & -0.36 \end{bmatrix} \begin{Bmatrix} u_1 = 0 \\ v_1 = 0 \\ u_3 \\ v_3 \end{Bmatrix}$$

$$\Rightarrow f_{1x} = \frac{AE}{25} \left[-0.64 \left(\frac{-53380}{AE} \right) - 0.48 \left(\frac{210000}{AE} \right) \right]$$

$$\Rightarrow f_{1x} = -2666.5 \text{ lb}$$

$$f_{1y} = \frac{AE}{25} \left[-0.48 \left(\frac{-53380}{AE} \right) - 0.36 \left(\frac{210000}{AE} \right) \right]$$

$$\Rightarrow f_{1y} = -2000 \text{ lb}$$

$$f_{1-3} = \sqrt{(f_{1x})^2 + (f_{1y})^2} \Rightarrow f_{1-3} = 3333 \text{ lb (T)}$$

Member 2-3

$$\begin{Bmatrix} f_{2x} \\ f_{2y} \end{Bmatrix} = \frac{AE}{15} \begin{bmatrix} 0 & 0 & 0 & 0 \\ 0 & 1 & 0 & -1 \end{bmatrix} \begin{Bmatrix} u_2 = 0 \\ v_2 = 0 \\ u_3 \\ v_3 \end{Bmatrix}$$

$$\Rightarrow f_{2x} = 0$$

$$\Rightarrow f_{2y} = \frac{AE}{15} \left[1 \frac{(224993)}{AE} - \frac{(210000)}{AE} \right]$$

$$\Rightarrow f_{2y} = -1000 \text{ lb (C)}$$

$$f_{2-3} = \sqrt{(f_{2x})^2 + (f_{2y})^2}$$

$$\Rightarrow f_{2-3} = 1000 \text{ lb (C)}$$

Member 3-4

$$\begin{Bmatrix} f_{3x} \\ f_{3y} \end{Bmatrix} = \frac{AE}{20} \begin{bmatrix} 1 & 0 & -1 & 0 \\ 0 & 0 & 0 & 0 \end{bmatrix} \begin{Bmatrix} u_3 \\ v_3 \\ u_4 = 0 \\ v_4 = 0 \end{Bmatrix}$$

$$\Rightarrow f_{3x} = 1 \frac{(-53340)}{AE} \frac{AE}{20} \Rightarrow f_{3x} = -2666.5 \text{ lb (C)}$$

$$\Rightarrow f_{3y} = 0$$

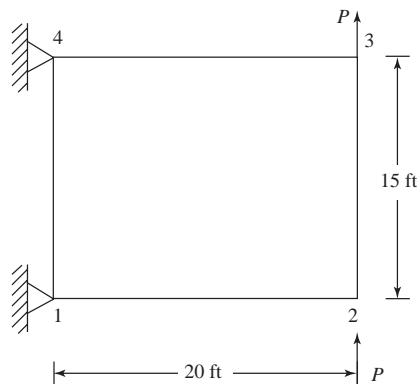
$$f_{3-4} = \sqrt{(f_{3x})^2 + (f_{3y})^2} \Rightarrow f_{3-4} = 2667 \text{ lb (C)}$$

Member 1-4

$$\begin{Bmatrix} f_{1x} \\ f_{1y} \end{Bmatrix} = \frac{AE}{15} \begin{bmatrix} 0 & 0 & 0 & 0 \\ 0 & 1 & 0 & -1 \end{bmatrix} \begin{Bmatrix} u_1 = 0 \\ v_1 = 0 \\ u_4 = 0 \\ v_4 = 0 \end{Bmatrix} \Rightarrow \begin{matrix} f_{1x} = 0 \\ f_{1y} = 0 \end{matrix}$$

$$\Rightarrow f_{1-4} = 0 \text{ lb}$$

3.26



Since both elements 2-4 and 1-3 are removed, the global stiffness matrix will change

$$\begin{Bmatrix} F_{1x} = ? \\ F_{1y} = ? \\ F_{2x} = 0 \\ F_{2y} = 1000 \\ F_{3x} = 0 \\ F_{3y} = 1000 \\ F_{4x} = ? \\ F_{4y} = ? \end{Bmatrix} = AE \begin{bmatrix} (1) & (2) & (3) & (4) \\ 0.05 & 0 & -0.05 & 0 \\ 0 & 0.0667 & 0 & 0 \\ -0.05 & 0 & 0.05 & 0 \\ 0 & 0 & 0 & 0.0667 \\ 0 & 0 & 0 & -0.0667 \\ 0 & 0 & 0 & 0 \\ 0 & 0 & -0.0667 & 0 \\ 0 & 0 & 0.0667 & 0 \\ 0 & 0 & -0.05 & 0 \\ 0 & 0 & 0.05 & 0 \\ 0 & 0.0667 & 0 & 0 \\ 0 & 0 & 0 & 0.0667 \end{bmatrix} \begin{Bmatrix} u_1 = 0 \\ v_1 = 0 \\ u_2 = ? \\ v_2 = ? \\ u_3 = ? \\ v_3 = ? \\ u_4 = 0 \\ v_4 = 0 \end{Bmatrix}$$

$$\Rightarrow 0 = 0.05 u_2 \quad \Rightarrow u_2 = 0$$

$$1000 = 0.0667 v_2 - 0.0667 v_3 \quad (1)$$

$$0 = 0.05 u_3 \quad \Rightarrow u_3 = 0$$

$$1000 = -0.0667 v_2 + 0.0667 v_3 \quad (2)$$

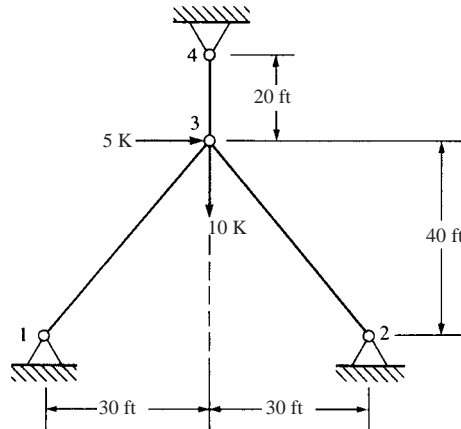
Adding (1) to (2)

$$2000 = 0 v_2 + 0 v_3$$

The matrix, therefore, is singular and we get an inconsistent equation.

Of course this should have been expected since the truss is unstable.

3.27



	(1)	(2)	(3)
	1-3	2-3	3-4
L	50 ft	50 ft	20 ft
θ	53.13°	126.87°	90°
$\cos \theta$	0.6	-0.6	0
$\sin \theta$	0.8	0.8	1

$$[k^{(1)}] = \frac{AE}{50} \begin{bmatrix} (1) & & (3) \\ 0.36 & 0.48 & -0.36 & 0.48 \\ 0.48 & 0.64 & 0.48 & -0.64 \\ \hline & & & \end{bmatrix} \begin{matrix} (1) \\ (3) \end{matrix}$$

$$[k^{(2)}] = \frac{AE}{50} \begin{bmatrix} & (2) & & (3) \\ 0.36 & -0.48 & -0.36 & 0.48 \\ -0.48 & 0.64 & 0.48 & -0.64 \\ \hline & & & \\ (3) & & & (4) \\ 0 & 0 & 0 & 0 \\ 0 & 1 & 0 & -1 \\ \hline & & & \\ & & & \end{bmatrix} \begin{matrix} (2) \\ (3) \end{matrix}$$

$$[k^{(3)}] = \frac{AE}{20} \begin{bmatrix} & (3) & & (4) \\ 0 & 0 & 0 & 0 \\ 0 & 1 & 0 & -1 \\ \hline & & & \\ (3) & & & (4) \\ 0 & 0 & 0 & 0 \\ 0 & 1 & 0 & -1 \\ \hline & & & \\ & & & \end{bmatrix} \begin{matrix} (3) \\ (4) \end{matrix}$$

Invoking boundary conditions. Therefore, need only 3–3

$$[K] = \begin{bmatrix} \frac{AE}{50} (0.36 + 0.36) + \frac{AE}{20} (0) & \frac{AE}{50} (0.48 - 0.48) + \frac{AE}{20} (0) \\ \frac{AE}{50} (0.48 - 0.48) + \frac{AE}{20} (0) & \frac{AE}{50} (0.64 + 0.64) + \frac{AE}{20} (1) \end{bmatrix}$$

$$\Rightarrow K = \begin{bmatrix} (0.72) \frac{AE}{50} & 0 \\ 0 & (1.28) \frac{AE}{50} + \frac{AE}{20} \end{bmatrix}$$

$$\{F\} = [K] \{d\}$$

$$\begin{Bmatrix} F_{3x} = 5 \text{ K} \\ F_{3y} = -10 \text{ K} \end{Bmatrix} = AE \begin{bmatrix} \frac{0.72}{50} & 0 \\ 0 & \frac{1.28}{50} + \frac{1}{20} \end{bmatrix} \begin{Bmatrix} u_3 \\ v_3 \end{Bmatrix}$$

$$\Rightarrow 5 \text{ K} = \frac{(0.72)(AE)}{50} u_3$$

$$\Rightarrow u_3 = \frac{(5000) \times (50) \times (12)}{(0.72)(3)(30 \times 10^6)}$$

$$\Rightarrow u_3 = 0.0463 \text{ in.}$$

$$\Rightarrow -10 \text{ K} = \left[\frac{1.28}{50} + \frac{1}{20} \right] AE v_3$$

$$\Rightarrow v_3 = -0.0176 \text{ in.}$$

Forces on the members

Member 1–3 (1)

$$\begin{Bmatrix} f'_{1x} \\ f'_{3x} \end{Bmatrix} = \frac{AE}{50} \begin{bmatrix} 0.6 & 0.8 & -0.6 & -0.8 \\ -0.6 & -0.8 & 0.6 & 0.8 \end{bmatrix} \begin{Bmatrix} u_1 = 0 \\ v_1 = 0 \\ u_3 \\ v_3 \end{Bmatrix}$$

$$\Rightarrow f'_{1x}^{(1)} = -2.055 \text{ kips}$$

Member 2–3 (2)

$$\begin{Bmatrix} f'_{2x} \\ f'_{3x} \end{Bmatrix} = \frac{AE}{50} \begin{bmatrix} -0.6 & 0.8 & 0.6 & -0.8 \\ 0.6 & -0.8 & -0.6 & 0.8 \end{bmatrix} \begin{Bmatrix} u_2 = 0 \\ v_2 = 0 \\ u_3 \\ v_3 \end{Bmatrix}$$

$$\Rightarrow f'_{2x}^{(2)} = 6.279 \text{ kips}$$

Member 3-4 (3)

$$\begin{Bmatrix} f'_{3x} \\ f'_{4x} \end{Bmatrix} = \frac{AE}{20} \begin{bmatrix} 0 & 1 & 0 & -1 \\ 0 & -1 & 0 & 1 \end{bmatrix} \begin{Bmatrix} u_3 \\ v_3 \\ u_4 = 0 \\ v_4 = 0 \end{Bmatrix}$$

$$\Rightarrow f'_{3x} = \frac{AE}{20} (-0.0176)$$

$$\Rightarrow f'_{3x} = -6.6 \text{ kips}$$

3.28

$$[T] = \begin{bmatrix} C & S & 0 & 0 \\ -S & C & 0 & 0 \\ 0 & 0 & C & S \\ 0 & 0 & -S & C \end{bmatrix}$$

$$[T^T] = \begin{bmatrix} C & -S & 0 & 0 \\ S & C & 0 & 0 \\ 0 & 0 & C & -S \\ 0 & 0 & S & C \end{bmatrix}$$

$$[T][T^T] = \begin{bmatrix} C & S & 0 & 0 \\ -S & C & 0 & 0 \\ 0 & 0 & C & S \\ 0 & 0 & -S & C \end{bmatrix} \begin{bmatrix} C & -S & 0 & 0 \\ S & C & 0 & 0 \\ 0 & 0 & C & -S \\ 0 & 0 & S & C \end{bmatrix}$$

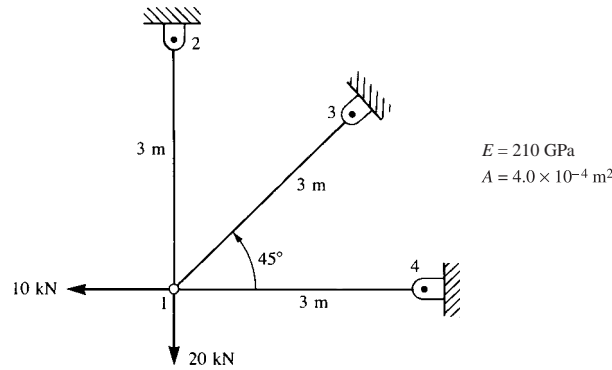
$$\Rightarrow T[T^T] = \begin{bmatrix} C^2 + S^2 & -SC + SC & 0 & 0 \\ -CS + CS & S^2 + C^2 & 0 & 0 \\ 0 & 0 & C^2 + S^2 & -SC + SC \\ 0 & 0 & -CS + CS & S^2 + C^2 \end{bmatrix}$$

$$[T][T^T] = \begin{bmatrix} 1 & 0 & 0 & 0 \\ 0 & 1 & 0 & 0 \\ 0 & 0 & 1 & 0 \\ 0 & 0 & 0 & 1 \end{bmatrix} \leftarrow \begin{matrix} \text{Identity} \\ \text{matrix} \end{matrix} = [I]$$

But $[T][T^T] = \begin{bmatrix} 1 & 0 & 0 & 0 \\ 0 & 1 & 0 & 0 \\ 0 & 0 & 1 & 0 \\ 0 & 0 & 0 & 1 \end{bmatrix} = I \Rightarrow$

$$\Rightarrow [T^T] = [T^{-1}] = \begin{bmatrix} C & -S & 0 & 0 \\ S & C & 0 & 0 \\ 0 & 0 & C & -S \\ 0 & 0 & S & C \end{bmatrix}$$

3.29



$$\frac{AE}{L} = \frac{(4 \times 10^{-4})(210 \times 10^6)}{3} = 280 \times 10^2 \frac{\text{kN}}{\text{m}}$$

Element (1)

$$C = 0, S = 1$$

$$[k^{(1)}] = 280 \times 10^2 \begin{bmatrix} (1) & (2) \\ 0 & 0 & 0 & 0 \\ 0 & 1 & 0 & -1 \\ 0 & 0 & 0 & 0 \\ 0 & -1 & 0 & 1 \end{bmatrix}$$

Element (2)

$$C = \frac{\sqrt{2}}{2}, S = \frac{\sqrt{2}}{2}$$

$$[k^{(2)}] = 280 \times 10^2 \begin{bmatrix} (1) & (3) \\ \frac{1}{2} & \frac{1}{2} & -\frac{1}{2} & -\frac{1}{2} \\ \frac{1}{2} & \frac{1}{2} & -\frac{1}{2} & -\frac{1}{2} \\ -\frac{1}{2} & -\frac{1}{2} & \frac{1}{2} & \frac{1}{2} \\ -\frac{1}{2} & -\frac{1}{2} & \frac{1}{2} & \frac{1}{2} \end{bmatrix}$$

Element (3)

$$C = 1, S = 0$$

$$[k^{(3)}] = 280 \times 10^2 \begin{bmatrix} 1 & 0 & -1 & 0 \\ 0 & 0 & 0 & 0 \\ -1 & 0 & 1 & 0 \\ 0 & 0 & 0 & 1 \end{bmatrix}$$

Boundary conditions

$$u_2 = v_2 = u_3 = v_3 = u_4 = v_4 = 0$$

$$\begin{Bmatrix} F_{1x} = -10 \text{ K} \\ F_{1y} = -20 \text{ K} \end{Bmatrix} = 280 \times 10^2 \begin{bmatrix} 1\frac{1}{2} & \frac{1}{2} \\ \frac{1}{2} & 1\frac{1}{2} \end{bmatrix} \begin{Bmatrix} u_1 \\ v_1 \end{Bmatrix}$$

$$\Rightarrow u_1 = -0.893 \times 10^{-4} \text{ m}$$

$$v_1 = -4.46 \times 10^{-4} \text{ m}$$

Element stresses

$$\sigma^{(1)} = \frac{210 \times 10^6}{3} [0 \quad -1 \quad 0 \quad 1] \begin{Bmatrix} -0.893 \times 10^{-4} \\ -4.46 \times 10^{-4} \\ 0 \\ 0 \end{Bmatrix}$$

$$\Rightarrow \sigma^{(1)} = 31.2 \text{ MPa (T)}$$

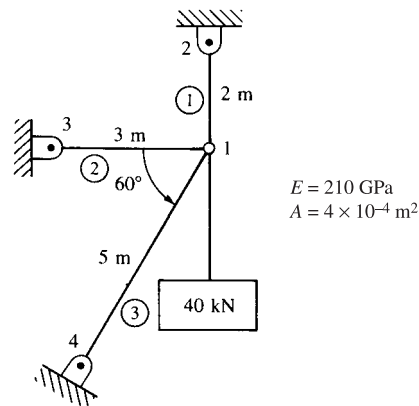
$$\sigma^{(2)} = 70 \times 10^6 \left[-\frac{\sqrt{2}}{2} \quad -\frac{\sqrt{2}}{2} \quad \frac{\sqrt{2}}{2} \quad \frac{\sqrt{2}}{2} \right] \begin{Bmatrix} -0.893 \times 10^{-4} \\ -4.46 \times 10^{-4} \\ 0 \\ 0 \end{Bmatrix}$$

$$\Rightarrow \sigma^{(2)} = 26.5 \text{ MPa (T)}$$

$$\sigma^{(3)} = 70 \times 10^6 [-1 \quad 0 \quad 1 \quad 0] \begin{Bmatrix} -0.893 \times 10^{-4} \\ -4.46 \times 10^{-4} \\ 0 \\ 0 \end{Bmatrix}$$

$$\Rightarrow \sigma^{(3)} = 6.25 \text{ MPa (T)}$$

3.30



Element 1-2

$$C = 0, S = 1$$

$$[k_{1-2}] = (4 \times 10^{-4})(210 \times 10^9) \begin{matrix} & \begin{matrix} (1) & (2) \end{matrix} \\ \begin{matrix} (1) \\ (2) \end{matrix} & \begin{bmatrix} 0 & 0 & 0 & 0 \\ 0 & \frac{1}{2} & 0 & -\frac{1}{2} \\ 0 & 0 & 0 & 0 \\ 0 & -\frac{1}{2} & 0 & \frac{1}{2} \end{bmatrix} \end{matrix}$$

Element 1-3

$$C = -1, S = 0$$

$$[k_{1-3}] = 84 \times 10^6 \begin{matrix} & \begin{matrix} (1) & (3) \end{matrix} \\ \begin{matrix} (1) \\ (3) \end{matrix} & \begin{bmatrix} \frac{1}{3} & 0 & -\frac{1}{3} & 0 \\ 0 & 0 & 0 & 0 \\ -\frac{1}{3} & 0 & \frac{1}{3} & 0 \\ 0 & 0 & 0 & 0 \end{bmatrix} \end{matrix}$$

Element 1-4

$$C = -0.5, S = -\frac{\sqrt{3}}{2}$$

$$[k_{1-4}] = 84 \times 10^6 \begin{matrix} (1) & & & (4) \\ \begin{bmatrix} 0.05 & 0.0866 & -0.05 & -0.0866 \\ 0.0866 & 0.15 & -0.0866 & -0.15 \\ -0.05 & -0.0866 & 0.05 & 0.0866 \\ -0.0866 & -0.15 & 0.0866 & 0.15 \end{bmatrix} \end{matrix}$$

$$u_2 = v_2 = u_3 = v_3 = u_4 = v_4 = 0$$

$$\begin{Bmatrix} F_{1x} = 0 \\ F_{1y} = -40 \end{Bmatrix} = 84 \times 10^6 \begin{bmatrix} 0.3883 & 0.0866 \\ 0.0866 & 0.65 \end{bmatrix} \begin{Bmatrix} u_1 \\ v_1 \end{Bmatrix}$$

$$\Rightarrow u_1 = 1.71 \times 10^{-4} \text{ m}$$

$$v_1 = -7.55 \times 10^{-4} \text{ m}$$

Element stresses

$$\sigma^{(1)} = \frac{210 \times 10^9}{2} [0 \quad -1 \quad 0 \quad 1] \begin{Bmatrix} 1.71 \times 10^{-4} \\ -7.55 \times 10^{-4} \\ 0 \\ 0 \end{Bmatrix}$$

$$\Rightarrow \sigma^{(1)} = 79.28 \text{ MPa (T)}$$

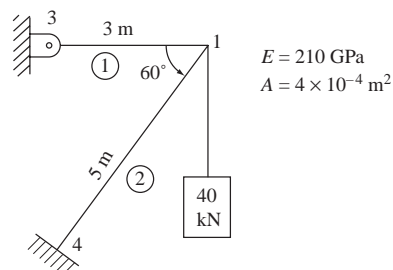
$$\sigma^{(2)} = \frac{210 \times 10^9}{3} [1 \quad 0 \quad -1 \quad 0] \begin{Bmatrix} 1.71 \times 10^{-4} \\ -7.55 \times 10^{-4} \\ 0 \\ 0 \end{Bmatrix}$$

$$\Rightarrow \sigma^{(2)} = 11.97 \text{ MPa (T)}$$

$$\sigma^{(3)} = \frac{210 \times 10^9}{5} \left[\frac{1}{2} \quad \frac{\sqrt{3}}{2} \quad -\frac{1}{2} \quad \frac{\sqrt{3}}{2} \right] \begin{Bmatrix} 1.71 \times 10^{-4} \\ -7.55 \times 10^{-4} \\ 0 \\ 0 \end{Bmatrix}$$

$$\Rightarrow \sigma^{(3)} = -23.87 \text{ MPa (C)}$$

3.31



$[k_{1-3}]$ and $[k_{1-4}]$ are the same as in Problem 3.30

$$u_3 = v_3 = u_4 = v_4 = 0$$

$$\begin{Bmatrix} F_{1x} = 0 \\ F_{1y} = -40 \end{Bmatrix} = 8.4 \times 10^7 \begin{bmatrix} \frac{23}{60} & \frac{3\sqrt{3}}{60} \\ \frac{3\sqrt{3}}{60} & \frac{9}{60} \end{bmatrix} \begin{Bmatrix} u_1 \\ v_1 \end{Bmatrix}$$

$$\Rightarrow u_1 = 8.248 \times 10^{-4} \text{ m}$$

$$v_1 = -3.651 \times 10^{-3} \text{ m}$$

Element stresses

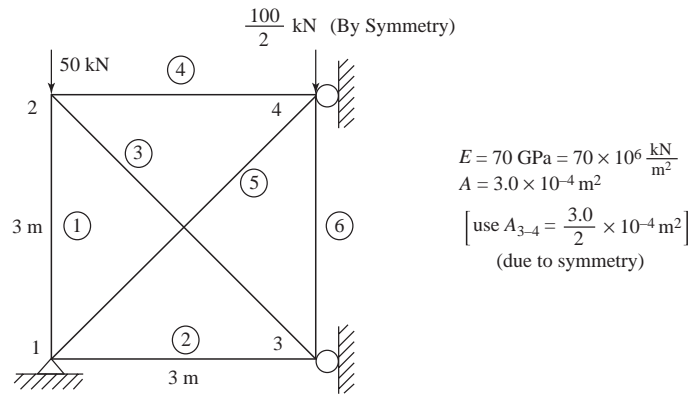
$$\sigma^{(1)} = \frac{210 \times 10^9}{3} [1 \ 0 \ -1 \ 0] \begin{Bmatrix} 8.248 \times 10^{-4} \\ -3.651 \times 10^{-3} \\ 0 \\ 0 \end{Bmatrix}$$

$$\Rightarrow \sigma^{(1)} = 57.74 \text{ MPa (T)}$$

$$\sigma^{(2)} = \frac{210 \times 10^9}{5} \begin{bmatrix} -\frac{1}{2} & -\frac{\sqrt{3}}{2} & \frac{1}{2} & \frac{\sqrt{3}}{2} \end{bmatrix} \begin{Bmatrix} 8.248 \times 10^{-4} \\ -3.651 \times 10^{-3} \\ 0 \\ 0 \end{Bmatrix}$$

$$\Rightarrow \sigma^{(2)} = -115.48 \text{ MPa (C)}$$

3.32



$$[k_{1-2}] = 7000 \begin{bmatrix} 0 & 0 & 0 & 0 \\ 0 & 1 & 0 & -1 \\ 0 & 0 & 0 & 0 \\ 0 & -1 & 0 & 1 \end{bmatrix}; [k_{1-3}] = 7000 \begin{bmatrix} 1 & 0 & -1 & 0 \\ 0 & 0 & 0 & 0 \\ -1 & 0 & 1 & 0 \\ 0 & 0 & 0 & 0 \end{bmatrix}$$

$$[k_{2-3}] = 2475 \begin{bmatrix} 1 & -1 & -1 & 1 \\ -1 & 1 & 1 & -1 \\ -1 & 1 & 1 & -1 \\ 1 & -1 & -1 & 1 \end{bmatrix}; [k_{2-4}] = 7000 \begin{bmatrix} 1 & 0 & -1 & 0 \\ 0 & 0 & 0 & 0 \\ -1 & 0 & 1 & 0 \\ 0 & 0 & 0 & 0 \end{bmatrix}$$

$$[k_{1-4}] = 2475 \begin{bmatrix} 1 & 1 & -1 & -1 \\ 1 & 1 & -1 & -1 \\ -1 & -1 & 1 & 1 \\ -1 & -1 & 1 & 1 \end{bmatrix}; [k_{3-4}] = 3500 \begin{bmatrix} 0 & 0 & 0 & 0 \\ 0 & 1 & 0 & -1 \\ 0 & 0 & 0 & 0 \\ 0 & -1 & 0 & 1 \end{bmatrix}$$

$$u_1 = v_1 = u_3 = v_4 = 0$$

∴ Global equations are

$$\begin{bmatrix} 9475 & -2475 & 2475 & 0 \\ & 9475 & -2475 & 0 \\ & & 5975 & -3500 \\ & & & 5975 \end{bmatrix} \begin{Bmatrix} u_2 \\ v_2 \\ v_3 \\ v_4 \end{Bmatrix} = \begin{Bmatrix} 0 \\ -50 \\ 0 \\ -50 \end{Bmatrix}$$

Solving simultaneously

$$u_3 = 0.135 \times 10^{-2} \text{ m}$$

$$v_2 = -0.850 \times 10^{-2} \text{ m}$$

$$v_3 = -0.137 \times 10^{-1} \text{ m}$$

$$v_4 = -0.164 \times 10^{-1} \text{ m}$$

$$\sigma_{1-2} = \sigma_{5-6} = \frac{70 \times 10^6}{3} [0 \ -1 \ 0 \ 1] \begin{Bmatrix} 0 \\ 0 \\ 0.135 \times 10^{-2} \\ -0.850 \times 10^{-2} \end{Bmatrix}$$

$$\Rightarrow \sigma_{1-2} = \sigma_{5-6} = -198 \text{ MPa (C)}$$

$$f'_{x_{1-2}} = f'_{x_{5-6}} = \sigma_{1-2} \times A_{1-2} = -198000 \times 3 \times 10^{-4}$$

$$\Rightarrow f'_{x_{1-2}} = f'_{x_{5-6}} = -59.5 \text{ kN}$$

$$\sigma_{1-3} = \sigma_{5-3} = \frac{70 \times 10^6}{3} [-1 \ 0 \ 1 \ 0] \begin{Bmatrix} 0 \\ 0 \\ 0 \\ -0.137 \times 10^{-1} \end{Bmatrix}$$

$$\Rightarrow \sigma_{1-3} = \sigma_{5-3} = 0$$

$$\Rightarrow f'_{x_{1-3}} = f'_{x_{5-3}} = 0$$

Similarly

$$\sigma_{2-3} = \sigma_{6-3} = \frac{70 \times 10^6}{3\sqrt{2}} \begin{bmatrix} -\frac{\sqrt{2}}{2} & \frac{\sqrt{2}}{2} & \frac{\sqrt{2}}{2} & \frac{\sqrt{2}}{2} \end{bmatrix} \begin{Bmatrix} 0.135 \times 10^{-2} \\ -0.850 \times 10^{-2} \\ 0 \\ -0.137 \times 10^{-1} \end{Bmatrix}$$

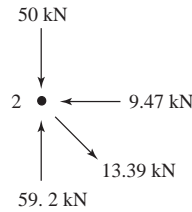
$$\Rightarrow \sigma_{2-3} = \sigma_{6-3} = 44.6 \text{ MPa (T)}$$

$$f'_{x_{2-3}} = f'_{x_{6-3}} = 13.39 \text{ kN}$$

$$\begin{aligned}\sigma_{2-4} &= \sigma_{6-4} = -31.6 \text{ MPa (C)} \\ f'_{x_{2-4}} &= f'_{x_{6-4}} = -9.47 \text{ kN} \\ \sigma_{1-4} &= \sigma_{5-4} = -191 \text{ MPa (C)} \\ f'_{x_{1-4}} &= f'_{x_{5-4}} = -57.32 \text{ kN} \\ \sigma_{3-4} &= -63.1 \text{ MPa (C)} \\ f'_{x_{3-4}} &= -18.93 \text{ kN}\end{aligned}$$

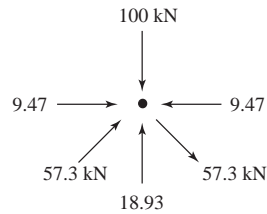
Force equilibrium

Node 2



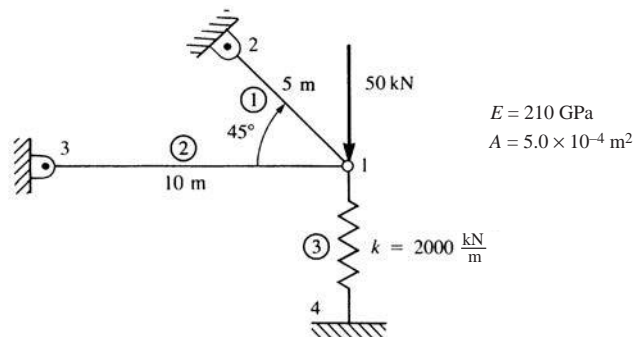
$$\begin{aligned}\Sigma F_y &= -50 - 13.39 \sin 45^\circ + 54.5 \\ \Sigma F_y &= 0 \\ \Sigma F_x &= -9.47 + 13.39 \cos 45^\circ = -0.001 \text{ kN}\end{aligned}$$

Node 4



$$\begin{aligned}\Sigma F_y &= -100 + 57.3 \sin 45^\circ \times 2 + 18.93 \\ \Sigma F_y &= -0.003 \text{ kN} \\ \Sigma F_x &= 9.47 + 57.3 \cos 45^\circ - 9.47 - 57.3 \cos 45^\circ \\ \Sigma F_x &= 0\end{aligned}$$

3.33 (a)



Element 1-2 ; $\theta = 135^\circ$

$$C^2 = 0.5, CS = -0.5, S^2 = 0.5$$

$$[k_{1-2}] = \frac{(210 \times 10^9)(5.0 \times 10^{-4})}{5} \begin{matrix} & & (1) & & (2) \\ \begin{bmatrix} 0.5 & -0.5 & -0.5 & 0.5 \\ -0.5 & 0.5 & 0.5 & -0.5 \\ -0.5 & 0.5 & 0.5 & -0.5 \\ 0.5 & -0.5 & -0.5 & 0.5 \end{bmatrix} \end{matrix}$$

$$\Rightarrow [k_{1-2}] = 105 \times 10^5 \begin{bmatrix} 1 & -1 & -1 & 1 \\ -1 & 1 & 1 & -1 \\ -1 & 1 & 1 & -1 \\ 1 & -1 & -1 & 1 \end{bmatrix}$$

Element 1-3 ; $\theta = 180^\circ$

$$C^2 = 1.0, CS = 0, S^2 = 0$$

$$[k_{1-3}] = \frac{(210 \times 10^9)(5 \times 10^{-4})}{10} \begin{matrix} & & (1) & & (3) \\ \begin{bmatrix} 1 & 0 & -1 & 0 \\ 0 & 0 & 0 & 0 \\ -1 & 0 & 1 & 0 \\ 0 & 0 & 0 & 0 \end{bmatrix} \end{matrix}$$

$$\Rightarrow [k_{1-3}] = 105 \times 10^5 \begin{bmatrix} 1 & 0 & -1 & 0 \\ 0 & 0 & 0 & 0 \\ -1 & 0 & 1 & 0 \\ 0 & 0 & 0 & 0 \end{bmatrix}$$

Element 1-4 ; $\theta = 270^\circ$

$$C^2 = 0, CS = 0, S^2 = 1.0$$

$$[k_{1-4}] = 20 \times 10^5 \begin{matrix} & & (1) & & (4) \\ \begin{bmatrix} 0 & 0 & 0 & 0 \\ 0 & 1 & 0 & -1 \\ 0 & 0 & 0 & 0 \\ 0 & -1 & 0 & 1 \end{bmatrix} \end{matrix}$$

$$\{F\} = [K] \{d\}$$

Boundary conditions are

$$u_2 = v_2 = u_3 = v_3 = u_4 = v_4 = 0$$

The final matrix (assembled)

$$\begin{Bmatrix} F_{1x} = 0 \\ F_{1y} = -50 \end{Bmatrix} = 10^5 \begin{bmatrix} 210 & -105 \\ -105 & 125 \end{bmatrix} \begin{Bmatrix} u_1 \\ v_1 \end{Bmatrix}$$

$$\Rightarrow 0 = 210 u_1 - 105 v_1 \Rightarrow v_1 = 2 u_1$$

$$-50000 = 10^5 [-105 u_1 + 125 (2 u_1)]$$

$$\Rightarrow u_1 = -3.448 \times 10^{-3} \text{ m}$$

$$\Rightarrow v_1 = -6.896 \times 10^{-3} \text{ m}$$

$$\sigma_{1-2} = \frac{210 \times 10^9}{5 \text{ m}} [0.707 \quad -0.707 \quad -0.707 \quad 0.707] \begin{Bmatrix} -3.448 \times 10^{-3} \\ -6.896 \times 10^{-3} \\ 0 \\ 0 \end{Bmatrix}$$

$$\Rightarrow \sigma_{1-2} = 102.4 \text{ MPa (T)}$$

$$\sigma_{1-3} = \frac{210 \times 10^9}{10} [1.0 \quad 0 \quad -1.0 \quad 0] \begin{Bmatrix} -3.448 \times 10^{-3} \\ -6.896 \times 10^{-3} \\ 0 \\ 0 \end{Bmatrix}$$

$$\Rightarrow \sigma_{1-3} = -72.4 \text{ MPa (C)}$$

Note: Can show equilibrium at node 1

$$F_s = \left(2000 \frac{\text{kN}}{\text{m}}\right) (6.896 \times 10^{-3} \text{ m})$$

$$= 13.792 \text{ kN}$$

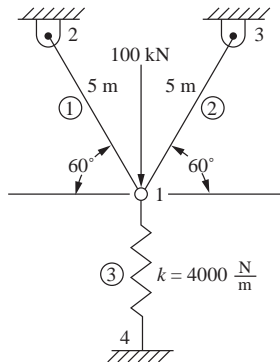
$$f_{1-3} = 35.6 \text{ kN}$$

$$f_{1-2} = 51.2 \text{ kN}$$

$$\Sigma F_y = 0$$

$$-50 + 13.79 + 36.198 = 0$$

(b)



$$A = 5 \times 10^{-4} \text{ m}^2, E = 210 \times 10^9 \frac{\text{N}}{\text{m}^2}$$

$$L_1 = L_2 = 5 \text{ m}$$

$$[k^{(1)}] = 2.1 \times 10^7 \begin{bmatrix} u_1 & v_1 \\ \frac{1}{4} & -\frac{\sqrt{3}}{4} \\ -\frac{\sqrt{3}}{4} & \frac{3}{4} \\ \hline & & & \end{bmatrix} \frac{\text{N}}{\text{m}}$$

$$[k^{(2)}] = 2.1 \times 10^7 \begin{bmatrix} u_1 & v_1 \\ \frac{1}{4} & \frac{\sqrt{3}}{4} \\ \frac{\sqrt{3}}{4} & \frac{3}{4} \\ \hline & & & \end{bmatrix} \frac{\text{N}}{\text{m}}$$

$$[k^{(3)}] = 4 \times 10^3 \begin{bmatrix} u_1 & v_1 \\ 0 & 0 \\ 0 & 1 \\ \hline & \hline & \hline \end{bmatrix} \frac{\text{N}}{\text{m}}$$

Boundary conditions

$$u_2 = v_2 = u_3 = v_3 = 0$$

$$u_4 = v_4 = 0$$

$$\{F\} = [K] \{d\}$$

$$\begin{Bmatrix} F_{1x} = 0 \\ F_{1y} = -1 \times 10^5 \end{Bmatrix} = \begin{bmatrix} 5.25 \times 10^6 + 5.25 \times 10^6 & 0 \\ 0 & 1.58 \times 10^7 + 1.58 \times 10^7 + 4000 \end{bmatrix} \begin{Bmatrix} u_1 \\ v_1 \end{Bmatrix}$$

Solving

$$0 = 1.05 \times 10^7 u_1$$

$$\therefore u_1 = 0$$

$$-1 \times 10^5 = 3.15 \times 10^7 v_1$$

$$v_1 = -0.00317 \text{ m}$$

$$\sigma^{(1)} = \frac{E}{L} [-C \quad -S \quad C \quad S] \begin{Bmatrix} u_1 \\ v_1 \\ v_2 \\ v_2 \end{Bmatrix}$$

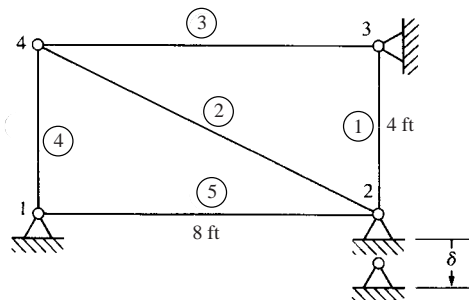
$$\sigma^{(1)} = \frac{210 \times 10^9}{5} \begin{bmatrix} \frac{1}{2} & -\frac{\sqrt{3}}{2} & -\frac{1}{2} & \frac{\sqrt{3}}{2} \end{bmatrix} \begin{Bmatrix} 0 \\ -0.00317 \\ 0 \\ 0 \end{Bmatrix}$$

$$\sigma^{(1)} = 1.155 \times 10^8 \frac{\text{N}}{\text{m}^2} = 115 \text{ MPa}$$

$$\sigma^{(2)} = \frac{210 \times 10^9}{5} \begin{bmatrix} -\frac{1}{2} & -\frac{\sqrt{3}}{2} & \frac{1}{2} & \frac{\sqrt{3}}{2} \end{bmatrix} \begin{Bmatrix} 0 \\ -0.00317 \\ 0 \\ 0 \end{Bmatrix}$$

$$\sigma^{(2)} = 115 \text{ MPa}$$

3.34



$$[k_{1-2}] = \frac{AE}{8} \begin{bmatrix} 1 & 0 & -1 & 0 \\ 0 & 0 & 0 & 0 \\ -1 & 0 & 1 & 0 \\ 0 & 0 & 0 & 0 \end{bmatrix}; [k_{1-4}] = \frac{AE}{4} \begin{bmatrix} 0 & 0 & 0 & 0 \\ 0 & 1 & 0 & -1 \\ 0 & 0 & 0 & 0 \\ 0 & -1 & 0 & 1 \end{bmatrix}$$

$$[k_{2-4}] = \frac{AE}{8.94} \begin{bmatrix} 0.80 & -0.40 & -0.80 & 0.40 \\ -0.40 & 0.20 & 0.40 & -0.20 \\ -0.80 & 0.40 & 0.80 & -0.40 \\ 0.40 & -0.20 & -0.40 & 0.20 \end{bmatrix}$$

$$[k_{2-3}] = \frac{AE}{4} \begin{bmatrix} 0 & 0 & 0 & 0 \\ 0 & 1 & 0 & -1 \\ 0 & 0 & 0 & 0 \\ 0 & -1 & 0 & 1 \end{bmatrix}; [k_{4-3}] = \frac{AE}{8} \begin{bmatrix} 1 & 0 & -1 & 0 \\ 0 & 0 & 0 & 0 \\ -1 & 0 & 1 & 0 \\ 0 & 0 & 0 & 0 \end{bmatrix}$$

Boundary conditions

$$u_1 = v_1 = u_3 = v_3 = u_2 = 0, v_2 = -0.05 \text{ in.}$$

Applying the boundary conditions and superimposing the $[k]$ s

$$AE \begin{bmatrix} 0.522 & 0.0447 & -0.0223 \\ 0.0447 & 0.214 & -0.0447 \\ -0.0223 & -0.0447 & 0.272 \end{bmatrix} \begin{Bmatrix} v_2 = -0.05 \\ u_4 \\ v_4 \end{Bmatrix} = \begin{Bmatrix} 0 \\ 0 \\ 0 \end{Bmatrix}$$

Solving

$$u_4 = 9.93 \times 10^{-3} \text{ in.}$$

$$v_4 = -2.46 \times 10^{-3} \text{ in.}$$

Element stresses

$$\sigma^{(1)} = \frac{30 \times 10^3}{4 \times 12} [0 \ -1 \ 0 \ 1] \begin{Bmatrix} u_2 = 0 \\ v_2 = -0.05 \\ u_3 = 0 \\ v_3 = 0 \end{Bmatrix}$$

$$\Rightarrow \sigma^{(1)} = 31.25 \text{ ksi (T)}$$

$$\sigma^{(2)} = \frac{30 \times 10^3}{8.94 \times 12} [0.894 \ -0.447 \ -0.894 \ 0.447] \begin{Bmatrix} 0 \\ -0.05 \\ 9.93 \times 10^{-3} \\ -2.46 \times 10^{-3} \end{Bmatrix}$$

$$\Rightarrow \sigma^{(2)} = 3.459 \text{ ksi (T)}$$

$$\sigma^{(3)} = \frac{30 \times 10^3}{4 \times 12} [0 \quad -1 \quad 0 \quad 1] \begin{bmatrix} 0 \\ 0 \\ 9.93 \times 10^{-3} \\ -2.46 \times 10^{-3} \end{bmatrix}$$

$$\Rightarrow \sigma^{(3)} = -1.538 \text{ ksi (C)}$$

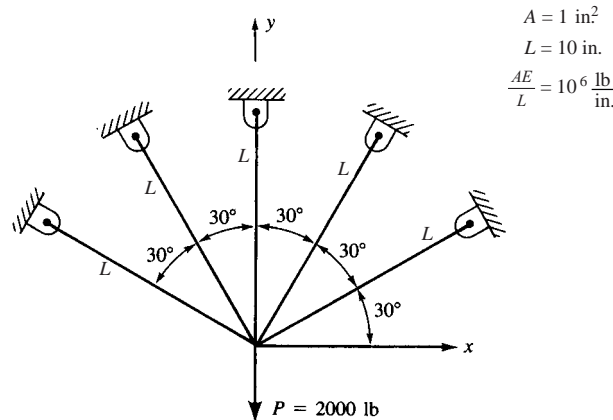
$$\sigma^{(4)} = \frac{30 \times 10^3}{8 \times 12} [-1 \quad 0 \quad 1 \quad 0] \begin{bmatrix} 9.93 \times 10^{-3} \\ -2.46 \times 10^{-3} \\ 0 \\ 0 \end{bmatrix}$$

$$\Rightarrow \sigma^{(4)} = -3.103 \text{ ksi (C)}$$

$$\sigma^{(5)} = \sigma_{1-2} = 0$$

Note: This solution was also verified by a computer program.

3.35



Using symmetry

Element (5)

$$\theta = 30^\circ$$

$$[k^{(5)}] = \frac{AE}{L} \begin{bmatrix} (1) & (5) \\ 0.75 & 0.433 \\ 0.433 & 0.25 \\ \hline & \hline \end{bmatrix}$$

Element (4)

$$\theta = 60^\circ$$

$$[k^{(4)}] = \frac{AE}{L} \begin{bmatrix} (1) & (5) \\ 0.25 & 0.433 \\ & 0.75 \\ \hline & \hline \end{bmatrix}$$

Element (5)

$$\theta = 90^\circ$$

$$[k^{(3)}] = \left(\frac{2AE}{L}\right) \frac{1}{2} \begin{bmatrix} 0 & 0 & | \\ 0 & 1 & | \\ \hline & & \dots \end{bmatrix}$$

Applying the boundary conditions and superimposing the K 's

$$\frac{AE}{L} \begin{bmatrix} 1 & 0.866 \\ 0.866 & 2 \end{bmatrix} \begin{Bmatrix} u_1 \\ v_1 \end{Bmatrix} = \begin{Bmatrix} 0 \\ -1000 \end{Bmatrix}$$

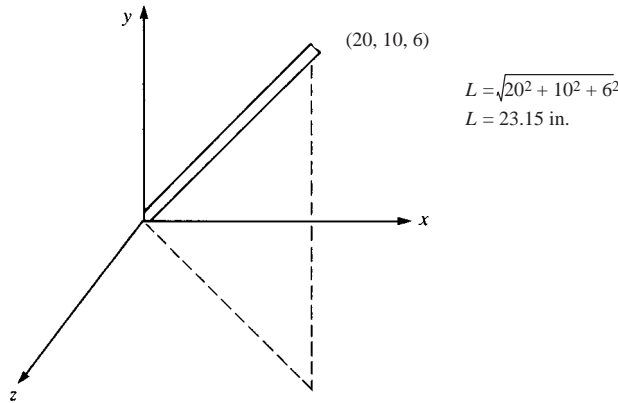
$$\Rightarrow v_1 = \frac{-1000}{2 \times 10^6} \Rightarrow v_1 = -0.5 \times 10^{-3} \text{ in.}$$

$$u_1 = 0$$

$$\sigma^{(1)} = \sigma^{(5)} = \frac{E}{L} [0.866 \quad -0.5 \quad \dots] \begin{Bmatrix} 0 \\ -0.0005 \\ 0 \\ 0 \end{Bmatrix}$$

$$\Rightarrow \sigma^{(1)} = 250 \text{ psi (T)}$$

3.36



$$\{d'\} = [T^*] \{d\} \text{ and } [T^*] = [C_x \ C_y \ C_z]$$

$$C_x = \frac{20-0}{23.15} = 0.864 \quad u_1 = 0.1 \text{ in.}$$

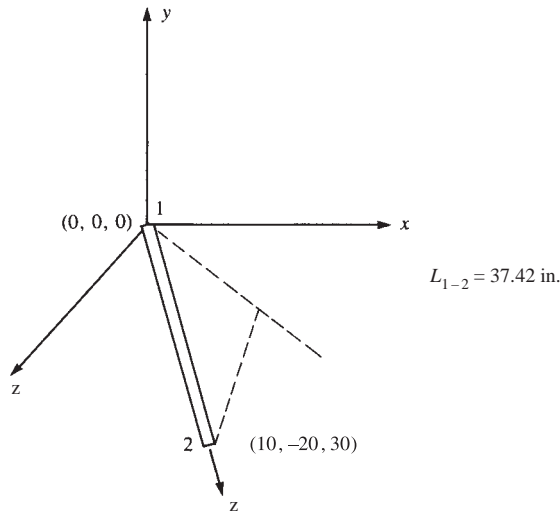
$$C_y = \frac{10-0}{23.15} = 0.432 \quad v_1 = 0.2 \text{ in.}$$

$$C_z = \frac{6-0}{23.15} = 0.259 \quad w_1 = 0.15 \text{ in.}$$

$$u'_1 = 0.864 (0.1) + 0.432 (0.2) + 0.259 (0.15)$$

$$\Rightarrow u'_1 = 0.212 \text{ in.}$$

3.37



$$C_x = \frac{10}{37.42} = 0.267$$

$$C_y = \frac{-20}{37.42} = -0.534$$

$$C_z = \frac{30}{37.42} = 0.802$$

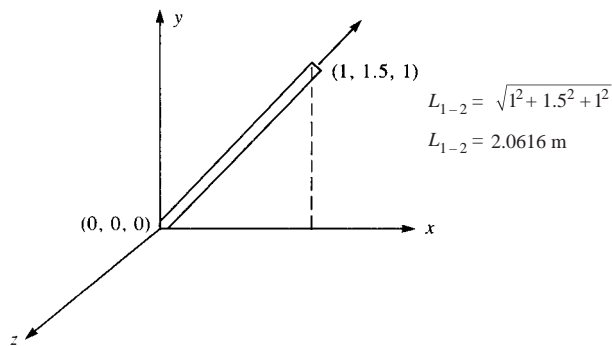
$$\{d'\} = [T] \{d\}$$

$$\{d'_{1x}\} = [C_x \ C_y \ C_z] \begin{Bmatrix} u_1 \\ v_1 \\ w_1 \end{Bmatrix}$$

$$u'_1 = (0.267)(0.1) - (0.534)(0.2) + (0.802)(0.15)$$

$$\Rightarrow u'_1 = 0.0397 \text{ in.}$$

3.38



$$C_x = \frac{1}{2.0616} = 0.485$$

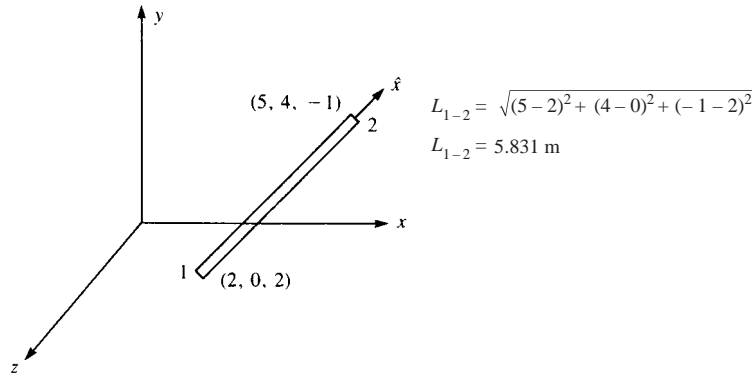
$$C_y = \frac{1.5}{2.0616} = 0.728$$

$$C_z = \frac{1}{2.0616} = 0.485$$

$$\{d'_{2x}\} = [0.485 \quad 0.728 \quad 0.485] \begin{Bmatrix} 5 \\ 10 \\ 15 \end{Bmatrix}$$

$$\Rightarrow \hat{u}_2 = 16.98 \text{ mm}$$

3.39



$$C_x = \frac{3}{5.831} = 0.515$$

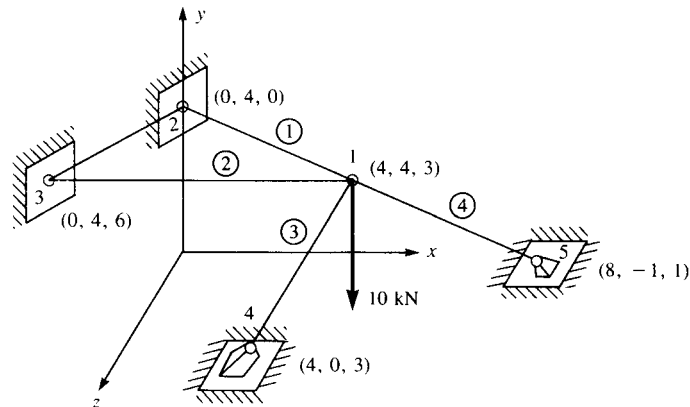
$$C_y = \frac{4}{5.831} = 0.686$$

$$C_z = -\frac{3}{5.831} = -0.515$$

$$\{d'_{2x}\} = [0.515 \quad 0.686 \quad -0.515] \begin{Bmatrix} 5 \\ 10 \\ 15 \end{Bmatrix}$$

$$\Rightarrow \hat{u}_2 = 1.71 \text{ mm}$$

3.40 From Figure P. 3.40



$$L_{1-2} = \sqrt{(-4)^2 + 0 + (-3)^2} = 5 \text{ m}$$

$$C_x = \frac{0-4}{5} = -0.8; C_y = \frac{4-4}{5} = 0; C_z = \frac{0-3}{5} = -0.6$$

$$L_{1-3} = \sqrt{(-4)^2 + 0 + (3)^2} = 5 \text{ m}$$

$$C_x = \frac{0-4}{5} = -0.8; C_y = \frac{4-4}{0} = 0; C_z = \frac{6-3}{5} = 0.6$$

$$L_{1-4} = \sqrt{0 + (-4)^2 + 0} = 4 \text{ m}$$

$$C_x = 0; C_y = \frac{0-4}{4} = -1; C_z = 0$$

$$L_{1-5} = \sqrt{4^2 + (-5)^2 + (-2)^2} = 3\sqrt{5} \text{ m}$$

$$C_x = \frac{4}{3\sqrt{5}} = 0.596; C_y = \frac{-5}{3\sqrt{5}} = -0.745$$

$$C_z = \frac{-2}{3\sqrt{5}} = -0.298$$

Element 1-2

$$[\lambda] = \begin{bmatrix} 0.64 & 0 & 0.48 \\ 0 & 0 & 0 \\ 0.48 & 0 & 0.64 \end{bmatrix} \quad [k] = 42000 \begin{bmatrix} [\lambda] & [-\lambda] \\ [-\lambda] & [\lambda] \end{bmatrix}$$

Element 1-3

$$[\lambda] = \begin{bmatrix} 0.64 & 0 & -0.48 \\ 0 & 0 & 0 \\ -0.48 & 0 & 0.64 \end{bmatrix} \quad [k] = 42000 \begin{bmatrix} [\lambda] & [-\lambda] \\ [-\lambda] & [\lambda] \end{bmatrix}$$

Element 1-4

$$[\lambda] = \begin{bmatrix} 0 & 0 & 0 \\ 0 & 1 & 0 \\ 0 & 0 & 0 \end{bmatrix} \quad [k] = 52500 \begin{bmatrix} [\lambda] & [-\lambda] \\ [-\lambda] & [\lambda] \end{bmatrix}$$

Element 1-5

$$[\lambda] = \begin{bmatrix} 0.356 & -0.444 & -0.178 \\ -0.444 & 0.556 & 0.222 \\ -0.178 & 0.222 & 0.0889 \end{bmatrix}$$

$$[k] = 31305 \begin{bmatrix} [\lambda] & [-\lambda] \\ [-\lambda] & [\lambda] \end{bmatrix}$$

Applying the boundary conditions where all deflections at node 2, 3, 4 and 5 are zero.

The global equations are

$$\begin{Bmatrix} 0 \\ -10 \\ 0 \end{Bmatrix} = \begin{bmatrix} 64905 & -13899 & -5572 \\ -13899 & 69906 & 6950 \\ -5572 & 6950 & 33023 \end{bmatrix} \begin{Bmatrix} u_1 \\ v_1 \\ w_1 \end{Bmatrix}$$

$$0 = 64905 u_1 - 13899 v_1 - 5572 w_1 \quad (1)$$

$$-10 = -13899 u_1 + 69906 v_1 + 6950 w_1 \quad (2)$$

$$0 = -5572 u_1 + 6950 v_1 + 33023 w_1 \quad (3)$$

From (1) and (3)

$$0 = 67058 v_1 + 379094 w_1 \quad (4)$$

From (2) and (3)

$$-10 = 52570 v_1 - 75424 w_1 \quad (5)$$

From (4) and (5), we get

$$w_1 = 2.68374 \times 10^{-5} \text{ m}$$

$$v_1 = -1.5171 \times 10^{-4} \text{ m}$$

Substituting in (1)

$$u_1 = -3.0183 \times 10^{-5} \text{ m}$$

Element stresses

$$\sigma_{1-2} = 42 \times 10^6 [0.8 \quad 0 \quad -0.6 \quad -0.8 \quad 0 \quad 0.6] \begin{Bmatrix} -3.0183 \times 10^{-5} \\ -1.5171 \times 10^{-4} \\ 2.6837 \times 10^{-5} \\ 0 \\ 0 \\ 0 \end{Bmatrix}$$

$$\Rightarrow \sigma_{1-2} = -337.846 \frac{\text{kN}}{\text{m}^2} \text{ (C)}$$

$$\text{Force}_{1-2} = \frac{-337.846}{1000} = -0.337 \text{ kN (C)}$$

$$\sigma_{1-3} = 42 \times 10^6 [0.8 \quad 0 \quad -0.6 \quad -0.8 \quad 0 \quad 0.6] \begin{Bmatrix} -3.0183 \times 10^{-5} \\ -1.5171 \times 10^{-4} \\ 2.6837 \times 10^{-5} \\ 0 \\ 0 \\ 0 \end{Bmatrix}$$

$$\Rightarrow \sigma_{1-3} = -1690 \frac{\text{kN}}{\text{m}^2} \text{ (C)}$$

$$\text{Force}_{1-3} = \frac{-1690}{1000} = -1.69 \text{ kN (C)}$$

$$\sigma_{1-4} = 52500 \times 10^3 [0 \ 1 \ 0 \ 0 \ -1 \ 0] \begin{Bmatrix} -3.0183 \times 10^{-5} \\ -1.5171 \times 10^{-4} \\ 2.68374 \times 10^{-5} \\ 0 \\ 0 \\ 0 \end{Bmatrix}$$

$$\Rightarrow \sigma_{1-4} = -7965 \frac{\text{kN}}{\text{m}^2} \text{ (C)}$$

$$\text{Force}_{1-4} = -\frac{7965}{1000} = -7.695 \text{ kN (C)}$$

$$\sigma_{1-5} = -2726 \frac{\text{kN}}{\text{m}^2}$$

$$\text{Force}_{1-5} = -2.726 \text{ kN}$$

Force equilibrium at node 1

x direction

$$0 = 0.388 \times 0.8 + 1.69 \times 0.8 - 2.726 \times 0.596$$

$$0 = -0.00307$$

y direction

$$-10 = 0 + 0 + 7.965 \times 1 + 2.726 \times \frac{\sqrt{5}}{15}$$

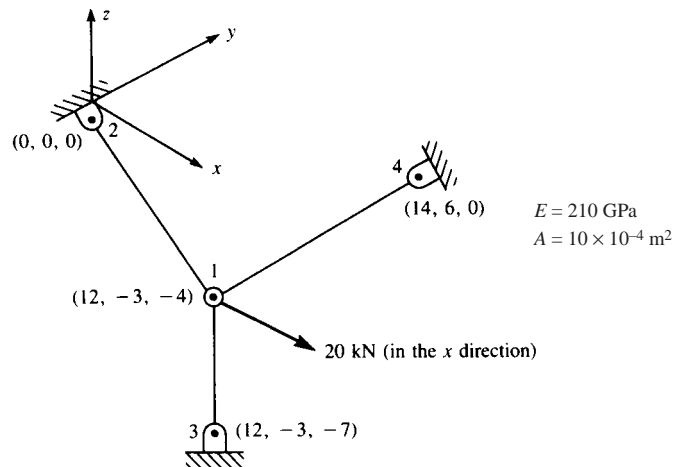
$$-10 = 9.9968$$

z direction

$$0 = 0.338 \times 0.6 - 1.69 \times 0.6 + 0 + 2.726 \times 0.298$$

$$0 = 0.0015$$

3.41



$$L_{1-2} = \sqrt{(12-0)^2 + (-3-0)^2 + (-4-0)^2} \Rightarrow L_{1-2} = 13 \text{ m}$$

$$L_{1-3} = \sqrt{(12-12)^2 + (-3+3)^2 + (-7+4)^2} \Rightarrow L_{1-3} = 3 \text{ m}$$

$$L_{1-4} = \sqrt{(14-12)^2 + (6+3)^2 + (0+4)^2} \Rightarrow L_{1-4} = 10.05 \text{ m}$$

$$\text{Element} \quad C_x = \frac{x_j - x_i}{L_{i-j}} \quad C_y = \frac{y_j - y_i}{L_{i-j}} \quad C_z = \frac{z_j - z_i}{L_{i-j}}$$

1-2	$-\frac{12}{13}$	$\frac{3}{13}$	$\frac{4}{13}$
1-3	0	0	-1
1-4	$\frac{2}{10.05}$	$\frac{9}{10.05}$	$\frac{4}{10.05}$

Element	C_x^2	$C_x C_y$	$C_x C_z$	C_y^2	$C_y C_z$	C_z^2
1-2	0.852	-0.213	-0.284	0.053	0.071	0.095
1-3	0	0	0	0	0	1
1-4	0.040	0.178	0.079	0.802	0.356	0.158

$$[\lambda] = \begin{bmatrix} C_x^2 & C_x C_y & C_x C_z \\ & C_y^2 & C_y C_z \\ & & C_z^2 \end{bmatrix}$$

$$[\lambda_{1-2}] = \begin{bmatrix} 0.852 & -0.213 & -0.284 \\ -0.213 & 0.053 & 0.071 \\ -0.284 & 0.071 & 0.095 \end{bmatrix}$$

$$[\lambda_{1-3}] = \begin{bmatrix} 0 & 0 & 0 \\ 0 & 0 & 0 \\ 0 & 0 & 1 \end{bmatrix}$$

$$[\lambda_{1-4}] = \begin{bmatrix} 0.040 & 0.178 & 0.079 \\ 0.178 & 0.802 & 0.356 \\ 0.079 & 0.356 & 0.158 \end{bmatrix}$$

$$u_2 = v_2 = w_2 = u_3 = v_3 = w_3 = 0$$

$$u_4 = v_4 = w_4 = 0$$

$$[k_{1-2}^{(1)}] = \frac{AE}{L_{1-2}} \begin{bmatrix} [\lambda] & [-\lambda] \\ [-\lambda] & [\lambda] \end{bmatrix} = AE \begin{bmatrix} \frac{[\lambda]}{13} & -\frac{[\lambda]}{13} \\ -\frac{[\lambda]}{13} & \frac{[\lambda]}{13} \end{bmatrix}$$

$$[k_{1-3}^{(2)}] = \frac{AE}{L_{1-3}} \begin{bmatrix} [\lambda] & [-\lambda] \\ [-\lambda] & [\lambda] \end{bmatrix} = AE \begin{bmatrix} \frac{[\lambda]}{3} & -\frac{[\lambda]}{3} \\ -\frac{[\lambda]}{3} & \frac{[\lambda]}{3} \end{bmatrix}$$

$$[k_{1-4}^{(3)}] = \frac{AE}{L_{1-4}} \begin{bmatrix} [\lambda] & [-\lambda] \\ [-\lambda] & [\lambda] \end{bmatrix} = AE \begin{bmatrix} \frac{[\lambda]}{10.05} & -\frac{[\lambda]}{10.05} \\ -\frac{[\lambda]}{10.05} & \frac{[\lambda]}{10.05} \end{bmatrix}$$

$$\{F\} = [K] \{d\}$$

$$\begin{Bmatrix} F_{1x} = 20\text{kN} \\ F_{1y} = 0 \\ F_{1z} = 0 \end{Bmatrix} = 210 \times 10^3 \begin{bmatrix} 69.519 & 1.327 & -13.985 \\ 1.327 & 83.879 & 40.885 \\ -13.985 & 40.885 & 356.363 \end{bmatrix} \begin{Bmatrix} u_1 \\ v_1 \\ w_1 \end{Bmatrix}$$

$$\Rightarrow \begin{aligned} u_1 &= 1.383 \times 10^{-3} \text{ m} \\ v_1 &= -5.119 \times 10^{-5} \text{ m} \\ w_1 &= 6.015 \times 10^{-5} \text{ m} \end{aligned}$$

$$\sigma^{(1)} = \frac{E}{L^{(1)}} \begin{bmatrix} \frac{12}{13} & -\frac{3}{13} & -\frac{4}{13} & -\frac{12}{13} & \frac{3}{13} & \frac{4}{13} \end{bmatrix} \begin{Bmatrix} 1.383 \times 10^{-3} \\ -5.119 \times 10^{-5} \\ 6.015 \times 10^{-5} \\ 0 \\ 0 \\ 0 \end{Bmatrix}$$

$$\Rightarrow \sigma^{(1)} = 20.51 \text{ MPa (T)}$$

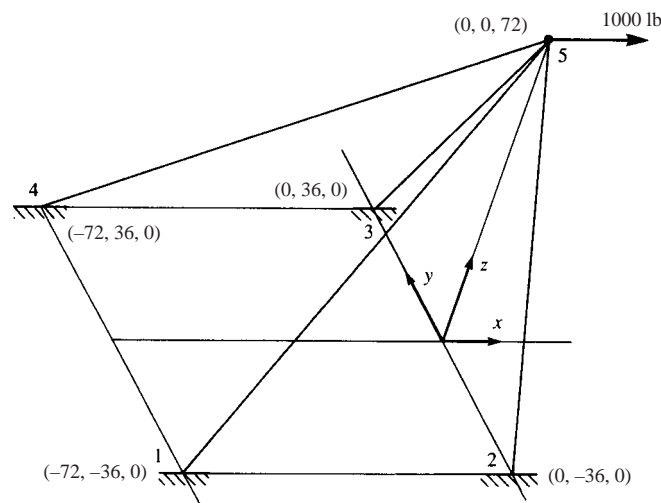
$$\sigma^{(2)} = \frac{E}{L^{(2)}} [0 \ 0 \ 1 \ 0 \ 0 \ -1] \begin{Bmatrix} 1.383 \times 10^{-3} \\ -5.119 \times 10^{-5} \\ 6.015 \times 10^{-5} \\ 0 \\ 0 \\ 0 \end{Bmatrix}$$

$$\Rightarrow \sigma^{(2)} = 4.21 \text{ MPa (T)}$$

$$\sigma^{(3)} = \frac{E}{L^{(3)}} \begin{bmatrix} -2 & -9 & -4 & 2 & 9 & 4 \end{bmatrix} \begin{Bmatrix} 1.383 \times 10^{-3} \\ -5.119 \times 10^{-5} \\ 6.015 \times 10^{-5} \\ 0 \\ 0 \\ 0 \end{Bmatrix}$$

$$\Rightarrow \sigma^{(3)} = -5.29 \text{ MPa (C)}$$

3.42



Element 1-5

$$L_{1-5} = 108 \text{ in.}$$

$$C_x = \frac{x_5 - x_1}{L_{1-5}} = \frac{0 - (-72)}{108} \Rightarrow C_x = 0.667$$

$$C_y = \frac{y_5 - y_1}{L_{1-5}} = \frac{0 - (-36)}{108} \Rightarrow C_y = 0.333$$

$$C_z = \frac{z_5 - z_1}{L_{1-5}} = \frac{72 - 0}{108} \Rightarrow C_z = 0.667$$

$$[K] = \frac{4 \times 30 \times 10^6}{108} \begin{bmatrix} 0.444 & 0.222 & 0.444 & -0.444 & -0.222 & -0.444 \\ 0.222 & 0.111 & 0.222 & -0.222 & -0.111 & -0.222 \\ 0.444 & 0.222 & 0.444 & -0.444 & -0.222 & -0.444 \\ -0.444 & -0.222 & -0.444 & 0.444 & 0.222 & 0.444 \\ -0.222 & -0.111 & -0.222 & 0.222 & 0.111 & 0.222 \\ -0.444 & -0.222 & -0.444 & 0.444 & 0.222 & 0.444 \end{bmatrix}$$

Element 2-5

$$L_{2-5} = \sqrt{(0-0)^2 + (0-(-36))^2 + (72-0)^2}$$

$$\Rightarrow L_{2-5} = 80.5 \text{ in.}$$

$$C_x = \frac{0-0}{80.5} = 0$$

$$C_y = \frac{0-(-36)}{80.5} \Rightarrow C_y = 0.447$$

$$C_z = \frac{72-0}{80.5} \Rightarrow C_z = 0.894$$

$$[K] = \frac{4 \times 30 \times 10^6}{80.5} \begin{bmatrix} 0 & 0 & 0 & 0 & 0 & 0 \\ 0 & 0.2 & 0.4 & 0 & -0.2 & -0.4 \\ 0 & 0.4 & 0.8 & 0 & -0.4 & -0.8 \\ 0 & 0 & 0 & 0 & 0 & 0 \\ 0 & -0.2 & -0.4 & 0 & 0.2 & 0.4 \\ 0 & -0.4 & -0.8 & 0 & 0.4 & 0.8 \end{bmatrix}$$

Since the structure is symmetric to the x - z plane then we can assume $v_5 = 0$ and a load of 500 lbs.

Disregarding all rows and columns of zero displacement we form the new global stiffness matrix comprised only of the non-zero displacements.

$$[K] = (4) \times 30 \times 10^6 \begin{bmatrix} 0.0041 & 0.0041 \\ 0.0041 & 0.014 \end{bmatrix}$$

$$\{F\} = [K] \{d\}$$

$$F_{5x} = 500 = 492000 u_5 + 492000 w_5$$

$$F_{5z} = 0 = 492000 u_5 + 1685880 w_5$$

$$\Rightarrow u_5 = -\frac{1685880}{492000} w_5$$

$$\Rightarrow 500 = 492000 \left[-\frac{1685880}{492000} \right] w_5 + 492000 w_5$$

$$\Rightarrow w_5 = -0.00042''$$

$$\Rightarrow u_5 = 0.0014''$$

Element stresses

Element 1-5

$$\sigma_{1-5} = \frac{E}{L_{1-5}} [-C_x \quad -C_y \quad -C_z \quad C_x \quad C_y \quad C_z] \begin{Bmatrix} u_1 \\ v_1 \\ w_1 \\ u_5 \\ v_5 \\ w_5 \end{Bmatrix}$$

$$\sigma_{1-5} = \frac{30 \times 10^6}{108} [-0.667 \quad -0.333 \quad -0.667 \quad 0.667 \quad 0.333 \quad 0.666] \begin{Bmatrix} 0 \\ 0 \\ 0 \\ 0.0014 \\ 0 \\ -0.00042 \end{Bmatrix}$$

$$\Rightarrow \sigma_{1-5} = 180 \text{ psi (T)}$$

Element 2-5

$$\sigma_{2-5} = \frac{30 \times 10^6}{80.5} [0 \quad -0.447 \quad -0.894 \quad 0 \quad 0.447 \quad 0.894] \begin{Bmatrix} 0 \\ 0 \\ 0 \\ 0.0014 \\ 0 \\ -0.00042 \end{Bmatrix}$$

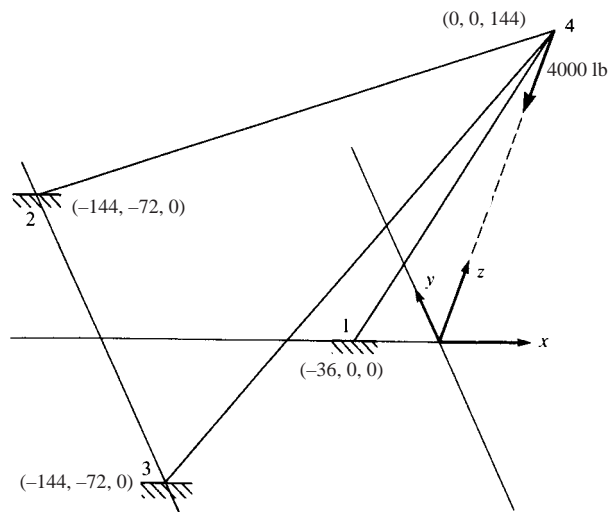
$$\Rightarrow \sigma_{2-5} = -140 \text{ psi (C)}$$

From symmetry

$$\sigma_{3-5} = 140 \text{ psi (C)}$$

$$\sigma_{4-1} = 180 \text{ psi (T)}$$

3.43



$$0 = \frac{AE}{148.4} [0 u_4 + 0.3234 v_4 + 0 w_4]$$

$$\Rightarrow v_4 = 0$$

$$0 = \frac{AE}{148.4} [1.3529 u_4 + 1.5294 w_4]$$

$$\Rightarrow u_4 = -1.1305 w_4$$

$$-4000 = \frac{AE}{148.4} [1.529 u_4 + 2.2357 w_4]$$

$$\Rightarrow -4000 = \frac{AE}{148.4} [1.529 (-1.1305 w_4) + 2.2357 w_4]$$

$$\Rightarrow w_4 = \frac{1171501.87}{6 \times 30 \times 10^6}$$

$$\Rightarrow w_4 = -0.00683 \text{ in.}$$

$$\Rightarrow u_4 = 0.00863 \text{ in.}$$

Stresses

$$\sigma_{1-4} = \frac{E}{L_{1-4}} [-C_x \quad -C_y \quad -C_z \quad C_x \quad C_y \quad C_z] \begin{Bmatrix} u_1 \\ v_1 \\ w_1 \\ u_4 \\ v_4 \\ w_4 \end{Bmatrix}$$

$$\sigma_{1-4} = \frac{30 \times 10^6}{148.4} [-0.2426 \quad 0 \quad -0.9704 \quad 0.2426 \quad 0 \quad 0.9704] \begin{Bmatrix} 0 \\ 0 \\ 0 \\ 0.00863 \\ 0 \\ -0.00683 \end{Bmatrix}$$

$$\Rightarrow \sigma_{1-4} = -916 \text{ psi (C)}$$

3.44 Derive Equation (3.7.21)

$$\sigma = \frac{f'_{2x}}{A}$$

$$f'_{2x} = \frac{AE}{L} [1 \quad -1] \begin{Bmatrix} u'_1 \\ u'_2 \end{Bmatrix}$$

$$\sigma = \frac{E}{L} [-1 \quad 1] \begin{Bmatrix} u'_1 \\ u'_2 \end{Bmatrix}$$

Now in 3-D

$$\{d'\} = [T^*] \{d\}$$

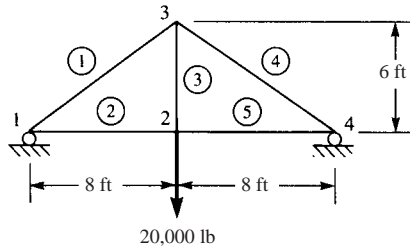
where by Equation (3.7.7)

$$[T^*] = \begin{bmatrix} C_x & C_y & C_z & 0 & 0 & 0 \\ 0 & 0 & 0 & C_x & C_y & C_z \end{bmatrix}$$

$$\sigma = \frac{E}{L} [-1 \quad 1] \begin{bmatrix} C_x & C_y & C_z & 0 & 0 & 0 \\ 0 & 0 & 0 & C_x & C_y & C_z \end{bmatrix} \{d\}$$

$$\sigma = \frac{E}{L} [-C_x \quad -C_y \quad -C_z \quad C_x \quad C_y \quad C_z] \begin{Bmatrix} u_1 \\ v_1 \\ w_1 \\ u_2 \\ v_2 \\ w_2 \end{Bmatrix}$$

3.46

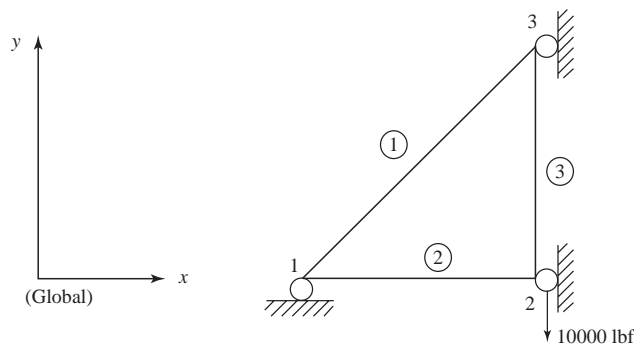


$$E = 30 \times 10^6 \text{ psi}$$

$$A^{(1)} = A^{(2)} = A^{(4)} = A^{(5)} = 10 \text{ in.}^2$$

$$A^{(3)} = 20 \text{ in.}^2$$

Reduce the given figure by symmetry.



$$A^{(1)} = A^{(2)} = A^{(3)} = 10 \text{ in.}^2$$

(Reducing given $A^{(3)}$ by half)

$$v_1 = 0, u_2 = u_3 = 0$$

find u_1, v_2, v_3

Data for reduced truss

Element	θ°	C	S	C^2	S^2	CS
1	36.9°	0.8	0.6	0.64	0.36	0.48
2	0°	1.0	0	1.0	0	0
3	90°	0	1.0	0	1.0	0

$$[k^{(\omega)}] = \left\{ \begin{array}{c} A_\alpha E_\alpha \\ L_\alpha \end{array} \right\} \begin{bmatrix} C^2 & CS & -C^2 & -CS \\ CS & S^2 & -CS & -S^2 \\ -C^2 & -CS & C^2 & CS \\ -CS & -S^2 & CS & S^2 \end{bmatrix}$$

$$\therefore [k^{(1)}] = (10 \text{ in.}^2) \left(\frac{30 \times 10^6 \text{ lbf}}{\text{in.}^2} \right) \left(\frac{1}{10\text{ft}} \right) \left(\frac{\text{ft}}{12\text{in.}} \right) \begin{bmatrix} 0.64 & 0.48 & -0.64 & -0.48 \\ 0.48 & 0.36 & -0.48 & -0.36 \\ -0.64 & -0.48 & 0.64 & 0.48 \\ -0.48 & -0.36 & 0.48 & 0.36 \end{bmatrix}$$

So

$$[k^{(1)}] = 2.5 \times 10^6 \begin{bmatrix} u_1 & v_1 & u_3 & v_3 \\ 0.64 & 0.48 & -0.64 & -0.48 \\ 0.48 & 0.36 & -0.48 & -0.36 \\ -0.64 & -0.48 & 0.64 & 0.48 \\ -0.36 & -0.36 & 0.48 & 0.36 \end{bmatrix} \begin{matrix} u_1 \\ v_1 \\ u_3 \\ v_3 \end{matrix}$$

Finally

$$[k^{(1)}] = 10^6 \begin{bmatrix} u_1 & v_1 & u_3 & v_3 \\ 1.6 & 1.2 & -1.6 & -1.2 \\ 1.2 & 0.9 & -1.2 & -0.9 \\ -1.6 & -1.2 & 1.6 & 1.2 \\ -1.2 & 0.9 & 1.2 & 0.9 \end{bmatrix} \begin{matrix} u_1 \\ v_1 \\ u_3 \\ v_3 \end{matrix}$$

$$[k^{(2)}] = (10 \text{ in.}^2) \left(\frac{30 \times 10^6 \text{ lbf}}{\text{in.}^2} \right) \left(\frac{1}{8\text{ft}} \right) \left(\frac{1\text{ft}}{12\text{in.}} \right) \begin{bmatrix} 1.0 & 0 & -1.0 & 0 \\ 0 & 0 & 0 & 0 \\ -1.0 & 0 & 1.0 & 0 \\ 0 & 0 & 0 & 0 \end{bmatrix}$$

and

$$[k^{(2)}] = 10^6 \begin{bmatrix} u_1 & v_1 & u_2 & v_2 \\ 3.125 & 0 & -3.125 & 0 \\ 0 & 0 & 0 & 0 \\ -3.125 & 0 & 3.125 & 0 \\ 0 & 0 & 0 & 0 \end{bmatrix} \begin{matrix} u_1 \\ v_1 \\ u_3 \\ v_3 \end{matrix}$$

and

$$[k^{(3)}] = (10 \text{ in.}^2) \left(\frac{30 \times 10^6 \text{ lbf}}{\text{in.}^2} \right) \left(\frac{1}{6\text{ft}} \right) \left(\frac{1\text{ft}}{12\text{in.}} \right) \begin{bmatrix} 0 & 0 & 0 & 0 \\ 0 & 1.0 & 0 & -1.0 \\ 0 & 0 & 0 & 0 \\ 0 & -1.0 & 0 & 1.0 \end{bmatrix}$$

$$[k^{(3)}] = 10^6 \begin{bmatrix} u_2 & v_2 & u_3 & v_3 \\ 0 & 0 & 0 & 0 \\ 0 & 4.167 & 0 & -4.167 \\ 0 & 0 & 0 & 0 \\ 0 & -4.167 & 0 & 4.167 \end{bmatrix} \begin{matrix} u_2 \\ v_2 \\ u_3 \\ v_3 \end{matrix}$$

$$[K] = 10^6 \begin{bmatrix} u_1 & v_1 & u_3 & v_2 & u_3 & v_3 \\ 1.6+3.125 & 1.2 & -3.125 & & -1.6 & -1.2 \\ 1.2 & 0.9 & & & -1.2 & -0.9 \\ -3.125 & & 3.125 & & & \\ & & & 4.167 & & -4.167 \\ -1.6 & -1.2 & & & 1.6 & 1.2 \\ -1.2 & -0.9 & & -4.167 & 1.2 & 4.1+4.167 \end{bmatrix} \begin{matrix} u_1 \\ v_1 \\ u_2 \\ v_2 \\ u_3 \\ v_3 \end{matrix}$$

$[K] \{d\} = [F]$ gives

$$\begin{bmatrix} 4.725 & 1.2 & -3.125 & 0 & -1.6 & -1.2 \\ 1.2 & 0.9 & 0 & 0 & -1.2 & -0.9 \\ -3.125 & 0 & 3.125 & 0 & 0 & 0 \\ 0 & 0 & 0 & 4.167 & 0 & -4.167 \\ -1.6 & -1.2 & 0 & 0 & 1.6 & 1.2 \\ -1.2 & -0.9 & 0 & -4.167 & 1.2 & 5.067 \end{bmatrix} \begin{Bmatrix} u_1 \\ 0 \\ 0 \\ v_2 \\ 0 \\ v_3 \end{Bmatrix} = \begin{Bmatrix} 0 \\ 0 \\ 0 \\ -0.01 \\ 0 \\ 0 \end{Bmatrix}$$

and

$$\begin{bmatrix} 4.725 & 0 & -1.200 \\ 0 & 4.167 & -4.167 \\ -1.2 & -4.167 & 5.067 \end{bmatrix} \begin{Bmatrix} u_1 \\ v_2 \\ v_3 \end{Bmatrix} = \begin{Bmatrix} 0 \\ -0.01 \\ 0 \end{Bmatrix}$$

$$u_1 = \frac{\begin{vmatrix} 0 & 0 & -1.200 \\ -0.1 & 4.167 & -4.167 \\ 0 & -4.167 & 5.067 \end{vmatrix}}{\begin{vmatrix} 4.725 & 0 & -1.200 \\ 0 & 4.167 & -4.167 \\ -1.2 & -4.167 & 5.067 \end{vmatrix}}$$

$$u_1 = \frac{-1.2 \begin{vmatrix} -0.01 & 4.167 \\ 0 & -4.167 \end{vmatrix}}{4.725 \begin{vmatrix} 4.167 & -4.167 \\ -4.167 & 5.067 \end{vmatrix} - 1.2 \begin{vmatrix} 0 & 4.167 \\ -1.2 & -4.167 \end{vmatrix}}$$

$$u_1 = \frac{-0.025}{17.72017 - 6.00048} = -0.00426 \text{ in.}$$

$$v_2 = \frac{\begin{vmatrix} 4.725 & 0 & -1.2 \\ 0 & -0.01 & -4.167 \\ -1.2 & 0 & 5.067 \end{vmatrix}}{11.71969}$$

$$= \frac{4.725\{-0.02534\} - 1.2\{-0.006\}}{11.71969}$$

$$v_2 = -0.0192 \text{ in.}$$

$$v_3 = \frac{\begin{vmatrix} 4.725 & 0 & 0 \\ 0 & 4.167 & -0.01 \\ -1.2 & -4.167 & 0 \end{vmatrix}}{11.71969}$$

$$v_3 = \frac{4.725\{-(0.0)(4.167)\}}{11.71969} = -0.0168 \text{ in.}$$

$$\text{now } \{\sigma\} = [C'] \{d\} \text{ where } [C'] = \frac{E}{L} [-C \quad -S \quad C \quad S]$$

So, for (1)

$$[C'] = \left(\frac{30 \times 10^6 \text{ lbf}}{120 \text{ in.}^2} \right) (-0.8 \quad -0.6 \quad 0.8 \quad 0.6) \begin{Bmatrix} -0.00426 \\ 0 \\ 0 \\ -0.0168 \end{Bmatrix}$$

$$= \left(\frac{2.5 \times 10^5 \text{ lbf}}{\text{in.}^3} \right) (-0.0068 \text{ in.})$$

$$\sigma^{(1)} = -1668 \text{ psi (C)}$$

$$\sigma^{(2)} = \left(\frac{30 \times 10^6 \text{ lbf}}{\text{in.}^2} \right) \left(\frac{1}{96 \text{ in.}} \right) [-1.0 \quad 0 \quad 1.0 \quad 0] \begin{Bmatrix} -0.00426 \\ 0 \\ 0 \\ -0.0192 \end{Bmatrix}$$

$$\sigma^{(2)} = \left(\frac{3.125 \times 10^5 \text{ lbf}}{\text{in.}^3} \right) (0.00426 \text{ in.})$$

$$\sigma^{(2)} = 1332 \text{ psi (T)}$$

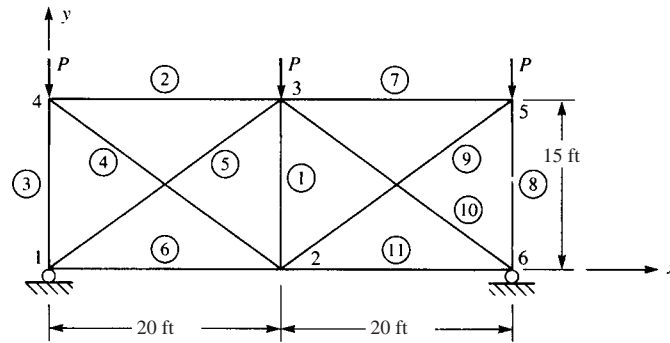
$$\sigma^{(3)} = \left(\frac{30 \times 10^6 \text{ lbf}}{\text{in.}^2} \right) \left(\frac{1}{72 \text{ in.}} \right) [0 \quad -1.0 \quad 0 \quad 1.0] \begin{Bmatrix} 0 \\ -0.0192 \\ 0 \\ -0.0168 \end{Bmatrix}$$

$$\sigma^{(3)} = \left(\frac{4.167 \times 10^5 \text{ lbf}}{\text{in.}^3} \right) (0.0096 - 0.0084)$$

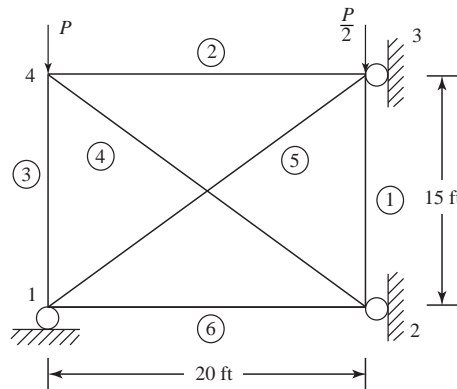
$$= 1000 \text{ psi}$$

$$\sigma^{(3)} = 1000 \text{ psi (T)}$$

3.47



Using symmetry



Boundary conditions

$$v_1 = u_2 = u_3 = 0$$

(see solution to Problem 3.24 for individual $[k]$'s for each element)

Global $[K]$

$$[K] = AE \begin{bmatrix} 0.0756 & 0.0192 & -0.05 & 0 & -0.0256 & -0.0192 & 0 & 0 \\ 0.0192 & 0.0811 & 0 & 0 & -0.0192 & -0.0144 & 0 & -0.0667 \\ -0.05 & 0 & 0.0756 & -0.0192 & 0 & 0 & -0.0256 & 0.0192 \\ 0 & 0 & -0.0192 & 0.0811 & 0 & -0.0667 & 0.0192 & -0.0144 \\ -0.0256 & -0.0192 & 0 & 0 & 0.0756 & 0.0192 & -0.05 & 0 \\ -0.0192 & -0.0144 & 0 & -0.0667 & 0.0192 & 0.0811 & 0 & 0 \\ 0 & 0 & -0.0256 & 0.0192 & -0.05 & 0 & 0.0756 & -0.0192 \\ 0 & -0.0667 & 0.0192 & -0.0144 & 0 & 0 & -0.0192 & 0.0811 \end{bmatrix}$$

Applying the boundary conditions, we obtain

$$AE \begin{bmatrix} 0.0756 & 0 & -0.0192 & 0 & 0 \\ 0 & 0.0811 & -0.0667 & 0.0192 & -0.0144 \\ -0.0192 & -0.0667 & 0.0811 & 0 & 0 \\ 0 & 0.0192 & 0 & 0.0756 & -0.0192 \\ 0 & -0.0144 & 0 & -0.0192 & 0.0811 \end{bmatrix} \begin{Bmatrix} u_1 \\ v_2 \\ v_3 \\ u_4 \\ v_4 \end{Bmatrix} = \begin{Bmatrix} 0 \\ 0 \\ -\frac{P}{Z} \\ 0 \\ -P \end{Bmatrix}$$

Using the simultaneous equation solver, we obtain

$$u_1 = -110 \frac{P}{AE}, v_2 = -405 \frac{P}{AE}$$

$$v_3 = -433 \frac{P}{AE}, u_4 = 50 \frac{P}{AE}$$

$$v_4 = -208 \frac{P}{AE}$$

where all displacements are now in units of inches.

(Computer program TRUSS was also used to verify the above displacements (setting $P = 1, A = 1, E = 1$))

Stresses

$$\begin{aligned} \sigma^{(2)} &= \frac{E}{L} [-1 \ 0 \ 1 \ 0] \begin{Bmatrix} u_4 \\ v_4 \\ u_3 \\ v_3 \end{Bmatrix} \\ &= \frac{E}{L} [-1 \ 0 \ 1 \ 0] \begin{Bmatrix} 50 \\ -208 \\ 0 \\ -433 \end{Bmatrix} \frac{P}{AE} \\ &= \frac{E}{240 \text{ in.}} \left(-50 \frac{P}{AE} \right) \end{aligned}$$

$$\sigma^{(2)} = -0.208 \frac{P}{A}$$

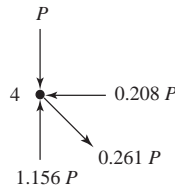
$$\begin{aligned} \sigma^{(3)} &= \frac{E}{L} [0 \ -1 \ 0 \ 1] \begin{Bmatrix} u_1 = -110 \\ v_1 = 0 \\ u_4 = 50 \\ v_4 = -208 \end{Bmatrix} \frac{P}{AE} \\ &= \frac{-208}{15 \times 12} \frac{P}{A} \\ &= -1.156 \frac{P}{A} \end{aligned}$$

$$\sigma^{(4)} = \frac{E}{L} [0.80 \ -0.60 \ -0.80 \ 0.60] \frac{P}{AE} \begin{Bmatrix} u_2 = 0 \\ v_2 = -405 \\ u_4 = 50 \\ v_4 = -208 \end{Bmatrix}$$

$$\sigma^{(4)} = \frac{(243 - 40 - 124.8) P}{25' \times 12} \frac{P}{A}$$

$$\sigma^{(4)} = 0.261 \frac{P}{A}$$

Verify equilibrium at node 4



$$\Sigma F_x = -0.208 P + 0.261 P (0.8)$$

$$= (-0.208 + 0.208)P$$

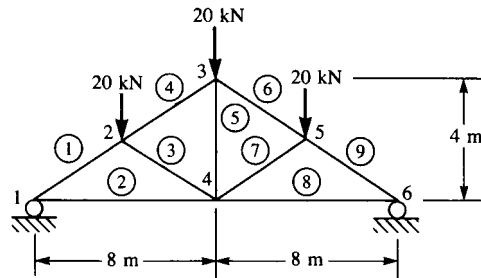
$$= 0$$

$$\Sigma F_y = 1.156 P - P + (0.261 P) (0.6)$$

$$= (1.156 - 1 - 0.156)P$$

$$\cong 0$$

3.48



Element	L	θ	C	S	C^2	S^2	CS
(1)	4.47	26.565°	0.89443	0.44721	0.8	0.2	0.4
(2)	8	0	1	0	1	0	0
(3)	4.47	153.435°	-0.89443	0.44721	0.8	0.2	-0.4
(4)	4.47	26.565°	0.89443	0.44721	0.8	0.2	0.4
(5)	4	90°	0	1	0	1	0

$$[k^{(1)}] = \frac{AE}{4.47} \begin{bmatrix} 0.8 & 0.4 & -0.8 & -0.4 \\ & 0.2 & -0.4 & -0.2 \\ & & 0.8 & 0.4 \\ \text{Symmetry} & & & 0.2 \end{bmatrix} \begin{matrix} u_1 \\ v_1 \\ u_2 \\ v_2 \end{matrix}$$

$$[k^{(2)}] = \frac{AE}{8} \begin{bmatrix} 1 & 0 & -1 & 0 \\ & 0 & 0 & 0 \\ & & 1 & 0 \\ \text{Symmetry} & & & 0 \end{bmatrix} \begin{matrix} u_1 \\ v_1 \\ u_4 \\ v_4 \end{matrix}$$

$$[k^{(3)}] = \frac{AE}{4.47} \begin{bmatrix} 0.8 & -0.4 & -0.8 & 0.4 \\ & 0.2 & 0.4 & -0.2 \\ & & 0.8 & -0.4 \\ \text{Symmetry} & & & 0.2 \end{bmatrix} \begin{matrix} u_4 \\ v_4 \\ u_2 \\ v_2 \end{matrix}$$

$$[k^{(4)}] = \frac{AE}{4.47} \begin{bmatrix} 0.8 & 0.4 & -0.8 & -0.4 \\ & 0.2 & -0.4 & -0.2 \\ & & 0.8 & 0.4 \\ \text{Symmetry} & & & 0.2 \end{bmatrix} \begin{matrix} u_2 \\ v_2 \\ u_3 \\ v_3 \end{matrix}$$

$$[k^{(5)}] = \frac{AE}{4} \begin{bmatrix} 0 & 0 & 0 & 0 \\ & \frac{1}{2} & 0 & -\frac{1}{2} \\ & & 0 & 0 \\ \text{Symmetry} & & & \frac{1}{2} \end{bmatrix} \begin{matrix} u_4 \\ v_4 \\ u_3 \\ v_3 \end{matrix}$$

Boundary conditions

$$\therefore v_1 = u_4 = u_3 = 0$$

$$[K] = 210 \times 10^6 \begin{bmatrix} \frac{0.8}{4.47} + \frac{1}{8} & \frac{-0.8}{4.47} & \frac{-0.4}{4.47} & 0 & 0 \\ \frac{-0.8}{4.47} & \frac{2.4}{4.47} & \frac{0.4}{4.47} & \frac{-0.4}{4.47} & \frac{0.4}{4.47} \\ \frac{-0.4}{4.47} & \frac{0.4}{4.47} & \frac{0.6}{4.47} & \frac{-0.2}{4.47} & \frac{-0.2}{4.47} \\ 0 & \frac{-0.4}{4.47} & \frac{-0.2}{4.47} & \frac{0.2}{4.47} - \frac{0.5}{4} & \frac{-0.5}{4} \\ 0 & \frac{0.4}{4.47} & \frac{-0.2}{4.47} & \frac{-0.5}{4} & \frac{0.2}{4.47} + \frac{0.5}{4} \end{bmatrix} \begin{matrix} u_1 \\ u_2 \\ v_2 \\ v_3 \\ v_4 \end{matrix}$$

$$\therefore F_{2y} = -20 \text{ kN} \quad F_{3y} = -10 \text{ kN}$$

$$F_{1x} = F_{1y} = F_{2x} = F_{3x} = F_{4x} = F_{4y} = ?$$

$$\begin{Bmatrix} F_{1x} \\ F_{2x} \\ -20 \times 10^3 \\ -10 \times 10^3 \\ F_{4y} \end{Bmatrix} = \begin{bmatrix} \left(\frac{2}{5\sqrt{5}} + \frac{1}{8}\right) & \frac{-2}{5\sqrt{5}} & \frac{-1}{5\sqrt{5}} & 0 & 0 \\ \frac{-2}{5\sqrt{5}} & \frac{6}{5\sqrt{5}} & \frac{1}{5\sqrt{5}} & \frac{-1}{5\sqrt{5}} & \frac{1}{5\sqrt{5}} \\ \frac{-1}{5\sqrt{5}} & \frac{1}{5\sqrt{5}} & \frac{3}{10\sqrt{5}} & \frac{-1}{10\sqrt{5}} & \frac{-1}{10\sqrt{5}} \\ 0 & \frac{-1}{5\sqrt{5}} & \frac{-1}{10\sqrt{5}} & \left(\frac{1}{10\sqrt{5}} + \frac{1}{8}\right) & \frac{-1}{8} \\ 0 & \frac{1}{5\sqrt{5}} & \frac{-1}{10\sqrt{5}} & \frac{-1}{8} & \left(\frac{1}{10\sqrt{5}} + \frac{1}{8}\right) \end{bmatrix} \begin{Bmatrix} u_1 \\ u_2 \\ v_2 \\ v_3 \\ v_4 \end{Bmatrix} \times 210 \times 10^6$$

$$\begin{Bmatrix} F_{1x} \\ F_{2x} \\ F_{4y} \\ -20 \times 10^3 \\ -10 \times 10^3 \end{Bmatrix} = \begin{bmatrix} \left(\frac{2}{5\sqrt{5}} + \frac{1}{8}\right) & \frac{-2}{5\sqrt{5}} & 0 & \frac{-1}{5\sqrt{5}} & 0 \\ \frac{-2}{5\sqrt{5}} & \frac{6}{5\sqrt{5}} & \frac{-1}{10\sqrt{5}} & \frac{1}{5\sqrt{5}} & \frac{-1}{5\sqrt{5}} \\ 0 & \frac{1}{5\sqrt{5}} & \left(\frac{1}{10\sqrt{5}} + \frac{1}{8}\right) & \frac{-1}{10\sqrt{5}} & \frac{-1}{8} \\ \frac{-1}{5\sqrt{5}} & \frac{1}{5\sqrt{5}} & \frac{1}{10\sqrt{5}} & \frac{3}{10\sqrt{5}} & \frac{-1}{10\sqrt{5}} \\ 0 & \frac{-1}{5\sqrt{5}} & \frac{-1}{8} & \frac{-1}{10\sqrt{5}} & \left(\frac{1}{10\sqrt{5}} + \frac{1}{8}\right) \end{bmatrix} \begin{Bmatrix} u_1 \\ u_2 \\ v_4 \\ v_2 \\ v_3 \end{Bmatrix} \times 210 \times 10^6$$

$$\begin{Bmatrix} ? \\ P \end{Bmatrix} = 210 \times 10^6 \begin{bmatrix} K_{11} & K_{12} \\ K_{21} & K_{22} \end{bmatrix} \begin{Bmatrix} d_1 \\ d_2 \end{Bmatrix}$$

$$[k_{11}^{-1}] = \begin{bmatrix} 4.192 & 1.532 & -0.8074 \\ 1.532 & 2.602 & -1.3716 \\ 0.807 & -1.3716 & 6.6148 \end{bmatrix}$$

$$[k_c] = [k_{21}] [k_{11}^{-1}] [k_{12}] = \begin{bmatrix} 0.04759 & 0.02923 \\ 0.02923 & 0.0935 \end{bmatrix}$$

$$[k_c] = [k_{22}] - [k_{21}] [k_{11}^{-1}] [k_{12}] = \begin{bmatrix} 0.08657 & -0.073956 \\ -0.073956 & 0.076213 \end{bmatrix}$$

$$[k_c] = [N^1]^{-1} = \begin{bmatrix} 67.539 & 65.539 \\ 65.539 & 76.719 \end{bmatrix}$$

$$\begin{Bmatrix} v_2 \\ v_3 \end{Bmatrix} = \begin{bmatrix} 67.539 & 65.539 \\ 65.539 & 76.719 \end{bmatrix} \begin{Bmatrix} \frac{-2}{21} \times 10^{-3} \\ \frac{-1}{21} \times 10^{-3} \end{Bmatrix}$$

$$= \begin{Bmatrix} -9.5532489 \times 10^{-3} \\ -9.8951503 \times 10^{-3} \end{Bmatrix}$$

$$\begin{Bmatrix} u_1 \\ u_2 \\ v_4 \end{Bmatrix} = -[k_{11}^{-1}] [k_{12}] \begin{Bmatrix} d_2 \end{Bmatrix} = - \begin{bmatrix} -0.201853644 & -0.03610867 \\ 0.157096846 & -0.06134 \\ -0.346288346 & -0.704175 \end{bmatrix} \begin{Bmatrix} -9.5532489 \times 10^{-3} \\ -9.8951503 \times 10^{-3} \end{Bmatrix}$$

$$\begin{Bmatrix} u_1 \\ u_2 \\ v_4 \end{Bmatrix} = \begin{Bmatrix} -2.285658 \times 10^{-3} \\ 8.93812942 \times 10^{-4} \\ -1.027609703 \times 10^{-2} \end{Bmatrix}$$

The stresses in each element

$$\sigma^{(1)} = \frac{E}{L} [-C \quad -S \quad C \quad S] \begin{Bmatrix} u_1 \\ v_1 \\ u_2 \\ v_2 \end{Bmatrix}$$

$$\sigma^{(1)} = \frac{210 \times 10^9}{2\sqrt{5}} \begin{bmatrix} -2 & -1 & 2 & 1 \\ \sqrt{5} & \sqrt{5} & \sqrt{5} & \sqrt{5} \end{bmatrix} \begin{Bmatrix} -2.285658 \times 10^{-3} \\ 0 \\ 8.93812942 \times 10^{-4} \\ -9.5532489 \times 10^{-3} \end{Bmatrix}$$

$$\sigma^{(1)} = -67.08044733 \times 10^6 \frac{\text{N}}{\text{mm}^2} = -67.08 \text{ MPa (C)}$$

$$\sigma^{(2)} = \frac{210 \times 10^9}{8} [-1 \ 0 \ 1 \ 0] \begin{Bmatrix} -2.285658 \times 10^{-3} \\ 0 \\ 0 \\ -1.027609703 \times 10^{-2} \end{Bmatrix}$$

$$\sigma^{(2)} = 59.9985525 \times 10^6 \frac{\text{N}}{\text{mm}^2} = 60.0 \text{ MPa (T)}$$

$$\sigma^{(3)} = \frac{210 \times 10^9}{2\sqrt{5}} \left[\frac{2}{\sqrt{5}} \quad \frac{-1}{\sqrt{5}} \quad \frac{-2}{\sqrt{5}} \quad \frac{1}{\sqrt{5}} \right] \cdot \begin{Bmatrix} 0 \\ -1.027609703 \times 10^{-2} \\ 8.93812942 \times 10^{-4} \\ -9.5532489 \times 10^{-3} \end{Bmatrix}$$

$$= -22.36033275 \times 10^6 \frac{\text{N}}{\text{mm}^2} = -22.36 \text{ MPa (C)}$$

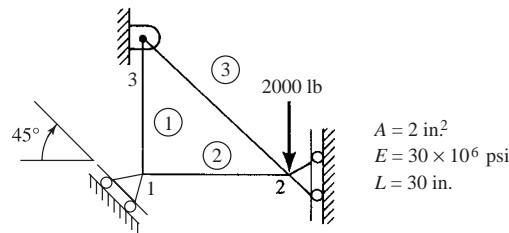
$$\sigma^{(4)} = \frac{210 \times 10^9}{2\sqrt{5}} \left[\frac{-2}{\sqrt{5}} \quad \frac{-1}{\sqrt{5}} \quad \frac{2}{\sqrt{5}} \quad \frac{1}{\sqrt{5}} \right] \begin{Bmatrix} 8.93812942 \times 10^{-4} \\ 9.5532489 \times 10^{-3} \\ 0 \\ -9.8951503 \times 10^{-3} \end{Bmatrix}$$

$$= -44.72007296 \times 10^6 \frac{\text{N}}{\text{mm}^2} = -44.72 \text{ MPa (C)}$$

$$\sigma^{(5)} = \frac{210 \times 10^9}{4} [0 \ -1 \ 0 \ 1] \begin{Bmatrix} 0 \\ -1.027609703 \times 10^{-2} \\ 0 \\ -9.8951503 \times 10^{-3} \end{Bmatrix}$$

$$= 19.99970332 \times 10^6 \frac{\text{N}}{\text{mm}^2} = 20.00 \text{ MPa (T)}$$

3.49



Element (1)

$$\theta = 90^\circ$$

$$[k^{(1)}] = \frac{2 \times 30 \times 10^6}{30} \begin{matrix} & \begin{matrix} (1) & (3) \end{matrix} \\ \begin{matrix} (1) \\ (3) \end{matrix} & \begin{bmatrix} 0 & 0 & 0 & 0 \\ 0 & 1 & 0 & -1 \\ 0 & 0 & 0 & 0 \\ 0 & -1 & 0 & 1 \end{bmatrix} \end{matrix}$$

Element (2)

$$\theta = 0^\circ$$

$$[k^{(2)}] = \frac{2 \times 30 \times 10^6}{30} \begin{matrix} & \begin{matrix} (1) & (2) \end{matrix} \\ \begin{matrix} (1) \\ (2) \end{matrix} & \begin{bmatrix} 1 & 0 & -1 & 0 \\ 0 & 0 & 0 & 0 \\ -1 & 0 & 1 & 0 \\ 0 & 0 & 0 & 0 \end{bmatrix} \end{matrix}$$

Element (3)

$$\theta = 135^\circ$$

$$[k^{(3)}] = \frac{2 \times 30 \times 10^6}{30\sqrt{2}} \begin{matrix} & \begin{matrix} (2) & (3) \end{matrix} \\ \begin{matrix} (2) \\ (3) \end{matrix} & \begin{bmatrix} 0.5 & -0.5 & -0.5 & 0.5 \\ -0.5 & 0.5 & 0.5 & -0.5 \\ -0.5 & 0.5 & 0.5 & -0.5 \\ 0.5 & -0.5 & -0.5 & 0.5 \end{bmatrix} \end{matrix}$$

Assembling the stiffness matrices

$$[K] = 2 \times 10^6 \begin{bmatrix} 1 & 0 & -1 & 0 & 0 & 0 \\ 0 & 1 & 0 & 0 & 0 & -1 \\ -1 & 0 & 1 + \frac{0.5}{\sqrt{2}} & -\frac{0.5}{\sqrt{2}} & -\frac{0.5}{\sqrt{2}} & \frac{0.5}{\sqrt{2}} \\ 0 & 0 & -\frac{0.5}{\sqrt{2}} & \frac{0.5}{\sqrt{2}} & \frac{0.5}{\sqrt{2}} & -\frac{0.5}{\sqrt{2}} \\ 0 & 0 & -\frac{0.5}{\sqrt{2}} & \frac{0.5}{\sqrt{2}} & \frac{0.5}{\sqrt{2}} & -\frac{0.5}{\sqrt{2}} \\ 0 & -1 & \frac{0.5}{\sqrt{2}} & -\frac{0.5}{\sqrt{2}} & -\frac{0.5}{\sqrt{2}} & 1 + \frac{0.5}{\sqrt{2}} \end{bmatrix}$$

$$[K] = 10^6 \begin{bmatrix} 2 & 0 & -2 & 0 & 0 & 0 \\ 0 & 2 & 0 & 0 & 0 & -2 \\ -2 & 0 & 2.707 & -0.707 & -0.707 & 0.707 \\ 0 & 0 & -0.707 & 0.707 & 0.707 & -0.707 \\ 0 & 0 & -0.707 & 0.707 & 0.707 & -0.707 \\ 0 & -2 & 0.707 & -0.707 & -0.707 & 2.707 \end{bmatrix}$$

$$[T] = \begin{bmatrix} 0.707 & -0.707 & 0 & 0 & 0 & 0 \\ 0.707 & 0.707 & 0 & 0 & 0 & 0 \\ 0 & 0 & 1 & 0 & 0 & 0 \\ 0 & 0 & 0 & 1 & 0 & 0 \\ 0 & 0 & 0 & 0 & 1 & 0 \\ 0 & 0 & 0 & 0 & 0 & 1 \end{bmatrix}$$

$$[T^T] = \begin{bmatrix} 0.707 & 0.707 & 0 & 0 & 0 & 0 \\ -0.707 & 0.707 & 0 & 0 & 0 & 0 \\ 0 & 0 & 1 & 0 & 0 & 0 \\ 0 & 0 & 0 & 1 & 0 & 0 \\ 0 & 0 & 0 & 0 & 1 & 0 \\ 0 & 0 & 0 & 0 & 0 & 1 \end{bmatrix}$$

$$[T][K][T^T] = 10^6 \begin{bmatrix} 2.0 & 0 & -1.4 & 0 & 0 & 1.4 \\ 0 & 2.0 & -1.4 & 0 & 0 & -1.4 \\ -1.4 & -1.4 & 2.707 & -0.707 & -0.707 & 0.707 \\ 0 & 0 & -0.707 & 0.707 & 0.707 & -0.707 \\ 0 & 0 & -0.707 & 0.707 & 0.707 & -0.707 \\ 1.4 & -1.4 & 0.707 & -0.707 & -0.7 & 2.707 \end{bmatrix}$$

Applying the boundary conditions

$$v_1 = u_2 = u_3 = v_3 = 0$$

$$\begin{Bmatrix} F'_{1x} = 0 \\ F'_{2y} = -2000 \end{Bmatrix} = 10^6 \begin{bmatrix} 2.0 & 0 \\ 0 & 0.707 \end{bmatrix} \begin{Bmatrix} u_1 \\ v_2 \end{Bmatrix}$$

$$\Rightarrow u'_1 = 0$$

$$v_2 = -0.00283 \text{ in.}$$

$$\begin{Bmatrix} F'_{1x} = 0 \\ F'_{1y} = 0 \\ F'_{2x} = 0 \\ F'_{2y} = -2000 \\ F'_{3x} = 0 \\ F'_{3y} = 0 \end{Bmatrix} = 10^6 \begin{bmatrix} 2 & 0 & -2 & 0 & 0 & 0 \\ 0 & 2 & 0 & 0 & 0 & -2 \\ -2 & 0 & 2.707 & -0.707 & -0.707 & 0.707 \\ 0 & 0 & -0.707 & 0.707 & 0.707 & -0.707 \\ 0 & 0 & -0.707 & 0.707 & 0.707 & -0.707 \\ 0 & -2 & 0.707 & -0.707 & -0.707 & 0.707 \end{bmatrix} \times \begin{Bmatrix} 0 \\ 0 \\ 0 \\ -0.00283 \\ 0 \\ 0 \end{Bmatrix}$$

$$\Rightarrow F_{1x} = 0$$

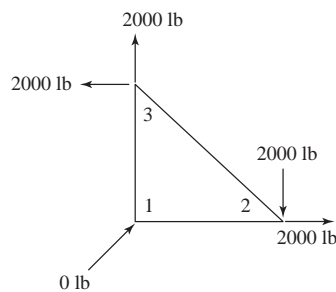
$$F_{1y} = 0$$

$$F_{2x} = 2000 \text{ lb}$$

$$F_{2y} = -2000 \text{ lb}$$

$$F_{3x} = -2000 \text{ lb}$$

$$F_{3y} = 2000 \text{ lb}$$



Element stresses

$$\{\sigma\} = [C'] \{d\}$$

$$[C'] = \frac{E}{L} [-C \quad -S \quad C \quad S]$$

$$\sigma^{(1)} = \frac{30 \times 10^6}{30} [0 \quad -1 \quad 0 \quad 1] \begin{Bmatrix} u_1 = 0 \\ v_1 = 0 \\ u_3 = 0 \\ v_3 = 0 \end{Bmatrix}$$

$$\Rightarrow \sigma^{(1)} = 0$$

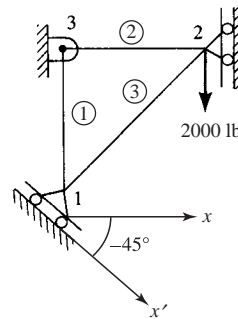
$$\sigma^{(2)} = \frac{30 \times 10^6}{30} [-1 \quad 0 \quad 1 \quad 0] \begin{Bmatrix} u_1 = 0 \\ v_1 = 0 \\ u_2 = 0 \\ v_2 = -0.00283 \end{Bmatrix}$$

$$\Rightarrow \sigma^{(2)} = 0$$

$$\sigma^{(3)} = \frac{30 \times 10^6}{30\sqrt{2}} [0.707 \quad -0.707 \quad -0.707 \quad 0.707] \begin{Bmatrix} 0 \\ -0.00283 \\ 0 \\ 0 \end{Bmatrix}$$

$$\Rightarrow \sigma^{(3)} = 1414 \text{ psi (T)}$$

3.50



$$[k^{(1)}] = 2 \times 10^6 \begin{bmatrix} 0 & 0 & 0 & 0 \\ 0 & 1 & 0 & -1 \\ 0 & 0 & 0 & 0 \\ 0 & -1 & 0 & 1 \end{bmatrix}$$

$$[k^{(2)}] = 2 \times 10^6 \begin{bmatrix} 1 & 0 & -1 & 0 \\ 0 & 0 & 0 & 0 \\ -1 & 0 & 1 & 0 \\ 0 & 0 & 0 & 0 \end{bmatrix}$$

$$[k^{(3)}] = 1.414 \times 10^6 \begin{bmatrix} 0.5 & 0.5 & -0.5 & -0.5 \\ 0.5 & 0.5 & -0.5 & -0.5 \\ -0.5 & -0.5 & 0.5 & 0.5 \\ -0.5 & -0.5 & 0.5 & 0.5 \end{bmatrix}$$

Assembling the stiffness matrices

$$[K] = 10^6 \begin{bmatrix} 0.707 & 0.707 & -0.707 & -0.707 & 0 & 0 \\ 0.707 & 2.707 & -0.707 & -0.707 & 0 & -2 \\ -0.707 & -0.707 & 2.707 & 0.707 & -2.0 & 0 \\ -0.707 & -0.707 & 0.707 & 0.707 & 0 & 0 \\ 0 & 0 & -2.0 & 0 & -2.0 & 0 \\ 0 & -2.0 & 0 & 0 & 0 & 2.0 \end{bmatrix}$$

$$[T] = \begin{bmatrix} 0.707 & -0.707 & 0 & 0 & 0 & 0 \\ 0.707 & 0.707 & 0 & 0 & 0 & 0 \\ 0 & 0 & 1 & 0 & 0 & 0 \\ 0 & 0 & 0 & 1 & 0 & 0 \\ 0 & 0 & 0 & 0 & 1 & 0 \\ 0 & 0 & 0 & 0 & 0 & 1 \end{bmatrix}$$

$$[T][K][T^T] = 10^6 \begin{bmatrix} 1.0 & -1.0 & 0 & 0 & 0 & 1.4 \\ -1.0 & 2.4 & -1.0 & -1.0 & 0 & -1.4 \\ 0 & -1.0 & 2.707 & 0.707 & -2 & 0 \\ 0 & -1.0 & 0.707 & 0.707 & 0 & 0 \\ 0 & 0 & 2.0 & 0 & -2.0 & 0 \\ 1.4 & -1.4 & 0 & 0 & 0 & 2.0 \end{bmatrix}$$

Applying the boundary conditions

$$v_1 = u_2 = u_3 = v_3 = 0$$

$$\begin{Bmatrix} F'_{1x} = 0 \\ F'_{2y} = -2000 \end{Bmatrix} = \begin{bmatrix} 1000000 & 0 \\ 0 & 707106.75 \end{bmatrix} \begin{Bmatrix} u'_1 = 0 \\ v_2 \end{Bmatrix}$$

$$\Rightarrow u'_1 = 0$$

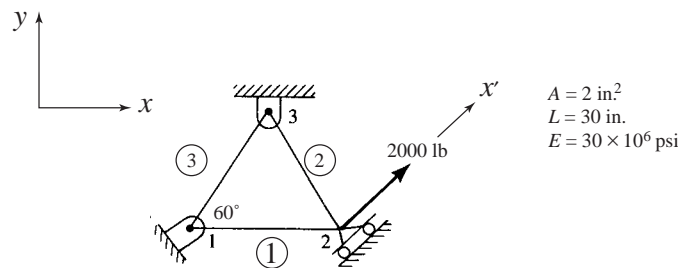
$$\sigma_{1-2} = -1414 \text{ psi}$$

$$v_2 = -0.00283 \text{ in.}$$

$$\sigma_{1-3} = 0$$

$$\sigma_{3-2} = 0$$

3.51



Element (1)

$$C = 1, S = 0, \theta = 0^\circ$$

$$[k^{(1)}] = 2 \times 10^6 \begin{bmatrix} (1) & (2) \\ 1 & 0 & -1 & 0 \\ 0 & 0 & 0 & 0 \\ -1 & 0 & 1 & 0 \\ 0 & 0 & 0 & 0 \end{bmatrix}$$

Element (2)

$$C = -\frac{1}{2}, S = \frac{\sqrt{3}}{2}, \theta = 120^\circ$$

$$[k^{(2)}] = 2 \times 10^6 \begin{bmatrix} & (2) & & (3) \\ 0.25 & \frac{-\sqrt{3}}{4} & -0.25 & \frac{\sqrt{3}}{4} \\ \frac{-\sqrt{3}}{4} & \frac{3}{4} & \frac{\sqrt{3}}{4} & \frac{-3}{4} \\ -0.25 & \frac{\sqrt{3}}{4} & 0.25 & \frac{-\sqrt{3}}{4} \\ \frac{\sqrt{3}}{4} & \frac{-3}{4} & \frac{-\sqrt{3}}{4} & \frac{3}{4} \end{bmatrix}$$

Element (3)

$$C = \frac{1}{2}, S = \frac{\sqrt{3}}{2}$$

$$[k^{(3)}] = 2 \times 10^6 \begin{bmatrix} & (1) & & (3) \\ 0.25 & \frac{\sqrt{3}}{4} & -0.25 & \frac{-\sqrt{3}}{4} \\ & 0.75 & \frac{-\sqrt{3}}{4} & -0.75 \\ & & 0.25 & \frac{\sqrt{3}}{4} \\ \text{Symmetry} & & & 0.75 \end{bmatrix}$$

Global [K]

$$[K] = 2 \times 10^6 \begin{bmatrix} 1.25 & \frac{\sqrt{3}}{4} & -1 & 0 & -0.25 & \frac{-\sqrt{3}}{4} \\ \frac{\sqrt{3}}{4} & 0.75 & 0 & 0 & \frac{-\sqrt{3}}{4} & -0.75 \\ -1 & 0 & 1.25 & \frac{-\sqrt{3}}{4} & -0.25 & \frac{\sqrt{3}}{4} \\ 0 & 0 & \frac{-\sqrt{3}}{4} & 0.75 & \frac{\sqrt{3}}{4} & -0.75 \\ -0.25 & \frac{-\sqrt{3}}{4} & -0.75 & \frac{\sqrt{3}}{4} & 0.5 & 0 \\ \frac{-\sqrt{3}}{4} & -0.75 & \frac{\sqrt{3}}{4} & \frac{-3}{4} & 0 & 1.5 \end{bmatrix}$$

$$[T_1] = \begin{bmatrix} 1 & 0 & 0 & 0 & 0 & 0 \\ 0 & 1 & 0 & 0 & 0 & 0 \\ 0 & 0 & \frac{1}{\sqrt{2}} & \frac{1}{\sqrt{2}} & 0 & 0 \\ 0 & 0 & \frac{-1}{\sqrt{2}} & \frac{1}{\sqrt{2}} & 0 & 0 \\ 0 & 0 & 0 & 0 & 1 & 0 \\ 0 & 0 & 0 & 0 & 0 & 1 \end{bmatrix}$$

$$[K^*] = [T_1] [K] [T_1^T]$$

with boundary conditions

$$u_1 = v_1 = v_2 = u_3 = v_3 = 0$$

$$\begin{Bmatrix} F_{1x} \\ F_{1y} \\ F'_{2x} = 2000 \\ F'_{2y} \\ F_{3x} \\ F_{3y} \end{Bmatrix} = [K^*] \begin{Bmatrix} u_1 = 0 \\ v_1 = 0 \\ u'_2 = 0 \\ v'_2 = 0 \\ u_3 = 0 \\ v_3 = 0 \end{Bmatrix}$$

$$[T_1] [K] = \begin{bmatrix} 2.5 \times 10^6 & 8.66 \times 10^5 & -2 \times 10^6 \\ 8.66 \times 10^5 & 1.5 \times 10^6 & 0 \\ -1.414 \times 10^6 & 0 & 1.155 \times 10^6 \\ 1.414 \times 10^6 & 0 & -2.38 \times 10^6 \\ -5 \times 10^5 & -8.66 \times 10^5 & -1.5 \times 10^6 \\ -8.66 \times 10^5 & -1.5 \times 10^6 & 8.66 \times 10^5 \end{bmatrix}$$

$$\begin{bmatrix} 0 & -5 \times 10^{-5} & -8.66 \times 10^5 \\ 0 & -8.66 \times 10^5 & -1.5 \times 10^6 \\ 4.483 \times 10^5 & 2.588 \times 10^5 & -4.483 \times 10^5 \\ 1.673 \times 10^6 & 9.659 \times 10^5 & -1.673 \times 10^6 \\ 8.66 \times 10^5 & 1 \times 10^6 & 0 \\ -1.5 \times 10^6 & 0 & 3 \times 10^6 \end{bmatrix}$$

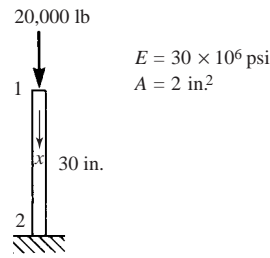
$$[K^*] = [T_1] [K] [T_1^T] = \begin{bmatrix} 2.5 \times 10^6 & 8.66 \times 10^5 & -1.414 \times 10^6 \\ 8.66 \times 10^5 & 1.5 \times 10^6 & 0 \\ -1.414 \times 10^6 & 0 & 1.134 \times 10^6 \\ 1.414 \times 10^6 & 0 & -5 \times 10^5 \\ -5 \times 10^{-5} & -8.66 \times 10^5 & -4.483 \times 10^5 \\ -8.66 \times 10^5 & -1.5 \times 10^6 & -4.483 \times 10^5 \end{bmatrix}$$

$$\begin{bmatrix} 1.414 \times 10^6 & -5 \times 10^5 & -8.66 \times 10^5 \\ 0 & -8.66 \times 10^5 & -1.5 \times 10^6 \\ -5 \times 10^5 & 2.588 \times 10^5 & -4.483 \times 10^5 \\ 2.866 \times 10^6 & 9.659 \times 10^5 & -1.673 \times 10^6 \\ 1.673 \times 10^6 & 1 \times 10^6 & 0 \\ -1.673 \times 10^6 & 0 & 3 \times 10^6 \end{bmatrix}$$

Solving the third equation of $[K^*] \{d'\} = \{F'\}$ yields

$$u'_2 = \frac{2000}{1.134 \times 10^6} = 1.764 \times 10^{-3} \text{ in.}$$

3.52 (a)



Using Equation (3.9.19), we get

$$\pi_p = \frac{AL}{2} \{d^T\} [B^T] [D] [B] \{d\} - \{d^T\} \{f\}$$

For the bar above, Equation 3.9.26 yields

$$\pi_p = \frac{AL}{2} u_1^2 \frac{E}{L^2} - u_1 f$$

$$\pi_p = \frac{AE}{2L} u_1^2 - u_1 f$$

Putting in the numerical values

$$\pi_p = \frac{(2)(30 \times 10^6)}{(2)(30)} u_1^2 - u_1 (20000)$$

$$\pi_p = 10^6 u_1^2 - 2 \times 10^4 u_1$$

u_1 , in.	π_p lb·in.
-0.004	96
-0.002	44
0	0
0.002	-36
0.004	-54
0.006	-84
0.008	-96
0.010	-100 ←
0.012	96


$$\pi_{p \min} = -100 \text{ lb·in.}$$

Also by calculus

$$\frac{\partial \pi_p}{\partial u_1} = 2 \times 10^6 u_1 - 2 \times 10^4 = 0$$

$$\Rightarrow u_1 = 0.01 \text{ in. for } \pi_p \text{ minimum}$$

(b)



$$\pi_p = \frac{AE}{2L} u_1^2 - u_1 f \text{ (see Problem 3.52 (a))}$$

$$\pi_p = \frac{2(30 \times 10^6)}{2(50)} u_1^2 - u_1 (10000)$$

$$\pi_p = 6 \times 10^5 u_1^2 - 0.1 \times 10^5 u_1$$

u_1 in.	π_p lb-in.
-0.004	49.6
-0.002	44.0
-0.001	10.6
0	0
0.002	4.0
0.004	-30.4
0.006	-38.4
0.008	-41.6 ←
0.010	-40.6

$$\pi_{p \text{ min}} = -41.67 \text{ lb-in.}$$

By calculus

$$\frac{\partial \pi_p}{\partial u_1} = 12 \times 10^5 u_1 - 0.1 \times 10^5$$

$$\Rightarrow u_1 = 0.00833 \text{ in. yields } \pi_{p \text{ min.}}$$

3.53

$$du = \sigma_x d \varepsilon_x$$

$$U = \iiint_v \left\{ \int_0^{\varepsilon_x} \sigma_x d \varepsilon_x \right\} dv$$

$$dv = A(x) dx \quad A(x) = A_0 \left(1 + \frac{x}{L} \right)$$

$$\therefore U = \frac{1}{2} \int_0^L \sigma_x \varepsilon_x A_0 \left(1 + \frac{x}{L} \right) dx$$

$$= \frac{1}{2} \int_0^L \{\hat{d}\}^T \left\{ \begin{matrix} -\frac{1}{L} \\ \frac{1}{L} \end{matrix} \right\} [E] \left[\begin{matrix} -\frac{1}{L} & 1 \\ 1 & L \end{matrix} \right] \{d\} A_0 \left(1 + \frac{x}{L} \right) dx$$

$$= \frac{1}{2} \int_0^L \{\hat{u}_1 \quad \hat{u}_2\} \left\{ \begin{matrix} -\frac{1}{L} \\ \frac{1}{L} \end{matrix} \right\} [E] \left[\begin{matrix} -\frac{1}{L} & 1 \\ 1 & L \end{matrix} \right] \begin{Bmatrix} u_1 \\ u_2 \end{Bmatrix} A_0 \left(1 + \frac{x}{L} \right) dx$$

$$U = \frac{1}{2} \int_0^L \frac{EA_0}{L^2} (u_1^2 - 2u_1 u_2 + u_2^2) \left(1 + \frac{x}{L} \right) dx$$

$$\frac{\partial U}{\partial u_1} = \frac{A_0 L}{2} \left[\frac{E}{L^2} (2u_1 - 2u_2) \right] + \frac{A_0}{2} \left[\frac{E}{L^2} (2u_1 - 2u_2) \right] \frac{1}{2}$$

$$\frac{\partial U}{\partial u_1} = \frac{3A_0 L}{4} \left[\frac{E}{L^2} (2u_1 - 2u_2) \right] = f_1$$

Similarly

$$\frac{\partial U}{\partial u_2} = \frac{3AL}{4} \left[\frac{E}{L^2} (2u_2 - 2u_1) \right] = f_2$$

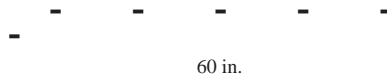
$$\therefore K = \frac{3AE}{2L} \begin{bmatrix} 1 & -1 \\ -1 & 1 \end{bmatrix}$$

3.54

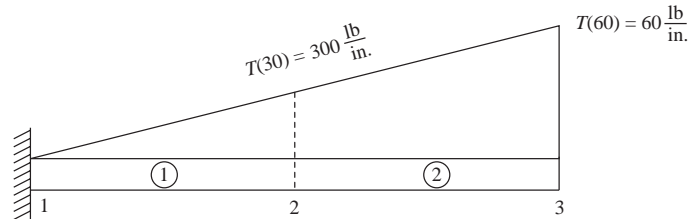
$$T(x) = 10x \frac{\text{lb}}{\text{in.}}$$

$$A = 2 \text{ in}^2$$

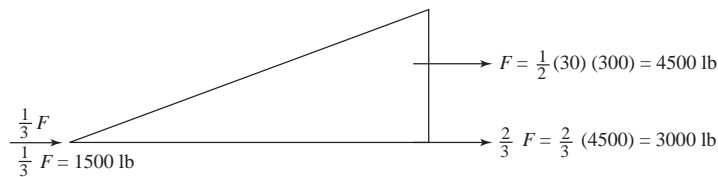
$$E = 30 \times 10^6 \text{ psi}$$



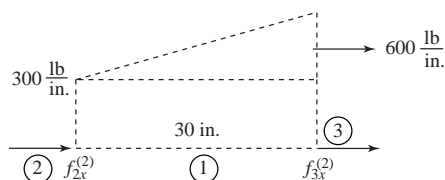
(a) Two element solution



For element (1) force matrix is from Example 3.9



$$\begin{Bmatrix} f_{1x}^{(1)} \\ f_{2x}^{(1)} \end{Bmatrix} = \begin{Bmatrix} 1500 \\ 3000 \end{Bmatrix}$$



$$f_{2x}^{(2)} = \frac{1}{3} (4500) + \frac{1}{2} (30 \times 300)$$

$$f_{3x}^{(2)} = \frac{2}{3} (4500) + 30 \times 300 \times \frac{1}{2}$$

$$f_{2x}^{(2)} = 6000 \text{ lb} \quad f_{3x}^{(2)} = 7500 \text{ lb}$$

$$\therefore \begin{Bmatrix} f_{2x}^{(2)} \\ f_{3x}^{(2)} \end{Bmatrix} = \begin{Bmatrix} 6000 \\ 7500 \end{Bmatrix}$$

$$\therefore \{F\} = \begin{Bmatrix} F_{1x} + 1500 \\ 3000 + 6000 \\ 7500 \end{Bmatrix}$$

Stiffness matrices

$$[k^{(1)}] = \frac{AE}{30} \begin{bmatrix} 1 & 2 \\ 1 & -1 \\ -1 & 1 \end{bmatrix}$$

$$[k^{(2)}] = \frac{AE}{30} \begin{bmatrix} 2 & 3 \\ 1 & -1 \\ -1 & 1 \end{bmatrix}$$

$$[k^{(3)}] = \frac{AE}{30} \begin{bmatrix} 1 & -1 & 0 \\ -1 & 2 & -1 \\ 0 & -1 & 1 \end{bmatrix}$$

Global equations

$$\{F\} = [K] \{d\}$$

$$\begin{Bmatrix} F_{1x} + 1500 \\ 9000 \\ 7500 \end{Bmatrix} = \frac{(2)(30 \times 10^6)}{30} \begin{bmatrix} 1 & -1 & 0 \\ -1 & 2 & -1 \\ 0 & -1 & 1 \end{bmatrix} \begin{Bmatrix} u_1 = 0 \\ u_2 \\ u_3 \end{Bmatrix}$$

Solving equations 2 and 3 for u_2 and u_3 , we obtain

$$u_2 = 0.00825 \text{ in.}$$

$$u_3 = 0.012 \text{ in.}$$

Element stresses

$$\sigma^{(1)} = [C'] \{d\} = \frac{E}{L} [-C \quad -S \quad C \quad S] \begin{Bmatrix} u_1 \\ v_1 \\ u_2 \\ v_2 \end{Bmatrix}$$

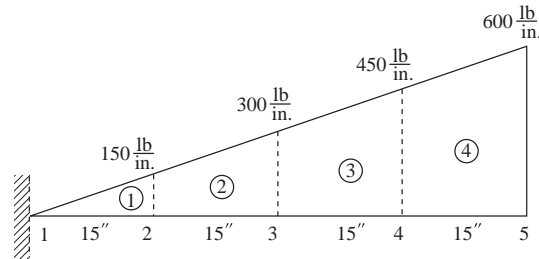
$$= \frac{30 \times 10^6}{30} [-1 \quad 0 \quad 1 \quad 0] \begin{Bmatrix} 0 \\ 0 \\ 0.00825 \\ 0 \end{Bmatrix}$$

$$\sigma^{(1)} = 10^6 (0.00825) = 8250 \text{ psi (T)}$$

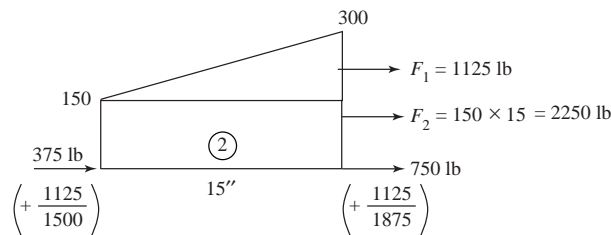
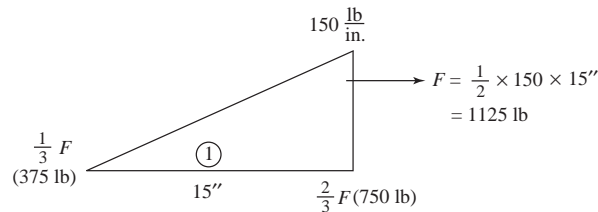
$$\sigma^{(2)} = \frac{30 \times 10^6}{30} [-1 \ 0 \ 1 \ 0] \left\{ \begin{array}{l} u_2 = 0.00825 \\ v_2 = 0 \\ u_3 = 0.012 \\ v_3 = 0 \end{array} \right\}$$

$$\sigma^{(2)} = 3750 \text{ psi (T)}$$

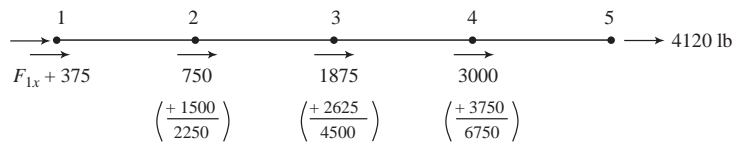
Four element solution



Basic triangular load



Total global forces at nodes



Global equations

$$\begin{Bmatrix} F_{1x} + 375 \\ 2250 \\ 4500 \\ 6750 \\ 4120 \end{Bmatrix} = \frac{AE}{15} \begin{bmatrix} 1 & -1 & 0 & 0 & 0 \\ -1 & 2 & -1 & 0 & 0 \\ 0 & -1 & 2 & -1 & 0 \\ 0 & 0 & -1 & 2 & -1 \\ 0 & 0 & 0 & -1 & 1 \end{bmatrix} \begin{Bmatrix} u_1 = 0 \\ u_2 \\ u_3 \\ u_4 \\ u_5 \end{Bmatrix}$$

Solve the last four equations for u_2 through u_5

$$2250 = \frac{AE}{15} (2u_2 - u_3) \quad (1)$$

$$4500 = \frac{AE}{15} (-u_2 + 2u_3 - u_4) \quad (2)$$

$$6750 = \frac{AE}{15} (-u_3 + 2u_4 - u_5) \quad (3)$$

$$4120 = \frac{AE}{15} (-u_4 + u_5) \quad (4)$$

Using Gaussian Elimination, divide (1) by (2)

$$1125 = \left(u_2 - \frac{1}{2}u_3\right) \frac{AE}{15} \quad (5)$$

Add (5) to (2)

$$5625 = \left(1 - \frac{1}{2}u_3 - u_4\right) \frac{AE}{15} \quad (6)$$

$$6750 = (-u_3 + 2u_4 - u_5) \frac{AE}{15} \quad (7)$$

$$4120 = (-u_4 + u_5) \frac{AE}{15} \quad (8)$$

$$1125 = \left(u_2 - \frac{1}{2}u_3\right) \frac{AE}{15} \quad (9)$$

Divide (6) by 1.5

$$3750 = \left(0 + u_3 - \frac{1}{1.5}u_4\right) \frac{AE}{15} \quad (10)$$

Add (10) to (7)

$$10500 = [(2 - 0.067)u_4 - u_5] \frac{AE}{15} \quad (11)$$

$$4120 = (-u_4 + u_5) \frac{AE}{15} \quad (12)$$

$$1125 = \left(u_2 - \frac{1}{2}u_3\right) \frac{AE}{15} \quad (13)$$

$$3750 = \left(-\frac{1}{1.5}u_4\right) \frac{AE}{15} \quad (14)$$

$$\frac{3}{4} \times (11)$$

$$\Rightarrow 7875 = \left(u_4 - \frac{3}{4}u_5\right) \frac{AE}{15} \quad (15)$$

Add (15) to (12)

$$11995 = \frac{1}{4}u_5 \frac{AE}{15} \quad (16)$$

Solve (16) for u_5

$$u_5 = \frac{11995 \times 4 \times 15}{2 \times 30 \times 10^6} = 0.012 \text{ in.}$$

By (15)

$$u_4 = 7875 \times \frac{15}{2 \times 30 \times 10^6} + \frac{3}{4} (0.012 \text{ in.})$$

$$\Rightarrow u_4 = 0.01097 \text{ in.}$$

By (10)

$$u_3 = \frac{3750(15'')}{2 \times 30 \times 10^6} + \frac{1}{1.5} (0.01097)$$

$$\Rightarrow u_3 = 0.00825 \text{ in.}$$

By (9)

$$u_2 = \frac{1125 \times 15}{2 \times 30 \times 10^6} + \frac{1}{2} (0.00825)$$

$$\Rightarrow u_2 = 0.00441 \text{ in.}$$

$$\sigma^{(1)} = \frac{30 \times 10^6}{15} [-1 \ 1] \begin{Bmatrix} 0 \\ 0.00441 \end{Bmatrix}$$

$$\sigma^{(1)} = 8812 \text{ psi (T)}$$

$$\sigma^{(2)} = \frac{30 \times 10^6}{15} [-1 \ 1] \begin{Bmatrix} 0.00441 \\ 0.00825 \end{Bmatrix}$$

$$\sigma^{(2)} = 7688 \text{ psi (T)}$$

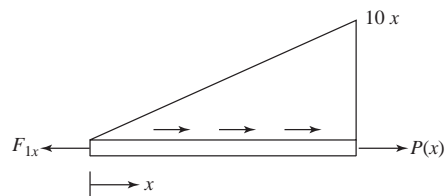
$$\sigma^{(3)} = \frac{30 \times 10^6}{15} [-1 \ 1] \begin{Bmatrix} 0.00825 \\ 0.01097 \end{Bmatrix}$$

$$\sigma^{(3)} = 5440 \text{ psi (T)}$$

$$\sigma^{(4)} = \frac{30 \times 10^6}{15} [-1 \ 1] \begin{Bmatrix} 0.01097 \\ 0.012 \end{Bmatrix}$$

$$\sigma^{(4)} = 2060 \text{ psi (T)}$$

Exact solution



$$F_{1x} = \frac{1}{2} (60") (600 \frac{\text{lb}}{\text{in.}})$$

$$F_{1x} = 18000 \text{ lb}$$

$$P(x) = 18000 - \frac{1}{2} (10 x) x$$

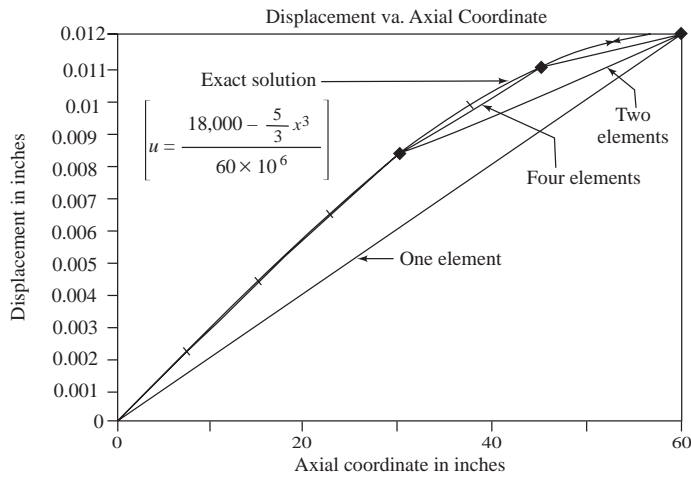
$$P(x) = 18000 - 5 x^2$$

$$u(x) = \int_0^x \frac{(18000 - 5 x^2)}{AE} dx$$

$$= \frac{1}{AE} \left[18000 x - \frac{5}{3} x^3 \right] + C$$

$$u(0) = 0 = C$$

$$u = \frac{18000 - \frac{5}{3} x^3}{60 \times 10^6}$$

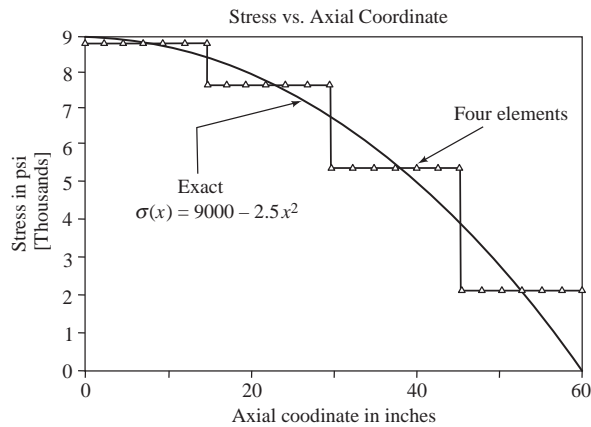


Analytical comparison with FEM

Element stress

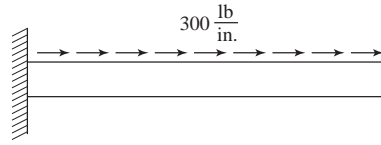
Exact $\sigma(x)$

$$\sigma(x) = \frac{P(x)}{A} = 9000 - 2.5 x^2$$



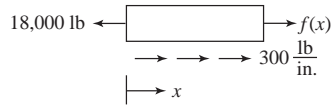
Analytical comparison with FEM

3.55



Analytical solution

$$F(x) \text{ at wall} = -300(60) = -18000 \text{ lb}$$



$$\therefore f(x) = 18000 - 300x$$

δx = displacement

$$\sigma(x) = \frac{f(x)}{A} = \frac{18000 - 300x}{2}$$

$$\Rightarrow \sigma(x) = 9000 - 150x \quad (1)$$

$$\delta(x) = \int_0^x \frac{\sigma(x)}{E} dx$$

$$\Rightarrow \delta(x) = \frac{1}{E} \left[\frac{-150x^2}{2} + 9000x \right] + C$$

Applying the boundary conditions

$$\delta(x=0) = 0 = C$$

$$\delta(x) = -2.5 \times 10^{-6} x^2 + 3 \times 10^{-4} x \quad (2)$$

Finite element solutions

(i) One element



Replace the distributed force with a concentrated force.

$$\begin{Bmatrix} F_{1x} \\ F_{2x} \end{Bmatrix} = \frac{AE}{L} \begin{bmatrix} 1 & -1 \\ -1 & 1 \end{bmatrix} \begin{Bmatrix} u_1 = 0 \\ u_2 \end{Bmatrix}$$

$$F_{1x} = F_{2x} = \frac{1}{2} F = \frac{1}{2} \times 300 \times 60 = 9000 \text{ lb}$$

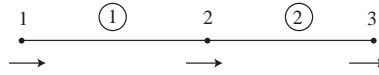
Solving for d_{2x}

$$u_2 = \frac{F_{2x} L}{AE} = \frac{9000 \times 60}{2 \times 30 \times 10^6}$$

$$u_2 = 0.009 \text{ in.}$$

$$\sigma = \frac{f_{2x}}{A} = \frac{9000}{2} = 4500 \text{ psi}$$

(2) Two elements



$$f_{1x} = \frac{300 \times 30}{2}$$

$$f_{2x} = \frac{300 \times 30}{2}(1+1)$$

$$f_{3x} = \frac{300 \times 30}{2}$$

$$f_{1x} = 4500 \text{ lb}$$

$$f_{2x} = 9000 \text{ lb}$$

$$f_{3x} = 4500 \text{ lb}$$

Global equation

$$\begin{Bmatrix} F_{1x} = 4500 \\ F_{2x} = 9000 \\ F_{3x} = 4500 \end{Bmatrix} = \frac{AE}{L} \begin{bmatrix} -1 & 0 \\ -1 & 2 & -1 \\ 0 & -1 & 1 \end{bmatrix} \begin{Bmatrix} u_1 = 0 \\ u_2 \\ u_3 \end{Bmatrix}$$

Solving the two equations

$$u_2 = 6.75 \times 10^{-3} \text{ in.}$$

$$u_3 = 0.009 \text{ in.}$$

$$\sigma^{(1)} = \frac{E}{L} [-1 \ 1] \begin{Bmatrix} u_1 \\ u_2 \end{Bmatrix}$$

$$\sigma^{(1)} = \frac{30 \times 10^6}{30} [-1 \ 1] \begin{Bmatrix} 0 \\ 6.75 \times 10^{-3} \end{Bmatrix}$$

$$\Rightarrow \sigma^{(1)} = 6750 \text{ psi (T)}$$

$$\sigma^{(2)} = \frac{30 \times 10^6}{30} [-1 \ 1] \begin{Bmatrix} 6.75 \times 10^{-3} \\ 0.009 \end{Bmatrix}$$

$$\Rightarrow \sigma^{(2)} = 2250 \text{ psi (T)}$$

Computer solutions

One element

NUMBER OF ELEMENTS (NELE) = 1

NUMBER OF NODES (KNODE) = 2

NODE POINTS

K	IFIX	XC(K)	YC(K)	ZC(K)
1	1 1 1	0.000000E+00	0.000000E+00	0.000000E+00
2	0 1 1	6.000000E+01	0.000000E+00	0.000000E+00

FORCE (1, K)	FORCE (2, K)	FORCE (3, K)
0.000000E+00	0.000000E+00	0.000000E+00
9.000000E+03	0.000000E+00	0.000000E+00

ELEMENTS

K	NODE (I, K)		E(K)	A(K)
1	1	2	3.0000E+07	2.0000E+00

NUMBER OF NONZERO UPPER CO-DIAGONALS (MUD) = 5

DISPLACEMENTS	X	Y	Z
NODE NUMBER 1	0.0000E+00	0.0000E+00	0.0000E+00
NODE NUMBER 2	0.9000E-02	0.0000E+00	0.0000E+00

STRESSES IN ELEMENTS (IN CURRENT UNITS)

ELEMENT NUMBER	STRESS
1 =	0.45000E+04

Two elements

NUMBER OF ELEMENTS (NELE) = 2

NUMBER OF MODES (KNODE) = 3

NODE POINTS

K	IFIX	XC(K)	YC(K)	ZC(K)
1	1 1 1	0.000000E+00	0.000000E+00	0.000000E+00
2	0 1 1	3.000000E+01	0.000000E+00	0.000000E+00
3	0 1 1	6.000000E+01	0.000000E+00	0.000000E+00

FORCE (1, K)	FORCE (2, K)	FORCE (3, K)
0.000000E+00	0.000000E+00	0.000000E+00
9.000000E+03	0.000000E+00	0.000000E+00
4.500000E+03	0.000000E+00	0.000000E+00

ELEMENTS

K	MODE (I, K)		K(K)	A(K)
1	1	2	3.0000E+07	2.0000E+00
2	2	3	3.0000E+07	2.0000E+00

NUMBER OF NONZERO UPPER CO-DIAGONALS (MUD) = 5

DISPLACEMENTS	X	Y	Z
NODE NUMBER 1	0.0000E+00	0.0000E+00	0.0000E+00
NODE NUMBER 2	0.6750E-02	0.0000E+00	0.0000E+00
NODE NUMBER 3	0.9000E-02	0.0000E+00	0.0000E+00

STRESSES IN ELEMENT (IN CURRENT UNITS)

ELEMENT NUMBER	STRESS
1 =	0.67500E+04
2 =	0.22500E+04

Four elements

NUMBER OF ELEMENTS (NELE) = 4

NUMBER OF MODES (KNODE) = 5

NODE POINTS

K	IFIX	XC(K)	YC(K)	ZC(K)
1	1 1 1	0.000000E+00	0.000000E+00	0.000000E+00
2	0 1 1	1.500000E+01	0.000000E+00	0.000000E+00
3	0 1 1	3.000000E+01	0.000000E+00	0.000000E+00
4	0 1 1	4.500000E+01	0.000000E+00	0.000000E+00
5	0 1 1	6.000000E+01	0.000000E+00	0.000000E+00

FORCE (1, K)	FORCE (2, K)	FORCE (3, K)
0.000000E+00	0.000000E+00	0.000000E+00
4.500000E+03	0.000000E+00	0.000000E+00
4.500000E+03	0.000000E+00	0.000000E+00
4.500000E+03	0.000000E+00	0.000000E+00
2.250000E+03	0.000000E+00	0.000000E+00

ELEMENTS

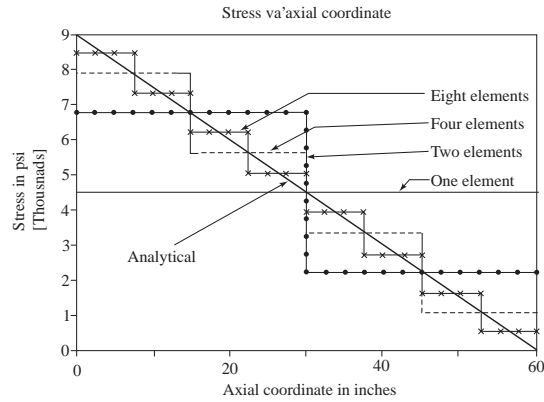
K	MODE (I, K)	K(K)	A(K)
1	1 2	3.0000E+07	2.0000E+00
2	2 3	3.0000E+07	2.0000E+00
3	3 4	3.0000E+07	2.0000E+00
4	4 5	3.0000E+07	2.0000E+00

NUMBER OF NONZERO UPPER CO-DIAGONALS (MUD) = 5

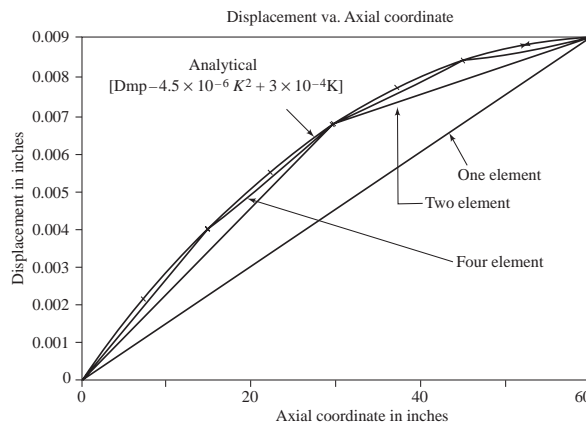
DISPLACEMENTS	X	Y	Z
NODE NUMBER 1	0.0000E+00	0.0000E+00	0.0000E+00
NODE NUMBER 2	0.3937E-02	0.0000E+00	0.0000E+00
NODE NUMBER 3	0.6750E-02	0.0000E+00	0.0000E+00
NODE NUMBER 4	0.8437E-02	0.0000E+00	0.0000E+00
NODE NUMBER 5	0.9000E-02	0.0000E+00	0.0000E+00

STRESSES IN ELEMENTS (IN CURRENT UNITS)

ELEMENT NUMBER	STRESS
1 =	0.78750E+04
2 =	0.56250E+04
3 =	0.33750E+04
4 =	0.11250E+04

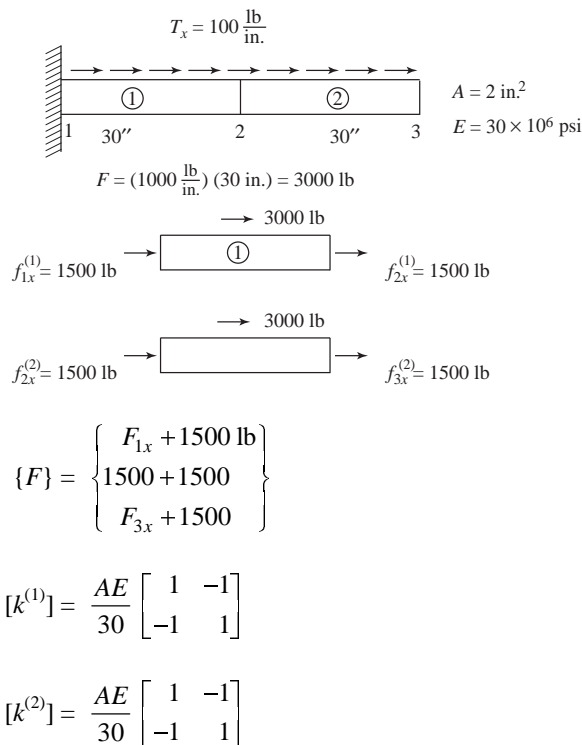


Analytical comparison with FEM



Analytical comparison with FEM

3.56



Global equations

$$\frac{(2)(30 \times 10^6)}{30} \begin{bmatrix} 1 & -1 & 0 \\ -1 & 1+1 & -1 \\ 0 & -1 & 1 \end{bmatrix} \begin{Bmatrix} u_1 = 0 \\ u_2 \\ u_3 = 0 \end{Bmatrix} = \begin{Bmatrix} F_{1x} + 1500 \\ 3000 \\ F_{3x} + 1500 \end{Bmatrix}$$

Solving Equation (2)

$$2 \times 10^6 (2 u_2) = 3000$$

$$u_2 = 0.75 \times 10^{-3} \text{ in.}$$

Element stresses

$$\begin{aligned} \sigma^{(1)} &= [C'] \{d\} = \frac{E}{L} [-C \quad -S \quad C \quad S] \begin{Bmatrix} u_1 \\ v_1 \\ u_2 \\ v_2 \end{Bmatrix} \\ &= \frac{30 \times 10^6}{30} [-1 \quad 0 \quad 1 \quad 0] \begin{Bmatrix} 0 \\ 0 \\ 0.75 \times 10^{-3} \\ 0 \end{Bmatrix} \end{aligned}$$

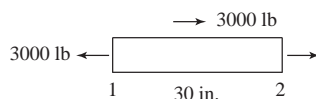
$$\Rightarrow \sigma^{(1)} = 750 \text{ psi (T)}$$

$$F_{1x} + 1500 = 2 \times 10^6 (-1) (0.75 \times 10^{-3})$$

$$\Rightarrow F_{1x} = -3000 \text{ lb } (\leftarrow)$$

and $F_{3x} = -3000 \text{ lb } (\leftarrow)$

Total applied force = $60 \times 100 = 6000 \text{ lb } (\rightarrow)$

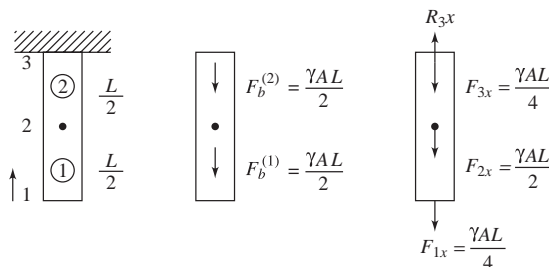


$$\sigma = 0 \text{ (at node 2)}$$

$$\sigma(x = 15'') = \frac{3000 - 1500}{2} = 750 \text{ psi}$$

3.57 Bar hanging under own weight

Two element solution



$$\frac{AE}{L/2} \begin{bmatrix} 1 & -1 & 0 \\ -1 & 2 & -1 \\ 0 & -1 & 1 \end{bmatrix} \begin{Bmatrix} u_1 \\ u_2 \\ u_3 = 0 \end{Bmatrix} = \begin{Bmatrix} \frac{\gamma AL}{4} \\ \frac{\gamma AL}{2} \\ -R_{3x} + \frac{\gamma AL}{4} \end{Bmatrix}$$

$$= \gamma L = \left[\frac{1}{2} - \frac{3}{8} \right]$$

$$\sigma^{(1)} = \frac{\gamma L}{8} \text{ (T)}$$

$$\sigma^{(2)} = \frac{E}{L} [1 \ -1] \begin{cases} u_2 = \frac{3\gamma L^2}{8E} \\ u_3 = 0 \end{cases}$$

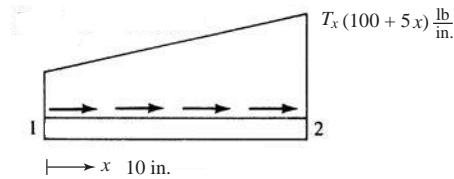
$$\sigma^{(2)} = \frac{3\gamma L}{8} \text{ (T)}$$

$$-R_{3x} = \frac{\gamma A L}{4} + \frac{2 A E}{L} \left(-\frac{3\gamma L^2}{8E} \right)$$

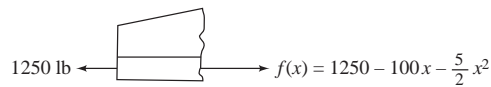
$$R_{3x} = \frac{\gamma A L}{4} + \frac{3}{4} \gamma A L$$

$$R_{3x} = \gamma A L$$

3.58



$$\text{Total } T_x = 100 \times 10 + \frac{1}{2} \times 5(10)^2 \text{ lb} = 1250 \text{ lb}$$



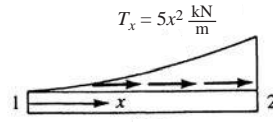
$$\begin{aligned} f_{1x}u_1 + f_{2x}u_2 &= \int_0^{10} (100 + 5x) \left[\left(\frac{u_1 - u_2}{10} \right) x + u_1 \right] dx \\ &= \int_0^{10} \left[10(u_2 - u_1)x + 100u_1 + \frac{(u_2 - u_1)}{2}x^2 + 5u_1x \right] dx \\ &= 500(u_2 - u_1) + 1000u_1 + \frac{(u_2 - u_1)1000}{6} + 250u_1 \end{aligned}$$

$$\text{Let } u_1 = 1; u_2 = 0$$

$$\therefore f_{1x} = -500 + 1000 - \frac{1000}{6} + 250 = 583.3$$

$$\therefore f_{1x} = 583.33 \text{ lb}$$

(b)



$$f_{1x}u_1 + f_{2x}u_2 = \int_0^4 (5x^2) \left[\frac{u_2 - u_1}{4} x + u_1 \right] dx$$

$$= \frac{5}{16} (u_2 - u_1) (4^4) + \frac{5u_1 (4)^3}{3}$$

Let $u_1 = 0; u_2 = 1$

$$f_{2x} = (16) 5 = 80 \text{ kN} = f_{2x}$$

$$u_2 = 0; u_1 = 1$$

$$f_{1x} = - (16) 5 + \frac{5(4)^3}{3} = 26.67 \text{ kN} = f_{1x}$$

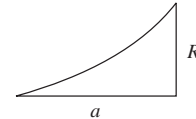
$$f_{1x} + f_{2x} = 106.67 \text{ kN (Total force)}$$

Check parabolic yields

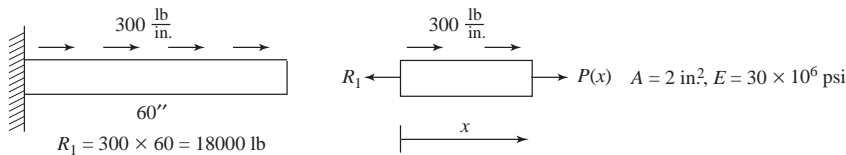
$$A = \frac{a R}{3}$$

$$= \frac{(4) [5(4^2)]}{3}$$

$$= 106.67 \text{ kN total force}$$



3.59



Exact solution

$$P(x) = 18000 - 300 x$$

$$u = \frac{1}{AE} \int_0^x P(x) dx$$

$$= \frac{1}{AE} \int_0^x (18000 - 300 x) dx$$

$$u = \frac{1}{AE} \left(18000 x - 300 \frac{x^2}{2} \right) + C_1$$

$$u(0) = 0 \Rightarrow C_1 = 0$$

$$u = \frac{1}{AE} (18000x - 150x^2)$$

$$u = \frac{1}{2 \times 30 \times 10^6} (18000x - 150x^2)$$

Now choose $u = C_0 + C_1x + C_2x^2$ (1)

$$\frac{du}{dx} = C_1 + 2C_2x$$

Differential equation $AE \frac{du}{dx} - P(x) = 0$ (2)

$$u(0) = 0 \Rightarrow C_0 = 0$$

Substituting (1) into (2) to yield R (error function)

$$AE [C_1 + 2C_2x] - (18000 - 300x) = R$$
 (3)

By collocation:

2 unknowns so evaluate R at 2 points

$$a + x = \frac{L}{2} \text{ and } x = L$$

$$R \left(C, x = \frac{L}{2} = 0 \right) = AE \left[C_1 + 2C_2 \frac{L}{2} \right] - 18000 + 300 \frac{L}{2} = 0$$

$$R(C, x = L) = 0 = AE [C_1 + 2C_2L] - 18000 + 300L = 0$$
 (4)

Simplifying (4)

$$-AE [C_1 + C_2L] + 18000 - 150L = 0$$
 (5.1)

$$AE [C_1 + 2C_2L] - 18000 + 300L = 0$$
 (5.2)

Substituting (5.1) from (5.2)

$$AE C_2 L + 0 + 150L = 0$$

$$C_2 = \frac{-150}{AE}$$
 (6)

Substituting (6) into (5.1)

$$AE \left[C_1 + \frac{-150}{AE} L \right] - 18000 + 150L = 0$$

$$AEC_1 = 18000 - \cancel{150L} + \cancel{150L} = 0$$

$$C_1 = \frac{18000}{AE}$$
 (7)

$u = \frac{18000}{AE} x + \frac{150}{AE} x^2 = \frac{1}{AE} (18000x - 150x^2)$ This gives the result which is same as the exact solution of differential equation.

Subdomain method:

Use 2 subintervals as 2 C 's

$$\int_0^{L/2} R dx = 0 = \int_0^{L/2} \{AE [C_1 + 2C_2x] - 18000 + 300x\} dx = 0$$

$$\int_{L/2}^L R dx = 0 = \int_{L/2}^L \{AE [C_1 + 2C_2x] - 18000 + 300x\} dx = 0 \quad (8)$$

$$\left\{ AE \left[C_1 x + 2C_2 \frac{x^2}{2} \right] - 18000x + 300 \frac{x^2}{2} \right\} \Big|_0^{L/2} = 0$$

$$\left\{ AE \left[C_1 x + 2C_2 \frac{x^2}{2} \right] - 18000x + 150x^2 \right\} \Big|_{L/2}^L = 0 \quad (9)$$

$$AE \left[C_1 \frac{L}{2} + C_2 \left(\frac{L}{2} \right)^2 \right] - 18000 \left(\frac{L}{2} \right) + 150 \left(\frac{L}{2} \right)^2 = 0$$

and $AE \left[C_1 \left(L - \frac{L}{2} \right) + C_2 \left(L^2 - \left(\frac{L}{2} \right)^2 \right) \right] - 18000 \left(L - \frac{L}{2} \right) + 150 \left[L^2 - \left(\frac{L}{2} \right)^2 \right] = 0 \quad (10)$

Simplifying (10)

$$-AE \left[C_1 \frac{L}{2} + C_2 \left(\frac{L}{2} \right)^2 \right] - 9000L + 150 \left(\frac{L}{2} \right)^2 = 0 \quad (11.1)$$

$$AE \left[C_1 \frac{L}{2} + C_2 \frac{3L^2}{4} \right] - 9000L + 150 \left(\frac{3L^2}{4} \right) = 0 \quad (11.2)$$

Substituting (11.1) from (11.2)

$$AE C_2 \frac{L^2}{2} + 0 + 150 \frac{L^2}{2} = 0$$

$$C_2 = \frac{-150}{AE} \quad (12)$$

Substituting (12) into (11.1)

$$AE \left[C_1 \frac{L}{2} + \left(\frac{-150}{AE} \right) \left(\frac{L}{2} \right)^2 \right] - 9000L + 150 \left(\frac{L}{2} \right)^2 = 0$$

$$C_1 = \frac{18000}{AE} \quad (13)$$

Same values for C_1 and C_2 as previous solution. Same u as exact solution

Least square method:

2 C 's need 2 integrals

$$\int_0^L R \frac{\partial R}{\partial C_1} dx = 0 \quad \text{by (3.13.10)} \quad (14)$$

$$\frac{\partial R}{\partial C_1} \stackrel{(3)}{=} AE (1) \quad \text{and} \quad \frac{\partial R}{\partial C_2} = AE 2x \quad (15)$$

$$\int_0^L \{AE [C_1 + 2C_2x] - 18000 + 300x\} AE dx = 0$$

$$\int_0^L \{AE (C_1 + 2C_2x) - 18000 + 300x\} AE 2x dx = 0 \quad (16)$$

Integrating and simplifying

$$-\frac{x}{2} AE [C_1 x + C_2 \frac{x^2}{2}] - 18000 x + \frac{300 x^2}{2} = 0$$

$$AE \left[C_1 \frac{x^2}{2} + 2C_2 \frac{x^3}{3} \right] - 18000 \frac{x^2}{2} + 300 \frac{x^3}{3} = 0 \quad (17)$$

$$AE \left[\frac{2}{3} x^3 - \frac{x^3}{2} \right] C_2 + 0 + 300 \left(\frac{x^3}{3} - \frac{x^3}{4} \right) = 0$$

$$AE \frac{1}{6} C_2 + 300 \left(\frac{1}{12} \right) = 0$$

$$C_2 = \frac{-300}{12} \frac{6}{AE} = \frac{-150}{AE} \quad (18)$$

Substituting (18) into (17)

$$AE \left[C_1 x + \left(\frac{-150}{AE} \right) x^2 \right] - 18,000 x + 150 x^2 = 0$$

$$C_1 = \frac{18000}{AE} \quad (19)$$

Galerkin's method:

$$\int R W_i dx = 0 \quad \text{by Equation (3.13.13)} \quad (20)$$

Need 2 equations

$$\text{Let } W_1 = x \text{ and } W_2 = x^2 \quad (21)$$

$$\int_0^L \{AE [C_1 + 2C_2 x] - 18000 + 300 x\} x dx = 0$$

$$\int_0^L \{AE [C_1 + 2C_2 x] - 18000 + 300 x\} x^2 dx = 0 \quad (22)$$

$$\left\{ AE \left[C_1 \frac{x^2}{2} + 2C_2 \frac{x^3}{3} \right] - 18000 \frac{x^2}{2} + 300 \frac{x^3}{3} \right\}_0^L = 0$$

$$\left\{ AE \left[C_1 \frac{x^3}{3} + 2C_2 \frac{x^4}{4} \right] - 18000 \frac{x^3}{3} + 300 \frac{x^4}{4} \right\}_0^L = 0$$

$$\frac{-2L}{3} AE \left[C_1 \frac{L^2}{2} + \frac{2}{3} C_2 L^3 \right] - 9000 L^2 + 100 L^3 = 0$$

$$AE \left[C_1 \frac{L^3}{3} + C_2 \frac{L^4}{2} \right] - 6000 L^3 + \frac{300}{4} L^4 = 0 \quad (23)$$

$$AE \left[\frac{-4}{9} C_2 L^3 + C_2 \frac{L^4}{2} \right] + 0 + \left[\frac{300}{4} - \frac{200}{3} \right] L^3 = 0$$

$$AE \left[\left(\frac{-8+9}{18} \right) C_2 \right] + \frac{900-800}{12} = 0$$

$$C_2 = -\left(\frac{100}{12}\right) \frac{1.5}{AE}$$

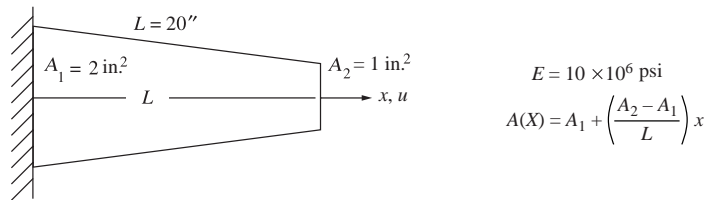
$$C_2 = \frac{-150}{AE} \quad (24)$$

(24) into (23)

$$AE \left[C_1 \frac{L^2}{2} + \frac{2}{3} \left(\frac{-150}{AE} L^3 \right) \right] - 9000 L^3 + 100 L^3 = 0$$

$$C_1 = \frac{18000}{AE} \quad (25)$$

3.60



Exact solution

$$P - EA(x) \frac{du}{dx} = 0$$

$$du = \frac{P dx}{EA(x)}$$

$$\int_0^x du = \int_0^x \frac{P dx}{EA(x)}$$

$$u(x) = \int_0^x \frac{P dx}{E \left[A_1 + \left(\frac{A_2 - A_1}{L}\right)x \right]}$$

$$\therefore u(x) = \frac{PL}{E(A_2 - A_1)} \left\{ \ln \left[A_1 + \left(\frac{A_2 - A_1}{L}\right)x \right] - \ln A_1 \right\}$$

x, in.	u(x), in.
0	0
6.66	3.642×10^{-4}
13.32	8.099×10^{-4}
19.98	1.384×10^{-3}

Collocation method:

$$\text{Let } u(x) = C_1x + C_2x^2 + C_3x^3$$

$$u(0) = 0 \text{ satisfied}$$

3 C_i 's. So need error to go to zero at 3 points.

$$x = \frac{L}{3}, \frac{2L}{3}, L$$

$$A(x) E \frac{du}{dx} - P = 0$$

$$\therefore \left[A_1 + \left(\frac{A_2 - A_1}{L} \right) x \right] E (C_1 + 2C_2x + 3C_3x^2) - P = R \quad (R = \text{the error})$$

$$\therefore R(C, x) \Big|_{x=\frac{L}{3}} = 0, \quad R(C, x) \Big|_{x=\frac{2L}{3}} = 0, \quad R(C, x) \Big|_{x=L} = 0$$

3 equations follow using Mathcad

Given

$$\left(2 - \frac{1 \left(\frac{20}{3} \right)}{20} \right) E \left[C_1 + 2 C_2 \left(\frac{20}{3} \right) + 3 C_3 \left(\frac{20}{3} \right)^2 \right] - 1000 = 0$$

$$\left[2 - \left(\frac{1}{20} \right) \left(\frac{40}{3} \right) \right] E \left[C_1 + 2 C_2 \left(\frac{40}{3} \right) + 3 C_3 \left(\frac{40}{3} \right)^2 \right] - 1000 = 0$$

$$[2 - (1)] E (C_1 + 2 C_2 20 + 3 C_3 20^2) - 1000 = 0$$

$$\text{Find } (C_1, C_2, C_3) \rightarrow \begin{pmatrix} \frac{11}{200000} \\ 0 \\ \frac{3}{8000000} \end{pmatrix}$$

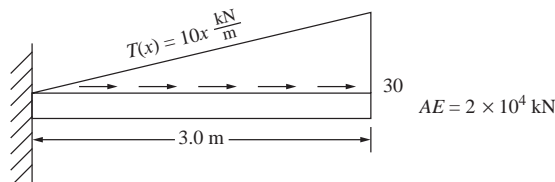
$$C_1 = \frac{11}{200000}; \quad C_2 = 0; \quad C_3 = \frac{3}{8000000}$$

$$uc(x) = C_1 x + C_2 x^2 + C_3 x^3$$

$x =$	Collocation solution $uc(x) =$	Exact solution $u(x) =$
0	0	0
6.66	3.774×10^{-4}	3.642×10^{-4}
13.32	8.212×10^{-4}	8.099×10^{-4}
19.98	1.398×10^{-3}	1.384×10^{-3}

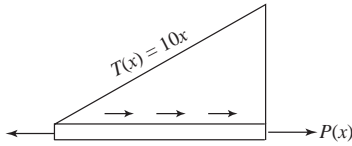
(For use of other methods see P. 3.59 and P. 3.61)

3.61



Exact solution

$$u = \frac{1}{AE} \int_0^x P(x) dx$$



$$R_1 = \frac{1}{2} (30 \times 3) = 45 \text{ kN}$$

$$P(x) = 45 - 10x \frac{x}{2} = 45 - 5x^2$$

$$u = \frac{1}{AE} \int_0^x (45 - 5x^2) dx$$

$$u = \frac{1}{AE} \left(45x - \frac{5x^3}{3} \right) + C$$

$$u(0) = 0 \Rightarrow C = 0$$

$$\therefore u = \frac{1}{AE} \left(45x - \frac{5x^3}{3} \right) \quad (\text{A})$$

Collocation method:

$$\text{Let } u = C_1x + C_2x^2 + C_3x^3 \quad (\text{B})$$

$$AE \frac{du}{dx} - P(x) = 0 \quad (1)$$

$$\frac{du}{dx} = C_1 + 2C_2x + 3C_3x^2 \quad (2)$$

$$R = AE [C_1 + 2C_2x + 3C_3x^2] - (45 - 5x^2) = 0 \quad (3)$$

3 C's, therefore, need 3 equations

$$R \left(C, x = \frac{L}{3} \right) = 0$$

$$R \left(C, x = \frac{2L}{3} \right) = 0 \quad (4)$$

$$R(C, x = L) = 0$$

Substituting for R using Equation (3) into (4)

$$AE \left[C_1 + 2C_2 \frac{L}{3} + 3C_3 \left(\frac{L}{3} \right)^2 \right] - 45 + 5 \left(\frac{L}{3} \right)^2 = 0$$

$$AE \left[C_1 + 2C_2 \left(\frac{2L}{3} \right) + 3C_3 \left(\frac{2L}{3} \right)^2 \right] - 45 + 5 \left(\frac{2L}{3} \right)^2 = 0$$

$$AE [C_1 + 2 C_2L + 3 C_3L^2] - 45 + 5 L^2 = 0 \quad (5)$$

Solving for $C_1 - C_3$ in Mathcad

Given

$$AE \left(3C_3 \frac{L^2}{9} + C_1 + 2 C_2 \frac{L}{3} \right) = 45 - 5 \frac{L^2}{9}$$

$$AE \left(3 C_3 4 \frac{L^2}{9} + C_1 + 2 C_2 2 \frac{L}{3} \right) = 45 - 5 \times 4 \times \frac{L^2}{9}$$

$$AE (C_1 + 2 C_2 L + 3 C_3 L^2) = 45 - 5 L^2$$

$$\text{Find } (C_1, C_2, C_3) \rightarrow \begin{pmatrix} \frac{45}{AE} \\ 0 \\ \frac{-5}{3AE} \end{pmatrix} \quad (6)$$

Equation (6) into (B)

$$u = \frac{45 x}{AE} + 0 + \frac{-5 x^3}{3 AE} \quad (7)$$

Equation (7) is identical to exact solution given by Equation (A).

Subdomain method:

3C's, 3 intervals needed

$$\begin{aligned} \int_0^{L/3} R dx &= 0 \\ 0 &= \int_0^{L/3} \{AE [C_1 + 2C_2x + 3C_3x^2] - (45 - 5x^2)\} dx \\ 0 &= \int_{L/3}^{2L/3} \{AE [C_1 + 2C_2x + 3C_3x^2] - (45 - 5x^2)\} dx \\ 0 &= \int_{2L/3}^L \{AE [C_1 + 2C_2x + 3C_3x^2] - (45 - 5x^2)\} dx \end{aligned} \quad (8)$$

Integrate and simplify (8)

$$\begin{aligned} AE \left[C_1 \frac{L}{3} + C_2 \left(\frac{L}{3} \right)^2 + C_3 \left(\frac{L}{3} \right)^3 \right] - 45 \frac{L}{3} + \frac{5}{3} \left(\frac{L}{3} \right)^3 &= 0 \\ AE \left[C_1 \frac{L}{3} + C_2 \left(\frac{1}{3} L^2 \right) + C_3 \frac{7}{27} L^3 \right] - 45 \frac{L}{3} + \frac{5}{3} \left(\frac{7}{27} \right) L^3 &= 0 \\ AE \left[C_1 \frac{L}{3} + C_2 \frac{5}{9} L^2 + C_3 \left(\frac{19}{27} \right) L^3 \right] - 45 \frac{L}{3} + \frac{5}{3} \left(\frac{19}{27} \right) L^3 &= 0 \end{aligned} \quad (9)$$

Solve using Mathcad for C₁-C₃

Given

$$\begin{aligned} AE \left[C_1 \left(\frac{L}{3} \right) + C_2 \left(\frac{L}{3} \right)^2 + C_3 \left(\frac{L}{3} \right)^3 \right] - 45 \left(\frac{L}{3} \right) + \frac{5}{3} \left(\frac{L}{3} \right)^3 &= 0 \\ \frac{1}{3} AE C_1 L + \frac{1}{3} AE C_2 L^2 + \frac{7}{27} AE C_3 L^3 - 15 L + \frac{35}{81} L^3 &= 0 \\ \frac{1}{3} AE C_1 L + \frac{5}{9} AE C_2 L^2 + \frac{19}{27} AE C_3 L^3 - 15 L + \frac{95}{81} L^3 &= 0 \end{aligned}$$

$$\text{Find } (C_1, C_2, C_3) \rightarrow \begin{pmatrix} \frac{45}{AE} \\ 0 \\ \frac{-5}{3AE} \end{pmatrix} \text{ Same C's as in collocation method} \quad (10)$$

Least squares method:

3 C's need 3 integrals

$$\int_0^L R \frac{\partial R}{\partial C_i} dx = 0 \quad \text{by (3.13.10)} \quad (11)$$

$$\begin{aligned} \frac{\partial R}{\partial C_1} &= AE, & \frac{\partial R}{\partial C_2} &= AE2x \\ \frac{\partial R}{\partial C_3} &= AE3x^2 \end{aligned} \quad (12)$$

$$\begin{aligned} \int_0^L \{AE [C_1 + 2C_2x + 3C_3x^2] - 45 + 5x^2\} AE dx &= 0 \\ \int_0^L \{AE [C_1 + 2C_2x + 3C_3x^2] - 45 + 5x^2\} AE 2x dx &= 0 \\ \int_0^L \{AE [C_1 + 2C_2x + 3C_3x^2] - 45 + 5x^2\} AE 3x^2 dx &= 0 \end{aligned} \quad (13)$$

Simplifying (13)

$$\begin{aligned} AE [C_1L + C_2L^2 + C_3L^3 - 45L + \frac{5}{3}L^3] &= 0 \\ AE \left[C_1 \frac{L^2}{2} + \frac{2C_2L^3}{3} + \frac{3C_3L^4}{4} \right] - 45 \frac{L^2}{2} + \frac{5L^4}{4} &= 0 \\ AE \left[C_1 \frac{L^3}{3} + C_2 \frac{L^4}{2} + \frac{3}{5}C_3L^5 \right] - \frac{45}{3}L^3 + L^5 &= 0 \end{aligned} \quad (14)$$

Solving (14) for $C_1 - C_3$ using Mathcad.

Least squares method:

Given

$$\begin{aligned} AE (C_1L + C_2L^2 + C_3L^3) - 45L + \left(\frac{5}{3}\right)L^3 &= 0 \\ AE \left[C_1 \left(\frac{L^2}{2}\right) + 2C_2 \left(\frac{L^3}{3}\right) + 3C_3 \left(\frac{L^4}{4}\right) \right] - 45 \left(\frac{L^2}{2}\right) + 5 \left(\frac{L^4}{4}\right) &= 0 \\ AE \left[C_1 \left(\frac{L^3}{3}\right) + C_2 \left(\frac{L^4}{2}\right) + \left(\frac{3}{5}\right)C_3L^5 \right] - \frac{45}{3}L^3 + L^5 &= 0 \end{aligned}$$

Find $(C_1, C_2, C_3) \begin{pmatrix} \frac{45}{AE} \\ 0 \\ -\frac{5}{3AE} \end{pmatrix}$ Same C's as in other methods

Galerkin's method:

$$\int_0^L R W_i dx = 0 \quad (3.13.13)$$

Need 3 equations

$$\text{Let } W_1 = x, W_2 = x^2, W_3 = x^3$$

$$\int_0^L \{AE [C_1 + 2C_2x + 3C_3x^2] - 45 + 5x^2\} x \, dx = 0$$

$$\int_0^L \{AE [C_1 + 2C_2x + 3C_3x^2] - 45 + 5x^2\} x^2 \, dx = 0$$

$$\int_0^L \{AE [C_1 + 2C_2x + 3C_3x^2] - 45 + 5x^2\} x^3 \, dx = 0$$

$$AE \left[C_1 \frac{x^2}{2} + \frac{2C_2x^3}{3} + \frac{3C_3x^4}{4} \right] - 45 \frac{x^2}{2} + \frac{5x^4}{4} \Big|_0^L = 0$$

$$AE \left[C_1 \frac{x^3}{3} + \frac{2C_2x^4}{4} + \frac{3C_3x^5}{5} \right] - 45 \frac{x^3}{4} + \frac{5x^5}{5} \Big|_0^L = 0$$

$$AE \left[C_1 \frac{x^4}{4} + \frac{2C_2x^5}{5} + \frac{3C_3x^6}{6} \right] - 45 \frac{x^4}{4} + \frac{5x^6}{6} \Big|_0^L = 0$$

Simplifying

$$AE \left[C_1 \frac{L^2}{2} + \frac{2C_2L^3}{3} + \frac{3C_3L^4}{4} \right] - 45 \frac{L^2}{2} + \frac{5}{4} L^4 = 0$$

$$AE \left[C_1 \left(\frac{L^3}{3} \right) + \frac{C_2L^4}{2} + \frac{3C_3L^5}{5} \right] - 15L^3 + L^5 = 0$$

$$AE \left[C_1 \frac{L^4}{4} + \frac{2C_2L^5}{5} + \frac{C_3L^6}{2} \right] - \frac{45}{4} L^4 + \frac{5L^6}{6} = 0$$

Solve for $C_1 - C_3$ using Mathcad

Given

$$AE \left[C_1 \left(\frac{L^2}{2} \right) + 2C_2 \frac{L^3}{3} + 3C_3 \frac{L^4}{4} \right] - 45 \frac{L^2}{2} + \frac{5}{4} L^4 = 0$$

$$AE \left[C_1 \left(\frac{L^3}{3} \right) + C_2 \frac{L^4}{2} + 3C_3 \frac{L^5}{5} \right] - 15L^3 + L^5 = 0$$

$$AE \left[C_1 \frac{L^4}{4} + 2C_2 \frac{L^5}{5} + C_3 \frac{L^6}{2} \right] - 45 \frac{L^4}{4} + 5 \frac{L^6}{6} = 0$$

$$\text{Find } (C_1, C_2, C_3) \rightarrow \begin{pmatrix} \frac{45}{AE} \\ 0 \\ \frac{-5}{3AE} \end{pmatrix}$$

3.62

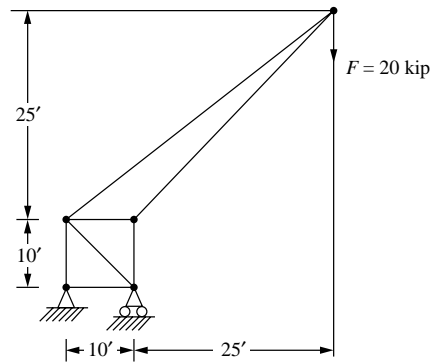


Figure P3-62 Derrick truss (FS = 4.0)

PRINT ELEMENT	TABLE ITEMS PER ELEMENT	
***** POST 1 ELEMENT	TABLE LISTING ***	
STAT CURRENT	CURRENT	
ELEM	SAXL	MFORX
1	- 3.3538E - 12	
2	50000	50000
3	4.74E - 12	4.74E - 12
4	- 70000	- 70000
5	- 70000	- 70000
6	86023	86023
7	- 98995	- 98995
MINIMUM	VALUES	
ELEM	7	7
VALUE	-98995	-98995
MAXIMUM	VALUES	
ELEM	6	6
VALUES	86023	86023

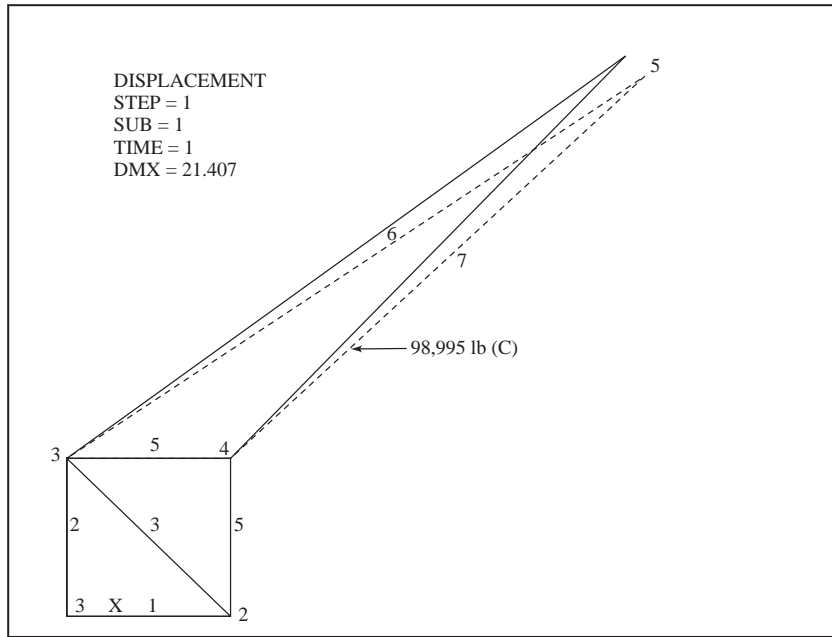


Figure 4 Free and deformed states

Try W 21 × 122 A36 steel based on critical buckling member 7. Assumed $L_e = 2.1 L$ (conservative).

3.63

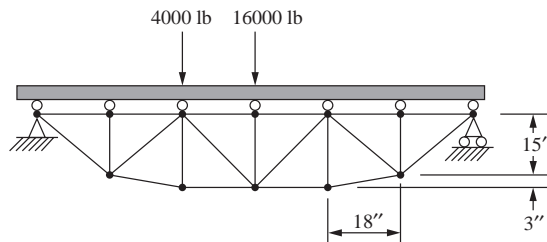
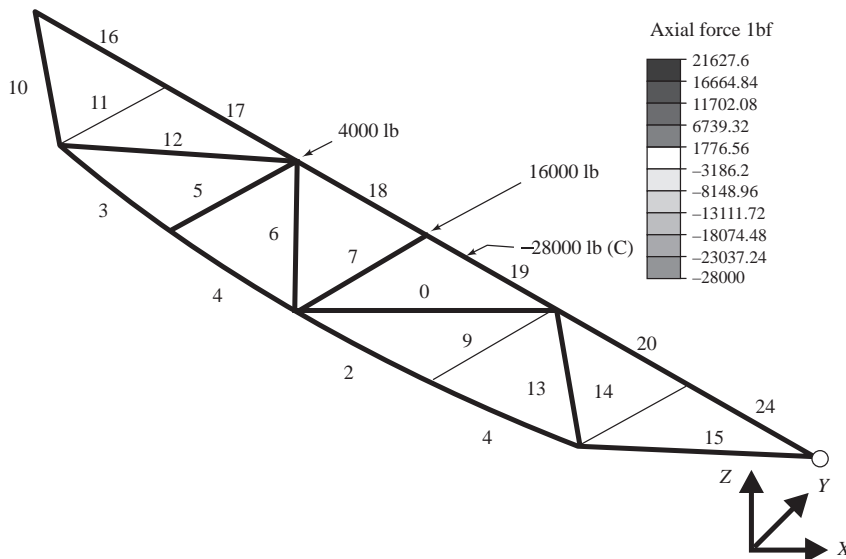


Figure P3-63 Truss bridge (FS = 3.0)



Load case: 1 of 1
 Maximum value: 21627.6 lbf
 Minimum value: -28000 lbf elements numbered
 Try S 8 × 18.4 A36 steel
 or 4.5" × 4.5" × $\frac{5}{16}$ " square tube
 (assume pin-pin ends of members)

3.64

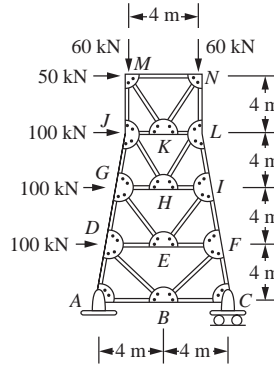


Figure P3-64 Tower (FS = 2.5)

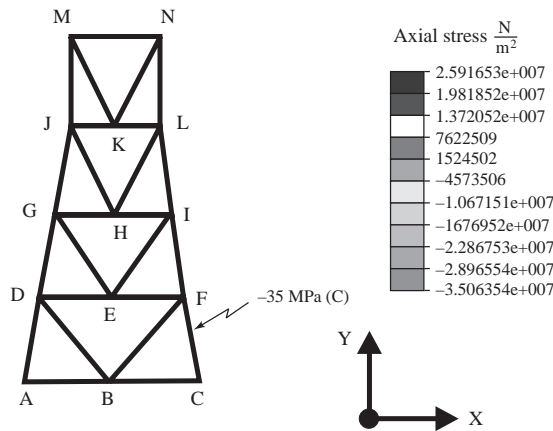


Figure 4 Stress analysis model

Try S 460 × 140 (mm × $\frac{\text{kg}}{\text{m}}$) A36 steel

$P_{\text{max comp}} = -466.35 \text{ kN}$ in member CF

3.65

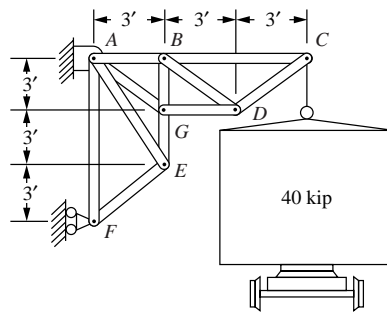


Figure P3-65 Boxcar lift (FS = 3.0)

Try one of these cross sections – 1) a square solid bar, 3.25 in. × 3.25 in., 2) a 6 × 6 × $\frac{1}{2}$ in. structural square tube, 3) a W 8 × 35 wide flange section. Any of these made of A 36 steel. The critical force of – 120,000 lb is in element *EG*. So Johnson buckling formula dictates the section selected.

3.66

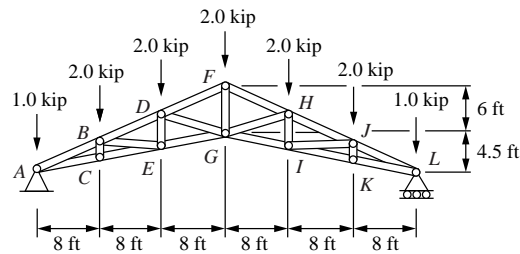


Figure P3–66 Howe scissors roof truss (FS = 2.0)

Try an S 6 × 12.5 or a 3 in. × 3 in. × $\frac{3}{6}$ in. structural square tube made of A 36 steel. The critical elements are *AB* and *JL* with force of –21,830 lb. Buckling dictates the cross section sizes recommended here.

3.67

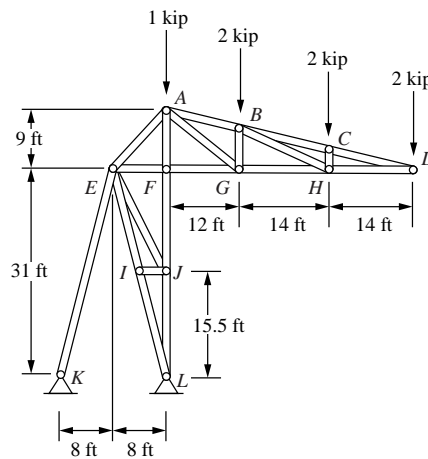
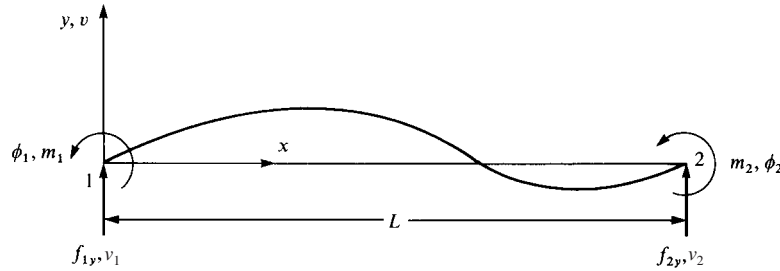


Figure P3–67 Stadium roof truss (FS = 3.0)

Try a W 6 × 25 of A 36 steel dictated by compressive force of –20,500 lb in elements *AF*, *FJ*, *JL*.

Chapter 4

4.1



Using Equation (4.1.7) plot N_1 , $\frac{dN_2}{dx}$, N_3 , $\frac{dN_4}{dx}$

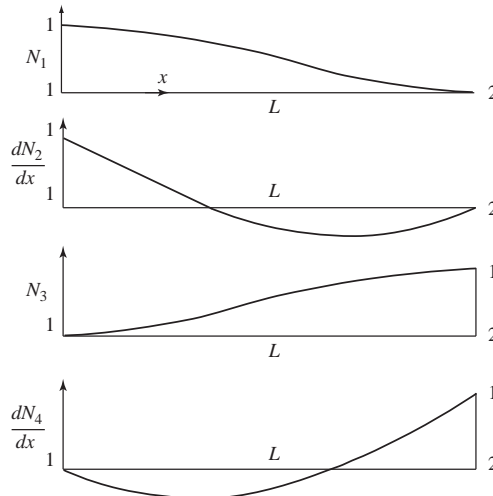
x	N_1	$\frac{dN_2}{dx}$	N_3	$\frac{dN_4}{dx}$
0	1	1	0	0
0.2L	0.896	0.32	0.104	-0.28
0.4L	0.648	-0.12	0.352	-0.32
0.6L	0.352	-0.32	0.648	-0.12
0.8L	0.104	-0.28	0.896	0.32
1.0L	0	0	1.00	1.00

where by Equation (4.1.7)

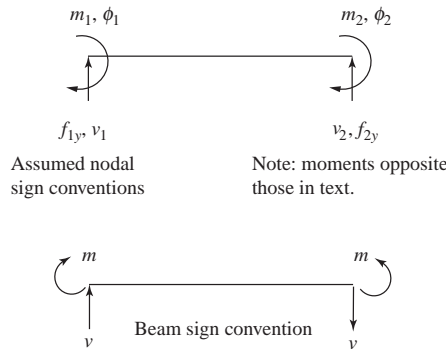
$$N_1 = \frac{1}{L^3}(2x^3 - 3x^2L + L^3)$$

$$N_2 = \frac{1}{L^3}(x^3L - 2x^2L^2 + xL^3) \text{ etc.}$$

Plots



4.2



$$v(0) = v_1 = a_4$$

$$\frac{dv(0)}{dx} = -\phi_1 = a_3$$

$$v(L) = v_2 = a_1L^3 + a_2L^2 + \begin{matrix} -\phi_1 & -v_1 \\ \uparrow & \uparrow \\ a_3L & a_4 \end{matrix}$$

$$\frac{dv(L)}{dx} = -\phi_2 = 3a_1L^2 + 2a_2L + a_3$$

$$v_2 + \frac{1}{2}\phi_2(L) = a_1 \left(L^3 - \frac{3}{2}L^3 \right) + a_2(0) + a_3L - \frac{1}{2}a_3L + a_4$$

$$v_2 + \frac{\phi_2L}{2} - \frac{1}{2}(-\phi_1)L - v_1 = a_1 \left(\frac{-1}{2}L^3 \right)$$

$$a_1 = \frac{2}{L^3} \left(-v_2 - \frac{\phi_2L}{2} - \frac{\phi_1L}{2} + v_1 \right)$$

$$v_2 = \frac{2}{L^3} \left(-v_2 - \frac{\phi_2L}{2} - \frac{\phi_1L}{2} + v_1 \right) L^3 + a_2L^2 - \phi_1L + v_1$$

$$a_2L^2 = v_2 + 2v_2 + \phi_2L + \phi_1L - 2v_1 + \phi_1L - v_1$$

$$\therefore a_2 = \frac{3}{L^2} (v_2 - v_1) + \frac{(2\phi_1 + \phi_2)}{L^2} L$$

$$v = \left[\frac{2}{L^3} (v_1 - v_2) - \frac{1}{L^2} (\phi_1 + \phi_2) \right] x^3 + \left[\frac{-3}{L^2} (v_1 - v_2) + \frac{1}{L} (2\phi_1 + \phi_2) \right] x^2 - \phi_1x + v_1$$

Note: Terms with ϕ_i s are opposite signs from v in Equation (4.1.4)

$$f_{1y} = V = \frac{EI}{L^3} \frac{d^3v(0)}{dx^3} = \frac{EI}{L^3} (12v_1 - 12v_2 - 6L\phi_1 - 6L\phi_2)$$

$$m_1 = m = EI \frac{d^2 v(0)}{dx^2} = \frac{EI}{L^3} (-6Lv_1 + 6Lv_2 + 4L^2\phi_1 + 2L^2\phi_2)$$

$$f_{2y} = V = -EI \frac{d^3 v(L)}{dx^3} = \frac{EI}{L^3} (-12v_1 + 12v_2 + 6\phi_1 L + 6\phi_2 L)$$

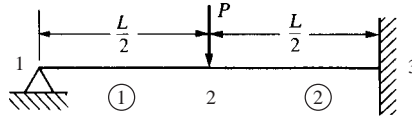
$$m_2 = -m = -EI \frac{d^2 v(L)}{dx^2} = \frac{EI}{L^3} (-12Lv_1 + 12Lv_2 + 6\phi_1 L^2 + 6\phi_2 L^2 + 6Lv_1 - 6Lv_2 - 4\phi_1 L^2 - 2\phi_2 L^2)$$

$$m_2 = \frac{EI}{L^3} (-6Lv_1 + 6Lv_2 + 2L^2\phi_1 + 4L^2\phi_2)$$

$$\begin{Bmatrix} f_{1y} \\ m_1 \\ f_{2y} \\ m_2 \end{Bmatrix} = \frac{EI}{L^3} \begin{bmatrix} 12 & -6L & -12 & -6L \\ -6L & 4L^2 & 6L & 2L^2 \\ -12 & 6L & 12 & 6L \\ -6L & 2L^2 & 6L & 4L^2 \end{bmatrix} \begin{Bmatrix} v_1 \\ \phi_1 \\ v_2 \\ \phi_2 \end{Bmatrix}$$

Note: All 6L terms have opposite signs from Equation (4.1.13), m_1 and m_2 are now negative of previous results.

4.3



Let $\frac{L}{2} = l$

Element 1-2

Element 2-3

$$[k_{1-2}] = \frac{EI}{l^3} \begin{bmatrix} 12 & 6l & -12 & 6l \\ 6l & 4l^2 & -6l & 2l^2 \\ -12 & -6l & 12 & -6l \\ 6l & 2l^2 & -6l & 4l^2 \end{bmatrix}; \quad [k_{2-3}] = \frac{EI}{l^3} \begin{bmatrix} 12 & 6l & -12 & 6l \\ 6l & 4l^2 & -6l & 2l^2 \\ -12 & -6l & 12 & -6l \\ 6l & 2l^2 & -6l & 4l^2 \end{bmatrix}$$

$$\begin{Bmatrix} F_{1y} = ? \\ M_1 = 0 \\ F_{2y} = -P \\ M_2 = 0 \\ F_{3y} = ? \\ M_3 = ? \end{Bmatrix} = \frac{EI}{l^3} \begin{bmatrix} 12 & 6l & -12 & 6l & 0 & 0 \\ 6l & 4l^2 & -6l & 2l^2 & 0 & 0 \\ -12 & -6l & 12 & -6l & -12 & 6l \\ 6l & 2l^2 & -6l & 4l^2 & -6l & 2l^2 \\ 0 & 0 & -12 & -6l & 12 & -6l \\ 0 & 0 & 6l & 2l^2 & -6l & 4l^2 \end{bmatrix} \begin{Bmatrix} v_1 = 0 \\ \phi_1 = ? \\ v_2 = ? \\ \phi_2 = ? \\ v_3 = 0 \\ \phi_3 = 0 \end{Bmatrix}$$

$$\begin{Bmatrix} 0 \\ -P \\ 0 \end{Bmatrix} = \frac{EI}{l^3} \begin{bmatrix} 4l^2 & -6l & 2l^2 \\ -6l & 24 & 0 \\ 2l^2 & 0 & 8l^2 \end{bmatrix} \begin{Bmatrix} \phi_1 \\ v_2 \\ \phi_2 \end{Bmatrix}$$

Rearrange

$$\begin{Bmatrix} 0 \\ 0 \\ -P \end{Bmatrix} = \frac{EI}{l^3} \begin{array}{cc|c} \alpha\alpha & \alpha\beta & \\ \hline 4l^2 & 2l^2 & -6l \\ 2l^2 & 8l^2 & 0 \\ \hline -6l & 0 & 24 \end{array} \begin{Bmatrix} \phi_1 \\ \phi_2 \\ v_2 \end{Bmatrix}$$

$\beta\alpha \quad \beta\beta$

Apply partition method

$$N = k_{\beta\beta} - k_{\beta\alpha} k_{\alpha\alpha}^{-1} k_{\alpha\beta}$$

$$= \frac{EI}{l^3} [24 - [-6l \ 0] \begin{bmatrix} 4l^2 & 2l^2 \\ 2l^2 & 8l^2 \end{bmatrix}^{-1} \begin{Bmatrix} -6l \\ 0 \end{Bmatrix}] = 13.7148 \frac{EI}{l^3}$$

$$d_{\beta} = N^{-1} F \Rightarrow v_2 = \frac{l^3}{13.7148 EI} (-P)$$

$$= \frac{-7Pl^3}{96EI} \Rightarrow v_2 = \boxed{\frac{-7PL^3}{768EI}}$$

$$\{d_{\alpha}\} = -[k_{\alpha\alpha}^{-1}] [k_{\alpha\beta}] \{d_{\beta}\}$$

$$\Rightarrow \{d_{\alpha}\} = \begin{Bmatrix} \phi_1 \\ \phi_2 \end{Bmatrix} = - \begin{bmatrix} 4l^2 & 2l^2 \\ 2l^2 & 8l^2 \end{bmatrix} \begin{Bmatrix} -6l \\ 0 \end{Bmatrix} \begin{bmatrix} -7Pl^3 \\ 96EI \end{bmatrix}$$

$$= \frac{1}{l^2} \begin{bmatrix} 0.2857 & -0.0714 \\ -0.0714 & 0.1429 \end{bmatrix} \begin{Bmatrix} -6l \\ 0 \end{Bmatrix} \begin{bmatrix} -7Pl^3 \\ 96EI \end{bmatrix}$$

$$\Rightarrow \begin{Bmatrix} \phi_1 \\ \phi_2 \end{Bmatrix} = \begin{bmatrix} \frac{-Pl^2}{8EI} \\ \frac{Pl^2}{32EI} \end{bmatrix} = \begin{bmatrix} \frac{-PL^2}{32EI} \\ \frac{PL^2}{128EI} \end{bmatrix}$$

Substituting back in the global matrix equation we have

$$\begin{Bmatrix} F_{1y} \\ M_1 \\ F_{2y} \\ M_2 \\ F_{3y} \\ M_3 \end{Bmatrix} = \frac{EI}{l^3} \begin{bmatrix} 12 & 6l & -12 & 6l & 0 & 0 \\ 6l & 4l^2 & -6l & 2l^2 & 0 & 0 \\ -12 & -6l & 24 & 0 & -12 & 6l \\ 6l & 2l^2 & 0 & 8l^2 & -6l & 2l^2 \\ 0 & 0 & -12 & -6l & 12 & -6l \\ 0 & 0 & 6l & 2l^2 & -6l & 4l^2 \end{bmatrix} \begin{Bmatrix} 0 \\ \frac{-Pl^2}{8EI} \\ \frac{-7Pl^3}{96EI} \\ \frac{Pl^2}{32EI} \\ 0 \\ 0 \end{Bmatrix}$$

$$F_{1y} = \frac{EI}{l^3} \left[\frac{-6Pl^3}{8EI} + \frac{7Pl^3}{8EI} + \frac{6Pl^3}{32EI} \right] = \frac{EI}{l^3} \frac{10Pl^3}{32EI} \Rightarrow \boxed{F_{1y} = \frac{5P}{16}}$$

Similarly

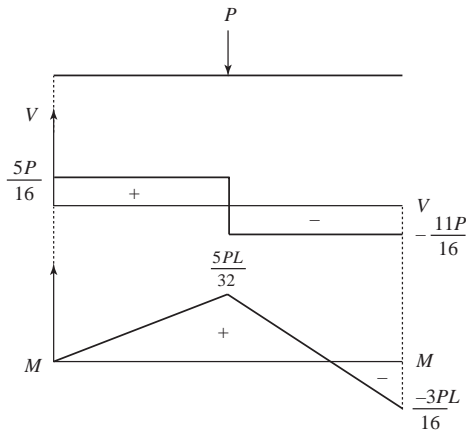
$$\boxed{M_1 = 0}$$

$$\boxed{F_{3y} = \frac{11P}{16}}$$

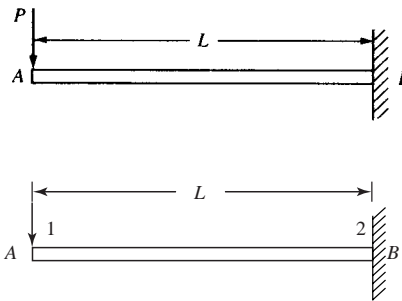
$$\boxed{F_{2y} = -P}$$

$$\boxed{M_3 = \frac{-3PL}{16}}$$

$$\boxed{M_2 = 0}$$



4.4



$$[K] = \frac{EI}{L^3} \begin{bmatrix} 12 & 6L & -12 & 6L \\ & 4L^2 & 6L & 2L^2 \\ & & 12 & -6L \\ \text{Symmetry} & & & 4L^2 \end{bmatrix}$$

Boundary conditions

$$v_2 = \phi_2 = 0$$

$$\begin{Bmatrix} -P \\ 0 \end{Bmatrix} = \frac{EI}{L^3} \begin{bmatrix} 12 & 6L \\ 6L & 4L^2 \end{bmatrix} \begin{Bmatrix} v_1 \\ \phi_1 \end{Bmatrix} \Rightarrow \phi_1 = \frac{PL^2}{2EI}$$

$$v_1 = \frac{-PL^3}{3EI}$$

Matrix forces

$$\begin{Bmatrix} F_{1x} \\ M_1 \\ F_{2y} \\ M_2 \end{Bmatrix} = \frac{EI}{L^3} \begin{bmatrix} 12 & 6L & -12 & 6L \\ & 4L^2 & -6L & 2L^2 \\ & & 12 & -6L \\ \text{Symmetry} & & & 4L^2 \end{bmatrix} \begin{Bmatrix} \frac{-PL^3}{3EI} \\ \frac{PL^2}{2EI} \\ 0 \\ 0 \end{Bmatrix}$$

$$\Rightarrow F_{1y} = \frac{EI}{L^3} \left[-12 \left(\frac{-PL^3}{3EI} \right) + 6L \left(\frac{PL^2}{2EI} \right) \right]$$

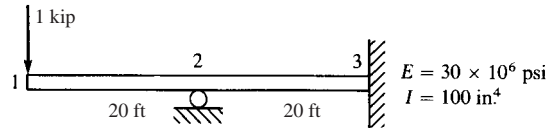
$$\Rightarrow F_{1y} = -P$$

Similarly $M_1 = 0$

$$F_{2y} = P$$

$$M_2 = -PL$$

4.5



$$[K] = \frac{EI}{L^3} \begin{bmatrix} 12 & 6L & -12 & 6L & 0 & 0 \\ & 4L^2 & -6L & 2L^2 & 0 & 0 \\ & & 24 & 0 & -12 & 6L \\ & & & 8L^2 & -6L & 2L^2 \\ \text{Symmetry} & & & & 12 & -6L \\ & & & & & 4L^2 \end{bmatrix}$$

$$E = 30 \times 10^6, \quad I = 100 \text{ in.}^4, \quad L = 20 \text{ ft} = 240 \text{ in.}$$

$$\{F\} = [K] \{d\} \Rightarrow \begin{Bmatrix} F_{1y} = -10 \\ M_1 = 0 \\ F_{2y} = ? \\ M_2 = 0 \\ F_{3y} = ? \\ M_3 = ? \end{Bmatrix} = [K] \begin{Bmatrix} v_1 \\ \phi_1 \\ v_2 \\ \phi_2 \\ v_3 \\ \phi_3 \end{Bmatrix} \text{ where } v_2 = v_3 = \phi_3 = 0$$

$$\begin{Bmatrix} -1000 \\ 0 \\ 0 \end{Bmatrix} = \frac{30 \times 10^6 (100)}{(240)^3} \begin{bmatrix} 12 & 6L & 6L \\ 6L & 4L^2 & 2L^2 \\ 6L & 2L^2 & 8L^2 \end{bmatrix} \begin{Bmatrix} v_1 \\ \phi_1 \\ \phi_2 \end{Bmatrix} \quad (1)$$

Solving for the displacements we have

$$\phi_1 = 0.0144 \text{ rad}, \quad \phi_2 = 0.0048 \text{ rad}, \quad v_1 = -2.688 \text{ in.}$$

Substituting in the equation $\{F\} = [K] \{d\}$ we have

$$\begin{Bmatrix} F_{1y} \\ M_1 \\ F_{2y} \\ M_2 \\ F_{3y} \\ M_3 \end{Bmatrix} = \frac{30 \times 10^6 (100)}{(240)} \begin{bmatrix} 12 & 6L & -12 & 6L & 0 & 0 \\ & 4L^2 & -6L & 2L^2 & 0 & 0 \\ & & 24 & 0 & -12 & 6L \\ & & & 8L^2 & -6L & 2L^2 \\ \text{Symmetry} & & & & 12 & -6L \\ & & & & & 4L^2 \end{bmatrix} \begin{Bmatrix} -2.688 \\ 0.0144 \\ 0 \\ 0.0048 \\ 0 \\ 0 \end{Bmatrix}$$

$$F_{1y} = -1000, \quad M_1 = 0,$$

$$F_{2y} = 2500 \text{ lb}, \quad M_2 = 0, \quad F_{3y} = -1500 \text{ lb}, \quad M_3 = 10 \text{ ft} \cdot \text{kip}$$

Element 1-2

$$\begin{Bmatrix} f_{1y} \\ m_1 \\ f_{2y} \\ m_2 \end{Bmatrix} = \frac{EI}{L^3} \begin{bmatrix} 12 & 6L & -12 & 6L \\ & 4L^2 & -6L & 2L^2 \\ & & 12 & -6L \\ & & & 4L^2 \end{bmatrix} \begin{Bmatrix} -2.688 \\ 0.0144 \\ 0 \\ 0.0048 \end{Bmatrix}$$

$$f_{1y} = -1000 \text{ lb}$$

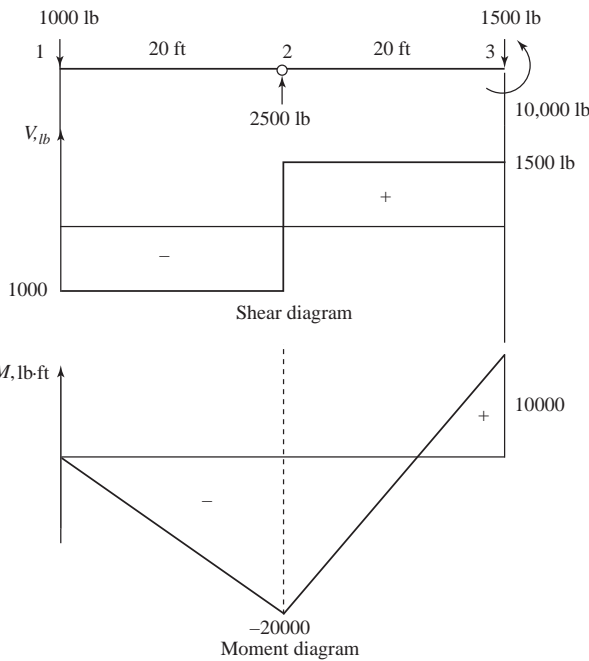
$$m_1 = 0$$

$$f_{2y} = 1000 \text{ lb}$$

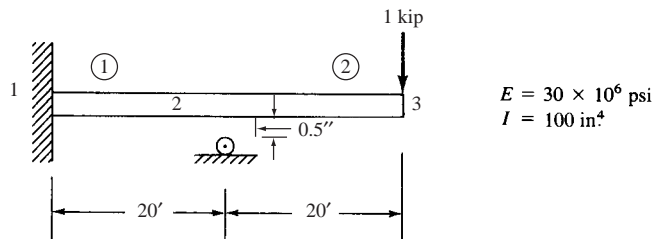
$$m_2 = -20000 \text{ ft}\cdot\text{lb}$$

Element 2-3

$$\begin{Bmatrix} f_{2y} \\ m_2 \\ f_{3y} \\ m_3 \end{Bmatrix} = \frac{EI}{L^3} \begin{bmatrix} 12 & 6L & -12 & 6L \\ & 4L^2 & -6L & 2L^2 \\ & & 12 & -6L \\ & & & 4L^2 \end{bmatrix} \begin{Bmatrix} 0 \\ 0.0048 \\ 0 \\ 0 \end{Bmatrix} \Rightarrow \begin{cases} f_{2y} = 1500 \text{ lb} \\ m_2 = 20000 \text{ ft}\cdot\text{lb} \\ f_{3y} = -1500 \text{ lb} \\ m_3 = 10000 \text{ ft}\cdot\text{lb} \end{cases}$$



4.6



$$\begin{Bmatrix} F_{1y} \\ M_1 \\ F_{2y} \\ M_2 \\ F_{3y} \\ M_3 \end{Bmatrix} = \frac{EI}{L^3} \begin{bmatrix} 12 & 6L & -12 & 6L & 0 & 0 \\ 6L & 4L^2 & -6L & 2L^2 & 0 & 0 \\ -12 & -6L & 24 & 0 & -12 & 6L \\ 6L & 2L^2 & 0 & 8L^2 & -6L & 2L^2 \\ 0 & 0 & -12 & -6L & 12 & -6L \\ 0 & 0 & 6L & 2L^2 & -6L & 4L^2 \end{bmatrix} \begin{Bmatrix} v_1 \\ \phi_1 \\ v_2 \\ \phi_2 \\ v_3 \\ \phi_3 \end{Bmatrix} \quad (1)$$

Boundary conditions $v_1 = 0, \phi_1 = 0, v_2 = -0.5 \text{ in.}$

$$\begin{Bmatrix} F_{2y} \\ 0 \\ -1000 \\ 0 \end{Bmatrix} = \frac{EI}{L^3} \begin{bmatrix} 24 & 0 & -12 & 6L \\ 0 & 8L^3 & -6L & 2L^2 \\ -12 & -6L & 12 & -6L \\ 6L & 2L^2 & -6L & 4L^2 \end{bmatrix} \begin{Bmatrix} -0.5 \text{ in.} \\ \phi_2 \\ v_3 \\ \phi_3 \end{Bmatrix} \quad (2)$$

$$\frac{EI}{L^3} = \frac{(30 \times 10^6 \text{ psi})(100 \text{ in.}^4)}{(240 \text{ in.})^3} = 217 \frac{\text{lb}}{\text{in.}}$$

$$\begin{Bmatrix} 0 \\ -1000 \\ 0 \end{Bmatrix} = 217 \begin{bmatrix} 0 & 8L^2 & -6L & 2L^2 \\ -12 & -6L & 12 & -6L \\ 6L & 2L^2 & -6L & 4L^2 \end{bmatrix} \begin{Bmatrix} -0.5 \text{ in.} \\ \phi_2 \\ v_3 \\ \phi_3 \end{Bmatrix} \quad (3)$$

Solving (3)

$$v_3 = -3.938 \text{ in.}$$

$$\phi_2 = -0.007925 \text{ rad}$$

$$\phi_3 = -0.01753 \text{ rad}$$

Back substituting into (1)

$$F_{1y} = -1174 \text{ lb}$$

$$M_1 = -41,875 \text{ lb}\cdot\text{in.}$$

$$F_{2y} = 2174 \text{ lb}$$

Element 1

$$\begin{Bmatrix} f_{1y} \\ m_1 \\ f_{2y} \\ m_2 \end{Bmatrix} = \frac{EI}{L^3} \begin{bmatrix} 12 & 6L & -12 & 6L \\ 6L & 4L^2 & -6L & 2L^2 \\ -12 & -6L & 12 & -6L \\ 6L & 2L^2 & -6L & 4L^2 \end{bmatrix} \begin{Bmatrix} v_1 = 0 \\ \phi_1 = 0 \\ v_2 = -0.5 \text{ in.} \\ \phi_2 = -0.00793 \end{Bmatrix}$$

$$= \begin{Bmatrix} -1174 \text{ lb} \\ -41,875 \text{ lb}\cdot\text{in.} \\ 1174 \text{ lb} \\ -240,000 \text{ lb}\cdot\text{in.} \end{Bmatrix}$$

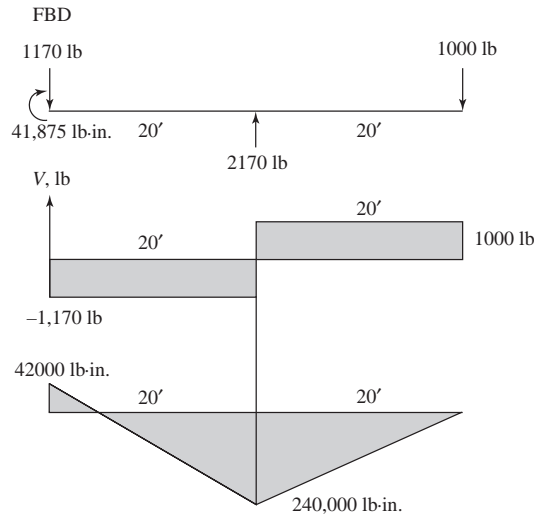
Element 2

$$\begin{Bmatrix} f_{2y}^{(2)} \\ m_2^{(2)} \\ f_{3y}^{(2)} \\ m_3^{(2)} \end{Bmatrix} = \frac{EI}{L^3} \begin{bmatrix} 12 & 6L & -12 & 6L \\ 6L & 4L^2 & -6L & 2L^2 \\ -12 & -6L & 12 & -6L \\ 6L & 2L^2 & -6L & 4L^2 \end{bmatrix} \begin{Bmatrix} -0.5 \text{ in.} \\ -0.0079 \\ -3.938 \text{ in.} \\ -0.01753 \end{Bmatrix}$$

$$f_{2y}^{(2)} = 1000 \text{ lb} = -f_{3y}^{(2)}$$

$$m_2^{(2)} = 240,000 \text{ lb}\cdot\text{in.}$$

$$m_3^{(2)} = 0$$



4.7

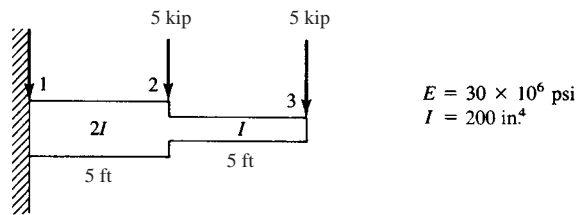
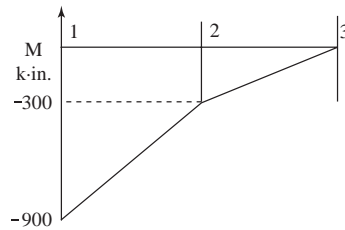


Figure P4-7



$$\begin{Bmatrix} F_{1y} \\ M_1 \\ -5000 \\ 0 \\ -5000 \\ 0 \end{Bmatrix} = \frac{EI}{L^3} \begin{bmatrix} 24 & 12L & -24 & 12L & 0 & 0 \\ 12L & 8L^2 & -12L & 4L^2 & 0 & 0 \\ -24 & -12L & 36 & -6L & -12 & 6L \\ 12L & 4L^2 & -6L & 12L^2 & -6L & 2L^2 \\ 0 & 0 & -12 & -6L & 12 & -6L \\ 0 & 0 & 6L & 2L^2 & -6L & 4L^2 \end{bmatrix} \begin{Bmatrix} 0 \\ 0 \\ v_2 \\ \phi_2 \\ v_3 \\ \phi_3 \end{Bmatrix} \quad (A)$$

Solving the last four equations of (A)

$$\begin{aligned} v_2 &= -0.105 \text{ in.} \\ \phi_2 &= -0.003 \text{ rad} \\ v_3 &= -0.345 \text{ in.} \\ \phi_3 &= -0.0045 \text{ rad} \end{aligned} \quad (B)$$

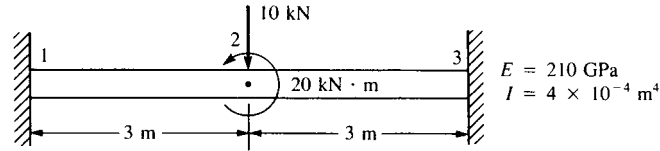
(B) in (A)

$$\begin{aligned} \Rightarrow F_{1y} &= \frac{(30 \times 10^6)(200)}{60^3(1000)} [-24(-0.105) + 720(-0.003)] \\ &= 10 \text{ kip} \end{aligned}$$

$$M_1 = \frac{(30 \times 10^6)(200)}{60^3(1000 \times 12)} [-720(-0.105) + 14400(-0.003)]$$

$$= 75 \text{ kip} \cdot \text{ft}$$

4.8



$$[k_{1-2}] = \frac{EI}{L^3} \begin{bmatrix} 12 & 6L & -12 & 6L \\ & 4L^2 & -6L & 2L^2 \\ \text{Symmetry} & & 12 & -6L \\ & & & 4L^2 \end{bmatrix}$$

$$[k_{2-3}] = \frac{EI}{L^3} \begin{bmatrix} 12 & 6L & -12 & 6L \\ & 4L^2 & -6L & 2L^2 \\ \text{Symmetry} & & 12 & -6L \\ & & & 4L^2 \end{bmatrix}$$

Boundary conditions

$$v_1 = \phi_1 = v_3 = \phi_3 = 0$$

$$[K] = \frac{EI}{L^3} \begin{bmatrix} 24 & 0 \\ 0 & 8L^2 \end{bmatrix}$$

$$\begin{Bmatrix} F_{2y} = -1000 \text{ N} \\ M_2 = 20000 \text{ N} \cdot \text{m} \end{Bmatrix} = \frac{(210 \times 10^9)(4 \times 10^{-4})}{(3)^3} \begin{bmatrix} 24 & 0 \\ 0 & 8L^2 \end{bmatrix} \begin{Bmatrix} v_2 \\ \phi_2 \end{Bmatrix}$$

$$-0.0032142 = 24 v_2 \Rightarrow v_2 = -1.34 \times 10^{-4} \text{ m}$$

$$0.0064285 = 72 \phi_2 \Rightarrow \phi_2 = 8.93 \times 10^{-5} \text{ rad}$$

$$\begin{Bmatrix} F_{1y} \\ M_1 \\ F_{2y} \\ M_2 \\ F_{3y} \\ M_3 \end{Bmatrix} = \frac{(210 \times 10^9)(4 \times 10^{-4})}{3} \begin{bmatrix} 12 & 6L & -12 & 6L & 0 & 0 \\ 6L & 4L^2 & -6L & 2L^2 & 0 & 0 \\ -12 & -6L & 24 & 0 & -12 & 6L \\ 6L & 2L^2 & 0 & 8L^2 & -6L & 2L^2 \\ 0 & 0 & -12 & -6L & 12 & -6L \\ 0 & 0 & 6L & 2L^2 & -6L & 4L^2 \end{bmatrix} \begin{Bmatrix} 0 \\ 0 \\ -1.34 \times 10^{-4} \\ 8.93 \times 10^{-5} \\ 0 \\ 0 \end{Bmatrix}$$

$$\Rightarrow F_{1y} = 3.1 \times 10^6 (-12(1.34 \times 10^{-4}) + 6(3)(8.93 \times 10^{-5})) \Rightarrow F_{1y} = 10000 \text{ N}$$

$$M_1 = 3.1 \times 10^6 (-6(3)(1.34 \times 10^{-4}) + 2(3)^2(8.93 \times 10^{-5})) \Rightarrow M_1 = 12500 \text{ N} \cdot \text{m}$$

Similarly

$$F_{2y} = -10000 \text{ N}$$

$$M_2 = 20000 \text{ N} \cdot \text{m}$$

$$F_{3y} = 1.87 \text{ N}$$

$$M_3 = -2500 \text{ N} \cdot \text{m}$$

Element 1-2

$$\begin{Bmatrix} f_{1y} \\ m_1 \\ f_{2y} \\ m_2 \end{Bmatrix} = \frac{(210 \times 10^9)(4 \times 10^{-4})}{(3)^3} \begin{bmatrix} 12 & 6L & -12 & 6L \\ 6L & 4L^2 & -6L & 2L^2 \\ -12 & -6L & 12 & -6L \\ 6L & 2L^2 & -6L & 4L^2 \end{bmatrix} \begin{Bmatrix} 0 \\ 0 \\ -1.34 \times 10^{-4} \\ 8.93 \times 10^{-5} \end{Bmatrix}$$

$$\Rightarrow f_{1y} = 10000 \text{ N}$$

$$m_1 = 12500 \text{ N} \cdot \text{m}$$

$$f_{2y} = -10000 \text{ N}$$

$$m_2 = 17500 \text{ N} \cdot \text{m}$$

Element 2-3

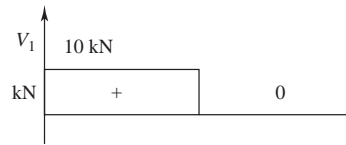
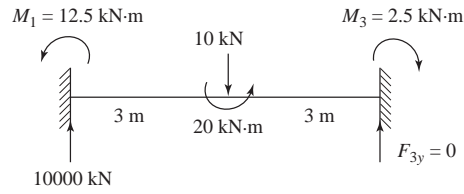
$$\begin{Bmatrix} f_{2y} \\ m_2 \\ f_{3y} \\ m_3 \end{Bmatrix} = \frac{(210 \times 10^9)(4 \times 10^{-4})}{(3)^3} \begin{bmatrix} 12 & 6L & -12 & 6L \\ 6L & 4L^2 & -6L & 2L^2 \\ -12 & -6L & 12 & -6L \\ 6L & 2L^2 & -6L & 4L^2 \end{bmatrix} \begin{Bmatrix} -1.34 \times 10^{-4} \\ 8.93 \times 10^{-5} \\ 0 \\ 0 \end{Bmatrix}$$

$$\Rightarrow f_{2y} = -1.87 \text{ N}$$

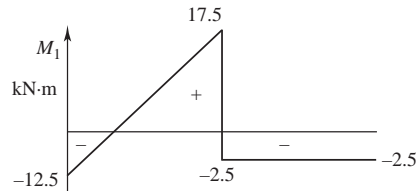
$$m_2 = 2500 \text{ N} \cdot \text{m}$$

$$f_{3y} = 1.87 \text{ N}$$

$$m_3 = -2500 \text{ N} \cdot \text{m}$$

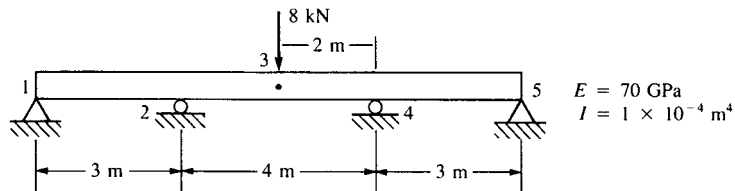


Shear diagram

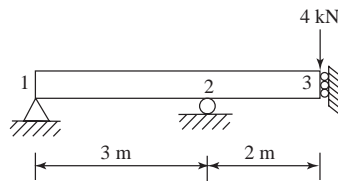


Moment diagram

4.9



Using symmetry



$$[k_{1-2}] = EI \begin{bmatrix} \frac{12}{27} & \frac{6}{9} & -\frac{12}{27} & \frac{6}{9} \\ & \frac{4}{3} & -\frac{6}{9} & \frac{2}{3} \\ & & \frac{12}{27} & -\frac{6}{9} \\ \text{Symmetry} & & & \frac{4}{3} \end{bmatrix}$$

$$[k_{2-3}] = EI \begin{bmatrix} \frac{12}{8} & \frac{6}{4} & -\frac{12}{8} & \frac{6}{4} \\ & \frac{4}{2} & -\frac{6}{4} & \frac{3}{2} \\ & & \frac{12}{8} & -\frac{6}{4} \\ & & & \frac{4}{2} \end{bmatrix}$$

Applying the boundary conditions

$$v_1 = v_2 = \phi_3 = 0 \text{ we have}$$

$$\begin{cases} M_1 = 0 \\ M_2 = 0 \\ F_{3y} = -4000 \text{ N} \end{cases} = EI \begin{bmatrix} \frac{4}{3} & \frac{2}{3} & 0 \\ \frac{2}{3} & \frac{10}{3} & -\frac{3}{2} \\ 0 & -\frac{3}{2} & \frac{3}{2} \end{bmatrix} \begin{cases} \phi_1 \\ \phi_2 \\ v_3 \end{cases}$$

which implies

$$0 = \frac{4}{3} \phi_1 + \frac{2}{3} \phi_2 \Rightarrow \phi_1 = -\frac{1}{2} \phi_2$$

$$0 = \frac{2}{3} \left(-\frac{1}{2} \phi_2 \right) + \frac{10}{3} \phi_2 - \frac{3}{2} v_3 \Rightarrow \phi_2 = \frac{1}{2} v_3$$

$$-4000 \text{ N} = (70 \times 10^9) (1 \times 10^{-4}) \left[-\frac{3}{2} \left(\frac{1}{2} v_3 \right) + \frac{3}{2} v_3 \right]$$

$$v_3 = -7.619 \times 10^{-4} \text{ m}$$

$$\Rightarrow \phi_2 = \frac{-1}{2} (-7.619 \times 10^{-4}) \text{ m} \Rightarrow \phi_2 = -3.809 \times 10^{-4} \text{ rad}$$

$$\Rightarrow \phi_1 = \frac{-1}{2} \phi_2$$

$$\Rightarrow \phi_1 = 1.904 \times 10^{-4} \text{ rad}$$

$$\begin{cases} F_{1y} \\ M_1 \\ F_{2y} \\ M_2 \\ F_{3y} \\ M_3 \end{cases} = (70 \times 10^9) (1 \times 10^{-4}) \begin{bmatrix} \frac{4}{9} & \frac{2}{3} & -\frac{4}{9} & \frac{2}{3} & 0 & 0 \\ \frac{2}{3} & \frac{4}{3} & -\frac{2}{3} & \frac{2}{3} & 0 & 0 \\ -\frac{4}{9} & -\frac{2}{3} & \frac{35}{18} & \frac{5}{6} & -\frac{3}{2} & \frac{3}{2} \\ \frac{2}{3} & \frac{2}{3} & \frac{5}{6} & \frac{4}{3} & -\frac{3}{2} & 1 \\ 0 & 0 & -\frac{3}{2} & -\frac{3}{2} & \frac{3}{2} & -\frac{3}{2} \\ 0 & 0 & \frac{3}{2} & 1 & -\frac{3}{2} & 2 \end{bmatrix} \begin{cases} 0 \\ 1.904 \times 10^{-4} \\ 0 \\ -3.809 \times 10^{-4} \\ -7.619 \times 10^{-4} \\ 0 \end{cases}$$

$$F_{1y} = (7 \times 10^6) \left[\frac{2}{3} (1.904 \times 10^{-4}) + \frac{2}{3} (-3.809 \times 10^{-4}) \right]$$

$$\Rightarrow F_{1y} = -889 \text{ N}$$

Similarly

$$F_{2y} = 4889 \text{ N}, M_3 = 5333 \text{ N}\cdot\text{m}$$

Element 1-2

$$\begin{Bmatrix} f_{1y} \\ m_1 \\ f_{2y} \\ m_2 \end{Bmatrix} = (70 \times 10^9) (1 \times 10^{-4}) \begin{bmatrix} \frac{4}{9} & \frac{2}{3} & \frac{-4}{9} & \frac{2}{3} \\ \frac{2}{3} & \frac{4}{3} & \frac{-2}{3} & \frac{2}{3} \\ \frac{-4}{9} & \frac{-2}{3} & \frac{4}{9} & \frac{-2}{3} \\ \frac{2}{3} & \frac{2}{3} & \frac{-2}{3} & \frac{4}{3} \end{bmatrix} \begin{Bmatrix} 0 \\ 1.904 \times 10^{-4} \\ 0 \\ -3.809 \times 10^{-4} \end{Bmatrix}$$

$$\Rightarrow f_{1y} = -889 \text{ N}$$

$$m_1 = 0$$

$$f_{2y} = 889 \text{ N}$$

$$m_2 = -2667 \text{ N}\cdot\text{m}$$

Element 2-3

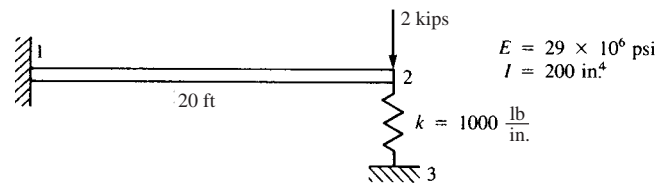
$$\begin{Bmatrix} f_{2y} \\ m_2 \\ f_{3y} \\ m_3 \end{Bmatrix} = (70 \times 10^9) (1 \times 10^{-4}) \begin{bmatrix} \frac{3}{2} & \frac{3}{2} & \frac{-3}{2} & \frac{3}{2} \\ \frac{3}{2} & 2 & \frac{-3}{2} & 1 \\ \frac{-3}{2} & \frac{-3}{2} & \frac{3}{2} & \frac{-3}{2} \\ \frac{3}{2} & 1 & \frac{-3}{2} & 2 \end{bmatrix} \begin{Bmatrix} 0 \\ -3.809 \times 10^{-4} \\ -7.619 \times 10^{-4} \\ 0 \end{Bmatrix}$$

$$\Rightarrow f_{2y} = 4000 \text{ N} = -f_{3y}$$

$$m_2 = 2667 \text{ N}\cdot\text{m}, m_3 = 5333 \text{ N}\cdot\text{m}$$

Elements 3-4 and 4-5 have same forces due to symmetry. Moments though will have opposite signs.

4.10



$$[K] = \frac{EI}{L^3} \begin{bmatrix} v_1 & \phi_1 & v_2 & \phi_2 \\ 12 & 6L & -12 & 6L \\ & 4L^2 & -6L & 2L^2 \\ & & 12 + \frac{KL^3}{EI} & -6L \\ \text{Symmetry} & & & 4L^2 \end{bmatrix} \begin{Bmatrix} v_1 \\ \phi_1 \\ v_2 \\ \phi_2 \end{Bmatrix}$$

Boundary conditions

$$v_1 = \phi_1 = 0$$

Applying the boundary conditions on equation $\{F\} = [K] \{d\}$

$$\begin{Bmatrix} F_2 = -2000 \text{ lb} \\ M_2 = 0 \end{Bmatrix} = \frac{(29 \times 10^6)(200)}{(20 \times 12)^3} \begin{bmatrix} 12 + \frac{KL^3}{EI} & -6L \\ -6L & 4L^2 \end{bmatrix} \begin{Bmatrix} v_2 \\ \phi_2 \end{Bmatrix}$$

$$\begin{aligned}
 0 &= -6(240)v_2 + 4(240)^2 \phi_2 \\
 \Rightarrow 0 &= -6v_2 + 4(240)\phi_2 \Rightarrow v_2 = 160\phi_2 \\
 -2000 &= 419.56 [(12 + (2.38) 160\phi_2 - 6(240)\phi_2)] \\
 \Rightarrow \phi_2 &= -0.005538 \text{ rad} \\
 \Rightarrow v_2 &= 160(-0.005538) \Rightarrow v_2 = -0.886 \text{ in.}
 \end{aligned}$$

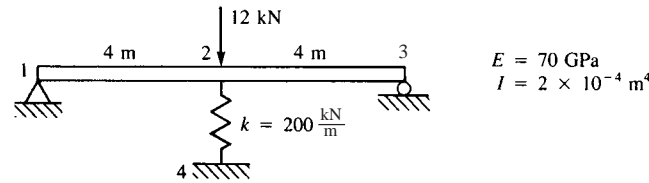
Beam element

$$\begin{Bmatrix} F_{1y} \\ M_1 \\ F_{2y} \\ M_2 \end{Bmatrix} = \frac{(29 \times 10^6)(200)}{(20 \times 12)^3} \begin{bmatrix} 12 & 6L & -12 & 6L \\ 6L & 4L^2 & -6L & 2L^2 \\ -12 & -6L & 12 & -6L \\ 6L & 2L^2 & -6L & 4L^2 \end{bmatrix} \begin{Bmatrix} 0 \\ 0 \\ -0.886 \\ -0.005538 \end{Bmatrix}$$

$$\begin{aligned}
 F_{1y} &= 1115 \text{ lbs } \uparrow, M_1 = -267 \text{ kip} \cdot \text{in.} \\
 F_{2y} &= -1115 \text{ lbs } \downarrow, M_2 = 0
 \end{aligned}$$

The extra force at node 2 is resisted by the spring.

4.11



Applying symmetry



$$[K] = \frac{EI}{L^3} \begin{bmatrix} 12 & 6L & -12 & 6L \\ & 4L^2 & -6L & 2L^2 \\ & & \frac{12+KL^3}{EI} & -6L \\ \text{Symmetry} & & & 4L^2 \end{bmatrix}$$

Applying the boundary conditions $v_1 = 0, \phi_2 = 0$ we have

$$\begin{Bmatrix} M_1 = 0 \\ F_{2y} = -6000 \text{ N} \end{Bmatrix} = \frac{(70 \times 10^9)(2 \times 10^{-4})}{4^3} \begin{bmatrix} 4L^2 & -6L \\ -6L & \frac{12+KL^3}{EI} \end{bmatrix} \begin{Bmatrix} \phi_1 \\ v_2 \end{Bmatrix}$$

$$\begin{aligned}
 \Rightarrow 0 &= 4L^2 \phi_1 - 6Lv_2 \Rightarrow \phi_1 = \frac{6}{4L} v_2 \Rightarrow \phi_1 = \frac{6}{16} v_2 \\
 -6000 &= 218750 \left[-24 \left(\frac{6}{16} \right) v_2 + 12.457 v_2 \right] \\
 \Rightarrow v_2 &= -7.9338 \times 10^{-3} \text{ m}
 \end{aligned}$$

$$\phi_1 = \frac{6}{16} (-7.9338 \times 10^{-3}) \Rightarrow \phi_1 = -2.9752 \times 10^{-3} \text{ rad}$$

$$\begin{Bmatrix} F_{1y} \\ M_1 \\ F_{2y} \\ M_2 \end{Bmatrix} = \frac{(70 \times 10^9)(2 \times 10^{-4})}{4^3} \begin{bmatrix} 12 & 6L & -12 & 6L \\ 6L & 4L^2 & -6L & 2L^2 \\ -12 & -6L & 12.457 & -6L \\ 6L & 2L^2 & -6L & 4L^2 \end{bmatrix} \begin{Bmatrix} 2 \\ -2.9752 \times 10^{-3} \\ -7.9336 \times 10^{-3} \\ 0 \end{Bmatrix}$$

$$F_{1y} = 5.208 \text{ kN } \uparrow, M_2 = 20.83 \text{ kN}\cdot\text{m } \curvearrowright$$

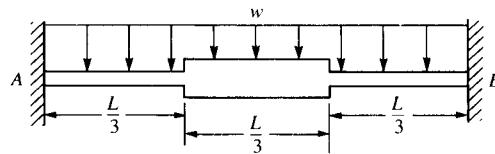
$$F_{2y} = 0 \text{ kN } \downarrow$$

$$F_{\text{spring}} = \left(200 \frac{\text{kN}}{\text{m}}\right) (7.9338 \times 10^{-3} \text{ m})$$

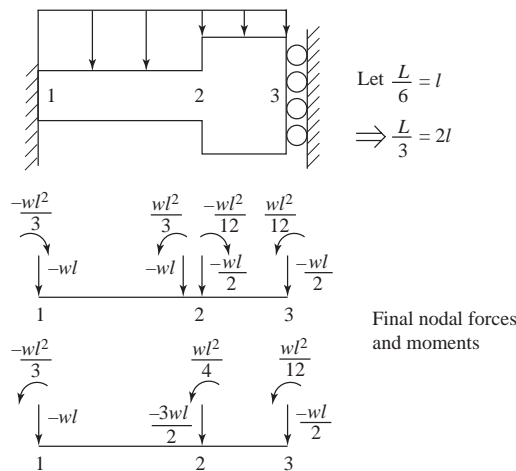
$$F_{\text{spring}} = 1.587 \text{ kN}$$

From symmetry $F_{3y} = 5.208 \text{ kN } \uparrow$

4.12



From symmetry



$$[k_{1-2}] = \frac{EI}{l^3} \begin{bmatrix} \frac{3}{2} & \frac{3}{2}l & -\frac{3}{2} & \frac{3}{2}l \\ \frac{3}{2}l & 2l^2 & -\frac{3}{2}l & l^2 \\ -\frac{3}{2} & -\frac{3}{2}l & \frac{3}{2} & -\frac{3}{2}l \\ \frac{3}{2}l & l^2 & -\frac{3}{2}l & 2l^2 \end{bmatrix} \begin{Bmatrix} v_1 \\ \phi_1 \\ v_2 \\ \phi_2 \end{Bmatrix}$$

$$[k_{2-3}] = \begin{bmatrix} v_2 & \phi_2 & v_3 & \phi_3 \\ 24 & 12l & -24 & 12l \\ 12l & 8l^2 & -12l & 4l^2 \\ -24 & -12l & 24 & -12l \\ 12l & 4l^2 & -12l & 8l^2 \end{bmatrix} \begin{Bmatrix} v_2 \\ \phi_2 \\ v_3 \\ \phi_3 \end{Bmatrix}$$

$$\begin{Bmatrix} -wl \\ -\frac{wl^2}{3} \\ -\frac{3wl}{2} \\ \frac{wl^2}{4} \\ -\frac{wl}{2} \\ \frac{wl^2}{12} \end{Bmatrix} = \frac{EI}{l^3} \begin{bmatrix} 1.5 & 1.5l & 1.5 & 1.5l & 0 & 0 \\ 1.5l & 2l^2 & -1.5l & l^2 & 0 & 0 \\ -1.5 & -1.5l & 25.5 & 10.5l & -24 & 12l \\ 1.5l & l^2 & 10.5l & 10l^2 & -12l & 4l^2 \\ 0 & 0 & -24 & -12l & 24 & -12l \\ 0 & 0 & 12l & 4l^2 & 12l & 8l^2 \end{bmatrix} \begin{Bmatrix} v_1=0 \\ \phi_1=0 \\ v_2=? \\ \phi_2=? \\ v_3=? \\ \phi_3=0 \end{Bmatrix}$$

Adding third row equation to fifth row equation we have

$$\frac{l^3}{EI} \left(\frac{-3wl}{2} - \frac{wl}{2} \right) = 25.5v_2 + 10.5l\phi_2 - 24v_3 - 24v_2 - 12l\phi_2 + 24v_3$$

$$\Rightarrow \frac{-2wl^4}{EI} = 1.5v_2 - 1.5l\phi_2$$

$$\Rightarrow v_2 = \frac{-4wl^4}{3EI} + l\phi_2 \quad (A)$$

Multiplying fourth row equation by -2 and third row equation by l and adding we have

$$\frac{l^3}{EI} \left(\frac{-3wl}{2} - \frac{wl^2}{2} \right) = 25.5lv_2 + 10.5l^2\phi_2 - 24lv_3 - 21lv_2 - 20l^2\phi_2 + 24lv_3$$

$$\Rightarrow \frac{-2wl^5}{EI} = 4.5lv_2 - 9.5l^2\phi_2 \quad (B)$$

Substituting (A) into (B)

$$\frac{-2wl^5}{EI} = 4.5l \left[\frac{-4wl^4}{3EI} + l\phi_2 \right] - 9.5l^2\phi_2$$

$$\Rightarrow \frac{-2wl^5}{EI} = \frac{-18wl^5}{3EI} + 4.5l^2\phi_2 - 9.5l^2\phi_2$$

$$\Rightarrow \frac{4wl^5}{EI} = -5l^2\phi_2 \Rightarrow \boxed{\phi_2 = \frac{-4wl^3}{5EI}}$$

$$v_2 = \frac{-4wl^4}{3EI} + l \left(\frac{-4wl^3}{5EI} \right) \Rightarrow \boxed{v_2 = \frac{-32wl^4}{15EI}}$$

Substituting in third row equation.

$$\frac{-3wl^4}{2EI} = 25.5 \left(\frac{-32}{15} \frac{wl^4}{EI} \right) + 10.5l \left(\frac{-4}{5} \frac{wl^3}{EI} \right) - 24v_3$$

$$\frac{-3wl^4}{2EI} + \frac{816wl^4}{15EI} + \frac{42wl^4}{5EI} = -24v_3 \Rightarrow \boxed{v_3 = \frac{-1839wl^4}{720EI}}$$

(Remember that $l = \frac{L}{6}$)

Now from symmetry

$$\boxed{v_4 = v_2} \quad \text{and} \quad \boxed{\phi_4 = -\phi_2}$$

$$\begin{Bmatrix} F_{1y}^{(e)} \\ M_1^{(e)} \\ F_{2y}^{(e)} \\ M_2^{(e)} \\ F_{3y}^{(e)} \\ M_3^{(e)} \end{Bmatrix} = \frac{EI}{l^3} \begin{bmatrix} 1.5 & 1.5l & -1.5 & 1.5l & 0 & 0 \\ 1.5l & 2l^2 & -1.5l & l^2 & 0 & 0 \\ -1.5 & -1.5l & 25.5 & 10.5l & -24 & 12l \\ 1.5l & l^2 & 10.5l & 10l^2 & -12l & 4l^2 \\ 0 & 0 & -24 & -12l & 24 & -12l \\ 0 & 0 & 12l & 4l^2 & -12l & 8l^2 \end{bmatrix} \begin{Bmatrix} 0 \\ 0 \\ \frac{-32wl^4}{15EI} \\ \frac{-4wl^3}{5EI} \\ \frac{-1839wl^4}{720EI} \\ 0 \end{Bmatrix}$$

$$F_{1y}^{(e)} = 2wl, \quad M_1^{(e)} = 2.4wl^2, \quad F_{2y}^{(e)} = -1.5wl$$

$$M_2^{(e)} = 0.25wl^2, \quad F_{3y}^{(e)} = -0.5wl, \quad M_3^{(e)} = 1.85wl^2$$

The equation

$\{F\} = [K] \{d\} - \{F_0\}$ is now used to find the global nodal concentrated forces.

$$\begin{Bmatrix} F_{1y} \\ M_1 \\ F_{2y} \\ M_2 \\ F_{3y} \\ M_3 \end{Bmatrix} = \begin{Bmatrix} 2wl \\ 2.4wl^2 \\ -1.5wl \\ 0.25wl \\ -0.5wl \\ 1.85wl^2 \end{Bmatrix} - \begin{Bmatrix} -wl \\ \frac{-wl^2}{3} \\ \frac{-3}{2wl} \\ \frac{wl^2}{4} \\ \frac{-wl}{2} \\ \frac{wl^2}{12} \end{Bmatrix} \Rightarrow \begin{aligned} F_{1y} &= 3wl = 3w\left(\frac{L}{6}\right) \\ &\Rightarrow \boxed{F_{1y} = \frac{wL}{2}} \\ M_1 &= 2.73wl^2 = 3w\left(\frac{L}{6}\right)^2 \\ &\Rightarrow \boxed{M_1 = \frac{wL^2}{12}} \\ F_{2y} &= 0, \quad M_2 = 0, \quad F_{3y} = 0 \end{aligned}$$

$$M_3 = \frac{21.5wl^2}{12} = \frac{21.5}{12}w\left(\frac{L}{6}\right)^2 \Rightarrow M_3 = \frac{wL^2}{24}$$

In our case M_3 is the maximum at midspan. From symmetry from elements 3-4 and 4-5

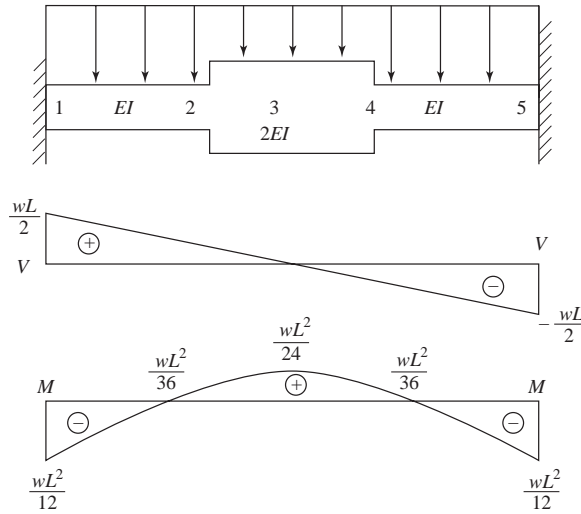
$$\Rightarrow M_3 = \frac{-wL^2}{24}$$

So $M_3 = 0, \quad F_{4y} = 0, \quad M_4 = 0$

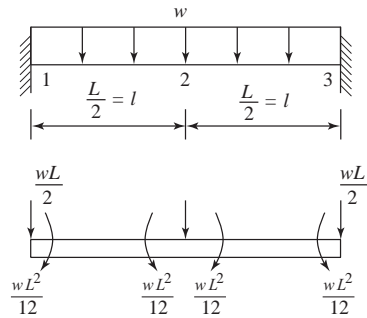
$$\boxed{F_{5y} = \frac{wL}{2}} \quad \boxed{M_5 = \frac{-wL^2}{12}}$$

Going back to the deflections we have

$$v_3 = \frac{-1839wl^4}{720EI} = \frac{-1839}{720} \frac{w\left(\frac{L}{6}\right)^4}{EI} \Rightarrow \boxed{v_3 = \frac{-wL^4}{507EI}}$$



4.13



Applying the boundary conditions

$$v_1 = \phi_1 = v_3 = \phi_3 = 0$$

$$\begin{Bmatrix} -wl \\ 0 \end{Bmatrix} = \frac{EI}{l^3} \begin{bmatrix} 24 & 0 \\ 0 & 8l^2 \end{bmatrix} \begin{Bmatrix} v_2 \\ \phi_2 \end{Bmatrix} \Rightarrow 0 = \frac{EI}{l^3} (8l^2 \phi_2) \Rightarrow \boxed{\phi_2 = 0}$$

$$-wl = \frac{EI}{l^3} (24v_2) \Rightarrow \boxed{v_2 = \frac{-wl^4}{24EI}}$$

$$f_{1y}^{(e)} = \frac{wl}{2}, m_1^{(e)} = \frac{wl^2}{4}, f_{2y}^{(e)} = -wl, m_2^{(e)} = 0,$$

$f_{3y}^{(e)} = \frac{wl}{2}, m_3 = \frac{-wl^2}{4}$. These are obtained from the following matrix equation.

$$\begin{Bmatrix} f_{1y}^{(e)} \\ m_1^{(e)} \\ f_{2y}^{(e)} \\ m_2^{(e)} \\ f_{3y}^{(e)} \\ m_3^{(e)} \end{Bmatrix} = \frac{EI}{l^3} \begin{bmatrix} 12 & 6l & -12 & 6l & 0 & 0 \\ & 4l^2 & -6l & 2l^2 & 0 & 0 \\ & & 24 & 0 & -12 & 6l \\ & & & 8l^2 & -6l & 2l^2 \\ & & & & 12 & -6l \\ & & & & & 4l^2 \end{bmatrix} \begin{Bmatrix} 0 \\ 0 \\ \frac{-wl^4}{24EI} \\ 0 \\ 0 \\ 0 \end{Bmatrix}$$

$$\{F\} = [K] \{d\} - \{F_0\}$$

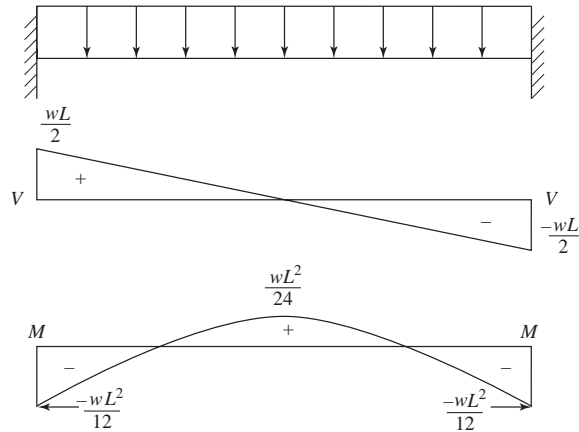
$$F_{1y} = \frac{wl}{2} - \left(\frac{-wl}{2}\right) = wl = \frac{wL}{2}$$

$$M_1 = \frac{wl^2}{4} - \left(\frac{-wl^2}{12}\right) = \frac{wl^2}{3} = \frac{wL^2}{12}$$

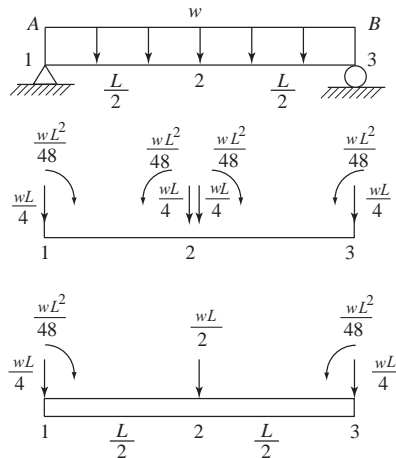
$$F_{2y} = -wl - (-wl) = 0, M_2 = 0 - 0 = 0$$

$$F_{3y} = \frac{wl}{2} - \left(\frac{-wl}{2}\right) = \frac{wL}{2}, M_3 = \frac{wl^2}{4} - \frac{-wl^2}{12} = \frac{wL^2}{12}$$

$$v_2 = \frac{wl^4}{24EI} = \frac{w\left(\frac{L}{2}\right)^4}{24EI} \Rightarrow v_2 = \frac{-wL^4}{384EI}$$



4.14



After applying the boundary conditions

$$v_1 = v_3 = \phi_2 = 0 \text{ we have}$$

$$\begin{Bmatrix} \frac{-wL^2}{48} \\ \frac{wL}{2} \\ \frac{-wL^2}{48} \end{Bmatrix} = \frac{EI}{L^3} \begin{bmatrix} L^2 & -3L & 0 \\ -3L & 24 & 3L \\ 0 & 3L & L^2 \end{bmatrix} \begin{Bmatrix} \phi_1 \\ v_2 \\ \phi_2 \end{Bmatrix} \Rightarrow \begin{cases} \phi_1 = \frac{-wL^3}{24EI} \\ v_2 = \frac{-5wL^4}{384EI} \\ \phi_3 = \frac{wL^3}{24EI} \end{cases}$$

Now $\{F^{(e)}\} = [K] \{d\}$

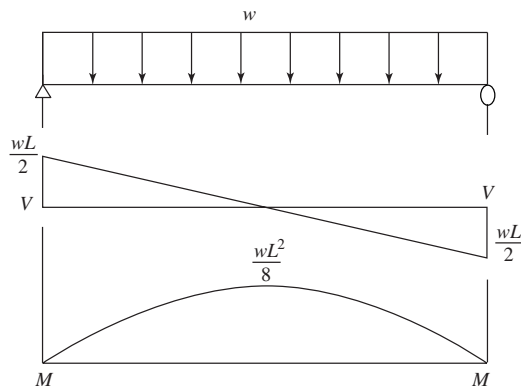
$$\begin{Bmatrix} F_{1y}^{(e)} \\ M_1^{(e)} \\ F_{2y}^{(e)} \\ M_2^{(e)} \\ F_{3y}^{(e)} \\ M_3^{(e)} \end{Bmatrix} = \frac{EI}{\left(\frac{L}{2}\right)^3} \begin{bmatrix} 12 & 3L & -12 & 3L & 0 & 0 \\ 3L & L^2 & -3L & \frac{L^2}{2} & 0 & 0 \\ -12 & -3L & 24 & 0 & -12 & 3L \\ 3L & \frac{L^2}{2} & 0 & 2L^2 & -3L & \frac{L^2}{2} \\ 0 & 0 & -12 & -3L & 12 & -3L \\ 0 & 0 & 3L & \frac{L^2}{2} & -3L & L^2 \end{bmatrix} \begin{Bmatrix} 0 \\ \frac{-wL^3}{24EI} \\ \frac{-5wL^4}{384EI} \\ 0 \\ 0 \\ \frac{wL^3}{24EI} \end{Bmatrix}$$

$$F_{1y}^{(e)} = \frac{wL}{4}, M_1^{(e)} = \frac{-wL^2}{48}, F_{2y}^{(e)} = \frac{wL}{2}, M_2^{(e)} = 0,$$

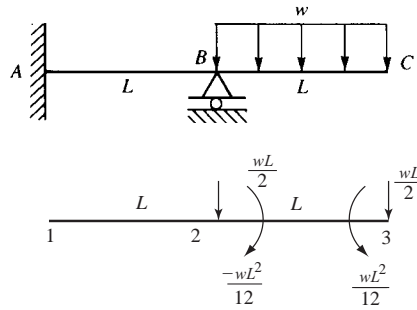
$$F_{3y}^{(e)} = \frac{wL}{4}, M_3^{(e)} = \frac{wL^2}{48}$$

$$\{F\} = \{F^{(e)}\} - \{F_0\}$$

$$\begin{Bmatrix} F_{1y} \\ M_1 \\ F_{3y} \\ M_3 \end{Bmatrix} = \begin{Bmatrix} \frac{wL}{4} \\ \frac{-wL^2}{48} \\ \frac{wL}{4} \\ \frac{wL^2}{48} \end{Bmatrix} - \begin{Bmatrix} \frac{-wL}{4} \\ \frac{-wL^2}{48} \\ \frac{-wL}{4} \\ \frac{wL^2}{48} \end{Bmatrix} \Rightarrow \begin{cases} F_{1y} = \frac{wL}{2}, M_1 = 0 \\ F_{3y} = \frac{wL}{2}, M_3 = 0 \end{cases}$$



4.15



Total [K] for the whole beam

$$[K] = \frac{EI}{L^4} \begin{bmatrix} 12L & 6L^2 & -12L & 6L^2 & 0 & 0 \\ 6L^2 & 4L^3 & -6L^2 & 2L^3 & 0 & 0 \\ -12L & -6L^2 & 24L & 0 & -12L & 6L^2 \\ 6L^2 & 2L^3 & 0 & 8L^3 & -6L^2 & 2L^3 \\ 0 & 0 & -12L & -6L^2 & 12L & -6L^2 \\ 0 & 0 & 6L^2 & 2L^3 & -6L^2 & 4L^3 \end{bmatrix}$$

$$\{F\} = [K] \{d\}$$

After applying boundary conditions

$$v_1 = 0, \phi_1 = 0, v_2 = 0$$

$$\begin{cases} M_2 = \frac{-wL^2}{12} \\ F_{3y} = \frac{-wL}{2} \\ M_3 = \frac{wL^2}{12} \end{cases} = \frac{EI}{L^4} \begin{bmatrix} 8L^3 & -6L^2 & 2L^3 \\ -6L^2 & 12L & -6L^2 \\ 2L^3 & -6L^2 & 4L^3 \end{bmatrix} \begin{cases} \phi_2 \\ v_2 \\ \phi_3 \end{cases}$$

Solving the 3 equations we get

$$\boxed{\phi_2 = \frac{-wL^3}{8EI} \text{ or } \curvearrowright} \quad \boxed{v_3 = \frac{-wL^4}{4EI} \downarrow} \quad \boxed{\phi_3 = \frac{-7wL^3}{24EI} \text{ or } \curvearrowright}$$

$$f_{1y}^{(1)} = \frac{EI}{L^4} (6L^2 \phi_2) = \frac{3wL^5 EI}{4EIL^4} = \frac{-3wL}{4} \text{ or } \downarrow$$

$$m_1^{(1)} = \frac{EI}{L^4} (2L^3 \phi_2) = \frac{-2wL^6 EI}{8EI L^4} = \frac{-wL^2}{4} \text{ or } \curvearrowright$$

$$f_{2y}^{(1)} = \frac{EI}{L^4} (-6L^2 \phi_2) = \frac{3wL}{4} \uparrow$$

Reactions

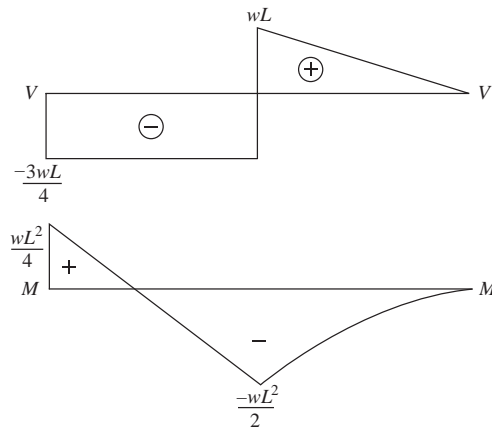
$$\begin{Bmatrix} F_{1y} \\ M_1 \\ F_{2y} \end{Bmatrix} = \begin{Bmatrix} \frac{-3wL}{4} \\ \frac{-wL^2}{4} \\ \frac{3wL}{4} \end{Bmatrix} - \begin{Bmatrix} 0 \\ 0 \\ \frac{-wL}{2} \end{Bmatrix} = \begin{Bmatrix} \frac{-3wL}{4} \\ \frac{-wL^2}{4} \\ \frac{7wL}{4} \end{Bmatrix}$$

using

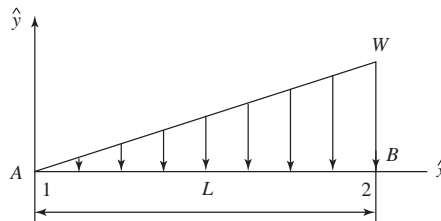
$$\{f\} = [k] \{d\} - \{f^{(0)}\}$$

$$\begin{bmatrix} f_{2y}^{(2)} \\ m_2^{(2)} \\ f_{3y}^{(2)} \\ m_3^{(3)} \end{bmatrix} = \frac{EI}{L^4} \begin{bmatrix} 12L & 6L^2 & -12L & 6L^2 \\ 6L^2 & 4L^3 & -6L^2 & 2L^3 \\ -12L & -6L^2 & 12L & -6L^2 \\ 6L^2 & 2L^3 & -6L^2 & 4L^3 \end{bmatrix} \begin{Bmatrix} 0 \\ \frac{-wL^3}{8EI} \\ \frac{-wL^4}{4EI} \\ \frac{-7wL^3}{24EI} \end{Bmatrix} - \begin{Bmatrix} \frac{-wL}{2} \\ \frac{-wL^2}{12} \\ \frac{-wL}{2} \\ \frac{wL^2}{12} \end{Bmatrix}$$

$$\Rightarrow m_2^{(2)} = \frac{-wL^2}{2}$$



4.16



$$W_{\text{distributed}} = \int_0^L w(x)v(x)dx \text{ and}$$

$$W_{\text{discrete}} = m_1\phi_1 + m_2\phi_2 + f_{1y}v_1 + f_{2y}v_2$$

$$\text{and } W_{\text{distributed}} = W_{\text{discrete}}$$

$$\int_0^L w(x)v(x)dx = m_1\phi_1 + m_2\phi_2 + f_{1y}v_1 + f_{2y}v_2$$

Now evaluating the left side of the equation by substituting where $w(x) = \frac{-wx}{L}$ (since the load is linear and increasing to the right), and in $V(x)$ we substitute with a 's already evaluated, we get

$$\begin{aligned} \int_0^L w(x)v(x)dx &= \int_0^L \frac{-wx}{L} [a_1x^3 + a_2x^2 + a_3x + a_4] \\ &= \int_0^L \frac{-wx}{L} \left\{ \left[\frac{2}{L^3}(v_1 - v_2) + \frac{1}{L^2}(\phi_1 + \phi_2) \right] x^3 - \right. \\ &\quad \left. \left[\frac{3}{L^2}(v_1 - v_2) + \frac{1}{L}(2\phi_1 + \phi_2) \right] x^2 + \phi_1x + v_1 \right\} dx \end{aligned}$$

$$\begin{aligned}
 &= \int_0^L \frac{-w}{L} \left[\frac{2}{L^3}(v_1 - v_2) + \frac{1}{L^2}(\phi_1 + \phi_2) \right] x^4 - \\
 &\quad \left[\frac{3}{L^2}(v_1 - v_2) + \frac{1}{L}(2\phi_1 + \phi_2) \right] x^3 + d_1 x^2 + v_1 x \Big] dx \\
 &= \frac{-w}{L} \left[\frac{2}{3}(v_1 - v_2) + \frac{1}{L^2}(\phi_1 + \phi_2) \right] + \frac{w}{L} \left[\frac{3}{L^2}(v_1 - v_2) + \frac{1}{L}(2\phi_1 + \phi_2) \right] \\
 &\quad \frac{x^4}{4} \Big|_0^L - \frac{w}{L} \phi_1 \frac{x^3}{3} \Big|_0^L - \frac{w}{L} v_1 \frac{x^2}{2} \Big|_0^L \\
 &= \frac{-wL^4}{5} \left[\frac{2}{L^3}(v_1 - v_2) + \frac{1}{L^2}(\phi_1 + \phi_2) \right] + \\
 &\quad \frac{wL^3}{4} \left[\frac{3}{L^2}(v_1 - v_2) + \frac{1}{L}(2\phi_1 + \phi_2) \right] - \frac{wL^2}{3\phi_1} - \frac{wL}{2} v_1 \\
 &= \frac{-2wL}{5}(v_1 - v_2) + \frac{wL^2}{5}(\phi_1 + \phi_2) + \frac{3wL}{4}(v_1 - v_2) \\
 &\quad + \frac{wL^2}{4}(2\phi_1 + \phi_2) - \frac{wL^2}{3}\phi_1 - \frac{wL}{2}v_1 \\
 &= m_1\phi_1 + m_2\phi_2 + f_{1y}v_1 + f_{2y}v_2
 \end{aligned}$$

Now if we take the last equation and set $\phi_1 = \phi_2 = v_1 = 0$ and $v_1 = 1$, we have

$$\begin{aligned}
 &\frac{-2wL}{5} + \frac{3wL}{4} - \frac{wL}{2} = f_{1y} \cdot 1 \\
 \Rightarrow &\frac{-8wL + 15wL - 10wL}{20} = f_{1y} \Rightarrow \boxed{f_{1y} = \frac{-3wL}{20}}
 \end{aligned}$$

If $\phi_2 = v_2 = v_1 = 0$ and $\phi_1 = 1$

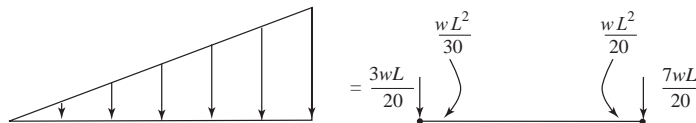
$$\Rightarrow \frac{-wL}{5} + \frac{2wL^2}{4} - \frac{wL^2}{3} = m_1 \Rightarrow \boxed{m_1 = \frac{-wL^2}{30}}$$

If $\phi_2 = \phi_1 = v_1 = 0$ and $v_2 = 1$

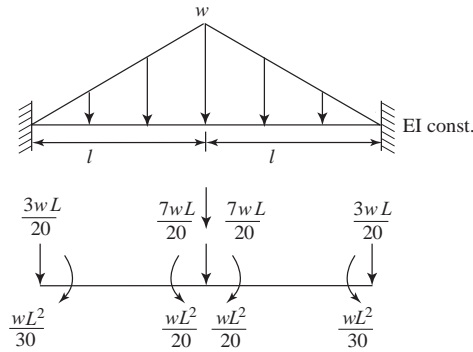
$$\Rightarrow \frac{2wL}{5} - \frac{3wL}{4} = f_{2y} \Rightarrow \boxed{f_{2y} = \frac{-7wL}{20}}$$

If $\phi_1 = v_1 = v_2 = 0$ and $\phi_2 = 1$

$$\Rightarrow \frac{-wL^5}{5} + \frac{wL^2}{4} = m_2 \cdot 1 \Rightarrow \boxed{m_2 = \frac{wL^2}{20}}$$



4.17



Work equivalent load system

$$\frac{EI}{l^3} \begin{bmatrix} 12 & 6l & -12 & 6l & 0 & 0 \\ & 4l^2 & -6l & 2l^2 & 0 & 0 \\ & & 12+12 & -6l+6l & -12 & 6l \\ & & & 4l^2+4l^2 & -6l & 2l^2 \\ & & & & 12 & -6l \\ & & & & & 4l^2 \end{bmatrix} \begin{Bmatrix} v_1=0 \\ \phi_1=0 \\ v_2 \\ \phi_2 \\ v_3=0 \\ \phi_3=0 \end{Bmatrix} = \begin{Bmatrix} F_{1y} \\ M_1 \\ F_{2y} = -\frac{14wl}{20} \\ M_2 = 0 \\ F_{3y} \\ M_3 \end{Bmatrix} \quad (3)$$

Boundary Conditions $v_1 = \phi_1 = v_3 = \phi_3 = 0$

Use Equations (3) and (4)

$$\begin{Bmatrix} -\frac{14wl}{20} \\ 0 \end{Bmatrix} = \frac{EI}{l^3} \begin{bmatrix} 24 & 0 \\ 0 & 8l^2 \end{bmatrix} \begin{Bmatrix} v_2 \\ \phi_2 \end{Bmatrix}$$

$$v_2 = \frac{-7wl^4}{240EI} = \frac{-7L^4w}{3840EI} \quad (L = 2l)$$

$$\phi_2 = 0$$

Reactions

$$\{F\} = [K] \{d\} - \{F_0\}$$

$$\begin{Bmatrix} F_{1y} \\ M_1 \\ F_{2y} \\ M_2 \\ F_{3y} \\ M_3 \end{Bmatrix} = \frac{EI}{l^3} \begin{bmatrix} 12 & 6l & -12 & 6l & 0 & 0 \\ & 4l^2 & -6l & 2l^2 & 0 & 0 \\ & & 24 & 0 & -12 & 6l \\ & & & 8l^2 & -6l & 2l^2 \\ & & & & 12 & -6l \\ & & & & & 4l^2 \end{bmatrix} \begin{Bmatrix} 0 \\ 0 \\ \frac{-7wl^4}{240EI} \\ 0 \\ 0 \\ 0 \end{Bmatrix} - \begin{Bmatrix} -\frac{3wl}{20} \\ -\frac{wl^2}{30} \\ -\frac{7wl}{10} \\ 0 \\ -\frac{3wl}{20} \\ \frac{wl^2}{30} \end{Bmatrix}$$

$$F_{1y} = \frac{EI}{l^3} (-12) \left(\frac{-7wl^4}{240EI} \right) - \left(-\frac{3wl}{20} \right)$$

$$F_{1y} = \frac{7}{20} wl + \left(\frac{3wl}{20} \right) = \frac{10}{20} wl = \frac{wl}{2} = \frac{wl}{4} \quad \left(\frac{L}{2} = l \right)$$

$$M_1 = \frac{EI}{l^3} (-6l) \left(\frac{-7wl^4}{240EI} \right) - \left(\frac{-wl^2}{30} \right) = \left(\frac{7}{40} + \frac{1}{30} \right) wl^2$$

$$M_1 = \frac{5}{24} wl^2 = \frac{5wL^2}{96}$$

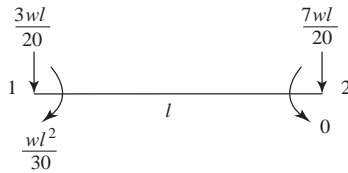
$$F_{2y} = \frac{EI}{l^3} (24) \left(\frac{-7wl^4}{240EI} \right) - \left(\frac{-7wl}{10} \right) = 0$$

$$M_2 = \frac{EI}{l^3} (0) - 0 = 0$$

$$F_{3y} = \frac{EI}{l^3} (-12) \left(\frac{-7wl^4}{240EI} \right) - \left(\frac{-3wl}{20} \right) = \frac{wl}{2} = \frac{wL}{4}$$

$$M_3 = \frac{EI}{l^3} (6l) \left(\frac{-7wl^4}{240EI} \right) - \left(\frac{wl^2}{30} \right) = \frac{-5}{24} wl^2 = \frac{-5}{96} wL^2$$

Note: Could use symmetry



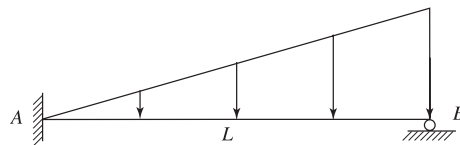
With $v_1 = \phi_1 = \phi_2 = 0$

Get

$$\frac{12EI}{l^3} v_2 = \frac{-7wl}{20}$$

$$v_2 = \frac{-7wl^4}{240EI} \text{ as before}$$

4.18



$$\{F_0\} = [K] \{d\}$$

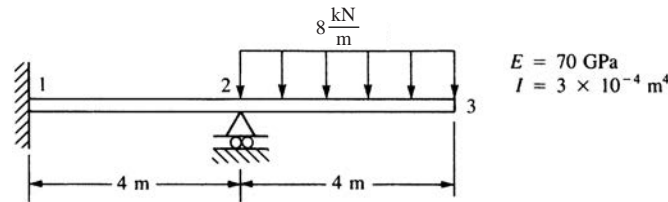
$$\begin{Bmatrix} F_{01y} = -\frac{3wL}{20} \\ M_{01} = -\frac{wL^2}{30} \\ F_{02y} = -\frac{7wL}{20} \\ M_{02} = \frac{wL^2}{20} \end{Bmatrix} = \frac{EI}{L^3} \begin{bmatrix} 12 & 6L & -12 & 6L \\ 6L & 4L^2 & -6L & 2L^2 \\ -12 & -6L & 12 & -6L \\ 6L & 2L^2 & -6L & 4L^2 \end{bmatrix} \begin{Bmatrix} v_1 = 0 \\ \phi_1 = 0 \\ v_2 = 0 \\ \phi_2 \end{Bmatrix}$$

$$\Rightarrow \frac{wL^2}{20} = \frac{EI}{L^3} 4L^2 \phi_2 \Rightarrow \boxed{\phi_2 = \frac{wL^3}{80EI}}$$

$$\begin{Bmatrix} F_{1y}^{(e)} \\ M_1^{(e)} \\ F_{2y}^{(e)} \\ M_2^{(e)} \end{Bmatrix} = \begin{bmatrix} 12 & 6L & -12 & 6L \\ 6L & 4L^2 & -6L & 2L^2 \\ -12 & -6L & 12 & -6L \\ 6L & 2L^2 & -6L & 4L^2 \end{bmatrix} \begin{Bmatrix} 0 \\ 0 \\ 0 \\ \frac{wL^3}{80EI} \end{Bmatrix} \Rightarrow \begin{aligned} F_{1y}^{(e)} &= \frac{3wL}{40} \\ M_1^{(e)} &= \frac{wL^2}{40} \\ F_{2y}^{(e)} &= -\frac{3wL}{40} \\ M_2^{(e)} &= \frac{wL^2}{20} \end{aligned}$$

$$\begin{Bmatrix} F_{1y} \\ M_1 \\ F_{2y} \\ M_2 \end{Bmatrix} = \begin{Bmatrix} \frac{3wL}{40} \\ \frac{wL^2}{40} \\ -\frac{3wL}{40} \\ \frac{wL^2}{20} \end{Bmatrix} - \begin{Bmatrix} -\frac{3wL}{20} \\ -\frac{wL^2}{30} \\ -\frac{7wL}{20} \\ \frac{wL^2}{20} \end{Bmatrix} \Rightarrow \begin{aligned} F_{1y} &= \frac{9wL}{40} & M_1 &= \frac{7wL^2}{120} \\ F_{2y} &= \frac{11wL}{40} & M_2 &= 0 \end{aligned}$$

4.19



$$[K] = \frac{EI}{L^3} \begin{bmatrix} 12 & 6L & -12 & 6L & 0 & 0 \\ 6L & 4L^2 & -6L & 2L^2 & 0 & 0 \\ -12 & -6L & 24 & 0 & -12 & 6L \\ 6L & 2L^2 & 0 & 8L^2 & -6L & 2L^2 \\ 0 & 0 & -12 & -6L & 12 & -6L \\ 0 & 0 & 6L & 2L^2 & -6L & 4L^2 \end{bmatrix}$$

After imposing the boundary conditions and using work equivalence

$$v_1 = \phi_1 = v_2 = 0, \text{ we have in } \{F\} = [K] \{d\}$$

$$\begin{Bmatrix} -\frac{wL^2}{12} \\ -\frac{wL}{2} \\ \frac{wL^2}{12} \end{Bmatrix} = \frac{EI}{L^3} \begin{bmatrix} 8L^2 & -6L & 2L^2 \\ -6L & 12 & -6L \\ 2L^2 & -6L & 4L^2 \end{bmatrix} \begin{Bmatrix} \phi_2 \\ v_3 \\ \phi_3 \end{Bmatrix} \quad \begin{aligned} (1) \\ (2) \\ (3) \end{aligned}$$

From (1) and (3)

$$\frac{wL^2}{12} = \frac{EI}{L^3} [-8L^2 \phi_2 + 6Lv_3 - 2L^2 \phi_3]$$

$$\frac{wL^2}{12} = \frac{EI}{L^3} [2L^2 \phi_2 - 6Lv_3 + 4L^2 \phi_3]$$

$$\frac{wL^3}{6} = \frac{EI}{L^3} [-6L^2 \phi_2 + 2L^2 \phi_3] \quad (4)$$

From (2) and (3)

$$\frac{-wL^2}{4} = \frac{EI}{L^3} [-3L^2\phi_2 + 6Lv_3 - 3L^2\phi_3]$$

$$\frac{wL^2}{12} = \frac{EI}{L^3} [2L^2\phi_2 - 6Lv_3 + 4L^2\phi_3]$$

$$\frac{-wL^2}{6} = \frac{EI}{L^3} [-L^2\phi_2 + L^2\phi_3] \quad (5)$$

Adding (4) and (5) we have

$$\frac{wL^2}{6} = \frac{EI}{L^3} [-6L^2\phi_2 + 2L^2\phi_3]$$

$$\frac{2wL^2}{6} = \frac{EI}{L^3} [2L^2\phi_2 - 2L^2\phi_3]$$

$$\frac{wL^2}{6} = \frac{EI}{L^3} [-4L^2\phi_2] \Rightarrow \phi_2 = \frac{-wL^3}{8EI} = -3.046 \times 10^{-3} \text{ rad}$$

Substituting in (5) $\Rightarrow \frac{-wL^2}{6} = \frac{EI}{L^3} \left[-L^2 \left(\frac{-wL^3}{8EI} \right) + L^2\phi_3 \right]$

$$\Rightarrow \phi_3 = \frac{-7wL^3}{24EI} = -0.00711 \text{ rad}$$

Finally substituting in (1)

$$\Rightarrow v_3 = \frac{-wL^4}{4EI} = -0.0244 \text{ m}$$

Reactions can be found from the global equation

$$\{F\} = [K] \{d\} - \{F_0\}$$

$$F_{1y} = \frac{EI}{L^3} [6L\phi_2] - 0 = \frac{EI}{L^3} 6L \left(\frac{-wL^3}{8EI} \right) = \frac{-3wL}{4} = -24 \text{ kN}$$

$$M_1 = \frac{EI}{L^3} [2L^2\phi_2] - 0 = \frac{EI}{L^3} 2L^2 \left(\frac{-wL^3}{8EI} \right) = \frac{-wL^2}{4} = -32 \text{ kN}\cdot\text{m}$$

$$F_{2y} = \frac{EI}{L^3} [-12v_3 + 6L\phi_3] - \left[-\frac{wL}{2} \right] = \frac{7wL}{4} = 56 \text{ kN}$$

and $M_2 = 0$

Element 1-2

$$\begin{Bmatrix} f_{1y} \\ m_1 \\ f_{2y} \\ m_2 \end{Bmatrix} = \frac{EI}{L^3} \begin{bmatrix} 12 & 6L & -12 & 6L \\ 6L & 4L^2 & -6L & 2L^2 \\ -12 & -6L & 12 & -6L \\ 6L & 2L^2 & -6L & 4L^2 \end{bmatrix} \begin{Bmatrix} 0 \\ 0 \\ 0 \\ -\frac{wL^3}{8EI} \end{Bmatrix} - \begin{Bmatrix} 0 \\ 0 \\ 0 \\ 0 \end{Bmatrix}$$

$$f_{1y} = \frac{-3}{4}wL = -24 \text{ kN}, m_1 = \frac{-wL^2}{4} = -32 \text{ kN}\cdot\text{m}$$

$$f_{2y} = \frac{3}{4}wL = 24 \text{ kN}, m_2 = -64 \text{ kN}\cdot\text{m}$$

Element 2-3

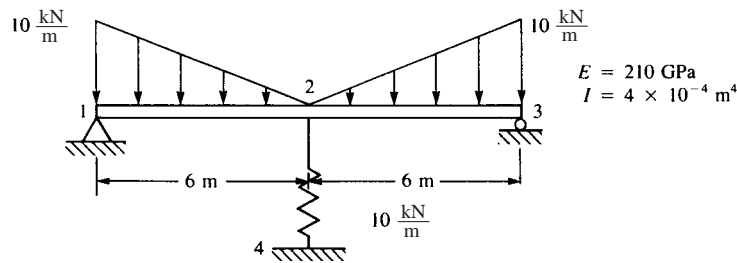
$$\begin{Bmatrix} f_{2y} \\ m_2 \\ f_{3y} \\ m_3 \end{Bmatrix} = \frac{EI}{L^3} \begin{bmatrix} 12 & 6L & -12 & 6L \\ 6L & 4L^2 & -6L & 2L^2 \\ -12 & -6L & 12 & -6L \\ 6L & 2L^2 & -6L & 4L^2 \end{bmatrix} \begin{Bmatrix} 0 \\ -\frac{wL^3}{8EI} \\ -\frac{wL^4}{4EI} \\ -\frac{7wL^3}{24EI} \end{Bmatrix} - \begin{Bmatrix} -\frac{wL}{2} \\ -\frac{wL^2}{12} \\ -\frac{wL}{2} \\ \frac{wL^2}{12} \end{Bmatrix}$$

$$\Rightarrow f_{2y} = 32 \text{ kN}$$

$$m_2 = 64 \text{ kN}\cdot\text{m}$$

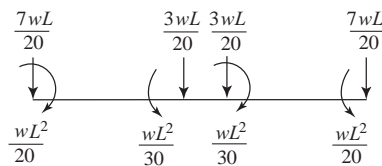
$$f_{3y} = m_3 = 0$$

4.20



Global stiffness matrix

$$[K] = \frac{EI}{L^3} \begin{bmatrix} 12 & 6L & -12 & 6L & 0 & 0 \\ & 4L^2 & -6L & 2L^2 & 0 & 0 \\ & & \frac{24+KL^3}{EI} & 0 & -12 & 6L \\ & & & 8L^2 & -6L & 2L^2 \\ & & & & 12 & -6L \\ \text{Symmetry} & & & & & 4L^2 \end{bmatrix} \begin{Bmatrix} v_1 \\ \phi_1 \\ v_2 \\ \phi_2 \\ v_3 \\ \phi_3 \end{Bmatrix}$$



Boundary conditions

$$v_1 = v_3 = \phi_2 = 0 \text{ and } \phi_1 = -\phi_3$$

$$\{F\} = [K] \{d\}$$

$$\begin{cases} \frac{-wL^2}{20} \\ \frac{-6wL}{20} \\ \frac{wL^2}{20} \end{cases} = \frac{EI}{L^3} \begin{bmatrix} 4L^2 & -6L & 0 \\ -6L & \frac{24+KL^3}{EI} & 6L \\ 0 & 6L & 4L^2 \end{bmatrix} \begin{cases} \phi_1 \\ v_2 \\ \phi_3 \end{cases} \quad (1)$$

(1)

(2)

(3)

since $\phi_1 = -\phi_3$ we can ignore Equation (3)

⇒ Multiplying (1) by 3 and (2) by L and adding we have

$$\frac{-3wL^2}{20} = \frac{EI}{L^3} [12L^2\phi_1 - 18Lv_2]$$

$$\frac{-6wL^2}{20} = \frac{EI}{L^3} \left[-12L^2\phi_1 + \left(24 + \frac{KL^4}{EI} \right) v_2 \right]$$

$$-9 \frac{wL^2}{20} = \left(\frac{6EI}{L^2} + KL \right) v_2$$

$$\Rightarrow -162000 = 140,060,000 v_2 \Rightarrow \boxed{v_2 = -0.011522 \text{ m}}$$

Substituting in (1) we have

$$-18000 = 5.6 \times 10^7 \phi_1 + 16.1309 \times 10^4$$

$$\Rightarrow \boxed{\phi_1 = -0.0032019 \text{ rad}}$$

$$\text{since } \phi_1 = -\phi_3 \Rightarrow \boxed{\phi_3 = 0.0032019 \text{ rad}}$$

The reactions can be found by the global matrix $\{F\} = [K] \{d\} - \{F_0\}$

$$\begin{Bmatrix} F_{1y} \\ M_1 \\ F_{2y} \\ M_2 \\ F_{3y} \\ M_3 \end{Bmatrix} = \frac{EI}{L^3} \begin{bmatrix} 12 & 6L & -12 & 6L & 0 & 0 \\ 6L & 4L^2 & -6L & 2L^2 & 0 & 0 \\ -12 & -6L & \frac{24+KL^3}{EI} & 0 & -12 & 6L \\ 6L & 2L^2 & 0 & 8L^2 & -6L & 2L^2 \\ 0 & 0 & -12 & -6L & 12 & -6L \\ 0 & 0 & 6L & 2L^2 & -6L & 4L^2 \end{bmatrix} \begin{Bmatrix} 0 \\ -0.0032019 \\ -0.0011522 \\ 0 \\ 0 \\ 0.0032019 \end{Bmatrix} - \begin{Bmatrix} \frac{-7wL}{20} \\ \frac{-wL^2}{20} \\ \frac{-6wL}{20} \\ 0 \\ \frac{-7wL}{20} \\ \frac{wL^2}{20} \end{Bmatrix}$$

$$\Rightarrow F_{1y} = 29.94 \text{ kN}, M_1 = 0$$

$$F_{2y} = 0.11522 \text{ kN}, M_2 = 0$$

$$F_{3y} = 29.94 \text{ kN}, M_3 = 0$$

Element 1-2

$$\begin{Bmatrix} f_{1y} \\ m_1 \\ f_{2y} \\ m_2 \end{Bmatrix} = \frac{EI}{L^3} \begin{bmatrix} 12 & 6L & -12 & 6L \\ & 4L^2 & -6L & 2L^2 \\ \text{Symmetry} & & 12 & -6L \\ & & & 4L^2 \end{bmatrix} \begin{Bmatrix} 0 \\ -0.00332019 \\ -0.011522 \\ 0 \end{Bmatrix} - \begin{Bmatrix} \frac{-7wL}{20} \\ \frac{-wL^2}{20} \\ \frac{-3wL}{20} \\ \frac{wL^2}{30} \end{Bmatrix}$$

$$\Rightarrow f_{1y} = 29.44 \text{ kN}, m_1 = 0, f_{2y} = 0.058 \text{ kN}, m_2 = 59.65 \text{ kN} \cdot \text{m}$$

Element 2-3

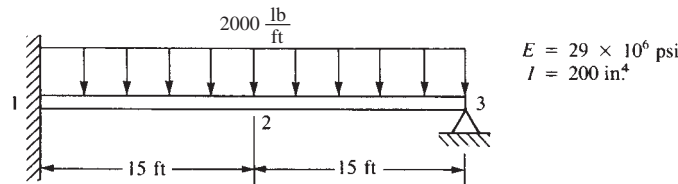
$$\begin{Bmatrix} f_{2y} \\ m_2 \\ f_{3y} \\ m_3 \end{Bmatrix} = \frac{EI}{L^3} \begin{bmatrix} 12 & 6L & -12 & 6L \\ & 4L^2 & -6L & 2L^2 \\ & & 12 & -6L \\ & & & 4L^2 \end{bmatrix} \begin{Bmatrix} -0.011522 \\ 0 \\ 0 \\ -0.0032019 \end{Bmatrix} - \begin{Bmatrix} \frac{-3wL}{20} \\ \frac{-wL^2}{30} \\ \frac{-7wL}{20} \\ \frac{wL^2}{20} \end{Bmatrix}$$

$$\Rightarrow f_{2y} = 0, m_3 = -59.65 \text{ kN} \cdot \text{m}, f_{3y} = 29.94 \text{ kN}, m_3 = 0$$

Force in spring

$$F_s = \frac{10 \text{ kN}}{m} \times (0.011522)m = -0.1152 \text{ kN}$$

4.21



Global stiffness matrix of the beam

$$[K] = \frac{EI}{L^3} \begin{bmatrix} 12 & 6L & -12 & 6L & 0 & 0 \\ 6L & 4L^2 & -6L & 2L^2 & 0 & 0 \\ -12 & -6L & 24 & 0 & -12 & 6L \\ 6L & 2L^2 & 0 & 8L^2 & -6L & 2L^2 \\ 0 & 0 & -12 & -6L & 12 & -6L \\ 0 & 0 & 6L & 2L^2 & -6L & 4L^2 \end{bmatrix}$$

After imposing the boundary conditions $v_1 = \phi_1 = v_3 = 0$ in $\{F\} = [K] \{d\}$

$$\begin{Bmatrix} -wL \\ 0 \\ \frac{wL^2}{12} \end{Bmatrix} = \frac{EI}{L^3} \begin{bmatrix} 24 & 0 & 6L \\ 0 & 8L^2 & 2L^2 \\ 6L & 2L^2 & 4L^2 \end{bmatrix} \begin{Bmatrix} v_3 \\ \phi_2 \\ \phi_3 \end{Bmatrix} \quad (1)$$

$$(2)$$

$$(3)$$

Multiplying (1) by L and (3) by -4 and adding them

$$-wL^2 = \frac{EI}{L^3} [24Lv_2 + 0\phi_2 + 6L^2\phi_3]$$

$$\frac{-wL^2}{3} = \frac{EI}{L^3} [-24Lv_2 - 8L^2\phi_2 - 16L^2\phi_3]$$

$$\frac{-4wL^2}{3} = \frac{EI}{L^3} [-8L^2\phi_2 - 10L^2\phi_3] \quad (4)$$

Adding (2) and (4) we get

$$\frac{-4wL^2}{3} = \frac{EI}{L^3} [-8L^2\phi_3] \Rightarrow \boxed{\phi_3 = \frac{wL^3}{6EI}}$$

Substituting in (2)

$$0 = \frac{EI}{L^3} \left[8L^2\phi_2 + \frac{2L^2wL^3}{6EI} \right] \Rightarrow \boxed{\phi_2 = \frac{-wL^3}{24EI}}$$

Substituting in (1)

$$-wL = \frac{EI}{L^3} \left[24v_2 + \frac{6LwL^3}{6EI} \right] \Rightarrow -wL - wL = 24 \frac{EI}{L^3} v_2$$

$$\Rightarrow \boxed{v_2 = \frac{-wL^4}{12EI}}$$

$$\Rightarrow \phi_3 = \frac{\left(\frac{2000}{12}\right)(15 \times 12)^3}{6(29 \times 10^6)200} = 0.02793 \text{ rad } \curvearrowright$$

$$\phi_2 = \frac{-\left(\frac{2000}{12}\right)(15 \times 12)^3}{24(29 \times 10^6)200} = -0.0069827 \text{ rad } \curvearrowright$$

$$v_2 = \frac{-1 \left(\frac{2000}{12}\right)(15 \times 12)^4}{12 \cdot 29 \times 10^6 \times 200} = -2.5138 \text{ in. } \downarrow$$

Substituting back in the global equation

$\{F\} = [K] \{d\} - \{F_0\}$ we can find the reactions

$$\begin{Bmatrix} F_{1y} \\ M_1 \\ F_{2y} \\ M_2 \\ F_{3y} \\ M_3 \end{Bmatrix} = \frac{EI}{L^3} \begin{bmatrix} 12 & 6L & -12 & 6L & 0 & 0 \\ 6L & 4L^2 & -6L & 2L^2 & 0 & 0 \\ -12 & -6L & 24 & 0 & -12 & 6L \\ 6L & 2L^2 & 0 & 8L^2 & -6L & 2L^2 \\ 0 & 0 & -12 & -6L & 12 & -6L \\ 0 & 0 & 6L & 2L^2 & -6L & 4L^2 \end{bmatrix} \begin{Bmatrix} 0 \\ 0 \\ -2.5138 \\ -0.0069827 \\ 0 \\ 0.027931 \end{Bmatrix}$$

$$= \begin{Bmatrix} \frac{-wL}{2} = -15000 \text{ lb} \\ \frac{-wL^2}{12} = -450000 \text{ lb} \cdot \text{in.} \\ -wL = -30000 \text{ lb} \\ 0 \\ \frac{-wL}{2} = -15000 \text{ lb} \\ \frac{-wL^2}{12} = 450000 \text{ lb} \cdot \text{in.} \end{Bmatrix}$$

$$F_{1y} = 37500 \text{ lbs}, M_1 = 225000 \text{ lb} \cdot \text{in.}$$

$$F_{2y} = 0, M_2 = 0$$

$$F_{3y} = 22500 \text{ lb}, M_3 = 0$$

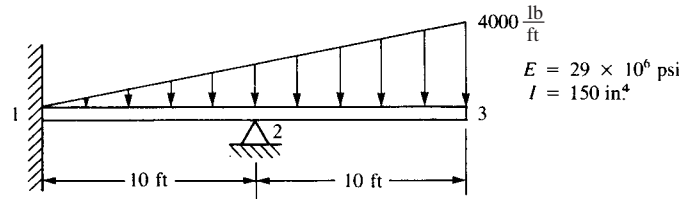
Element 1-2

$$\begin{Bmatrix} f_{1y} \\ m_1 \\ f_{2y} \\ m_2 \end{Bmatrix} = \frac{EI}{L^3} \begin{bmatrix} 12 & 6L & -12 & 6L \\ 6L & 4L^2 & -6L & 2L^2 \\ -12 & -6L & 12 & -6L \\ 6L & 2L^2 & -6L & 4L^2 \end{bmatrix} \begin{Bmatrix} 0 \\ 0 \\ -2.5138 \\ -0.0069827 \end{Bmatrix} - \begin{Bmatrix} -15000 \\ -450000 \\ -15000 \\ 450000 \end{Bmatrix} \Rightarrow \begin{cases} f_{1y} = 37500 \text{ lb} \\ m_1 = 225000 \text{ lb} \cdot \text{in.} \\ f_{2y} = -37500 \text{ lb} \\ m_2 = 112500 \text{ lb} \cdot \text{in.} \end{cases}$$

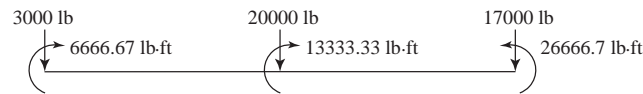
Element 2-3

$$\begin{Bmatrix} f_{2y} \\ m_2 \\ f_{3y} \\ m_3 \end{Bmatrix} = \frac{EI}{L^3} \begin{bmatrix} 12 & 6L & -12 & 6L \\ 6L & 4L^2 & -6L & 2L^2 \\ -12 & -6L & 12 & -6L \\ 6L & 2L^2 & -6L & 4L^2 \end{bmatrix} \begin{Bmatrix} -2.5138 \\ -0.0069827 \\ 0 \\ 0.027931 \end{Bmatrix} - \begin{Bmatrix} -15000 \\ -450000 \\ -15000 \\ 450000 \end{Bmatrix} \Rightarrow \begin{cases} f_{2y} = 7500 \text{ lb} \\ m_2 = -112500 \text{ lb} \cdot \text{in.} \\ f_{3y} = 22500 \text{ lb} \\ m_3 = 0 \end{cases}$$

4.22



$$[K] = \frac{EI}{L^3} \begin{bmatrix} 12 & 6L & -12 & 6L & 0 & 0 \\ & 4L^2 & -6L & 2L^2 & 0 & 0 \\ & & 24 & 0 & -12 & 6L \\ & & & 8L^2 & -6L & 2L^2 \\ & & & & 12 & -6L \\ \text{Symmetry} & & & & & 4L^2 \end{bmatrix}$$



After applying the boundary conditions

$$v_1 = \phi_1 = v_2 = 0 \text{ in } \{F_0\} = [k] \{d\}$$

$$\begin{cases} -13333.33 \text{ lb} \\ -17000 \text{ lb} \\ 26666.67 \text{ lb} \end{cases} = 30208.33 \begin{bmatrix} 8L^2 & -6L & 2L^2 \\ -6L & 12 & -6L \\ 2L^2 & -6L & 4L^2 \end{bmatrix} \begin{cases} \phi_2 \\ v_3 \\ \phi_3 \end{cases} \begin{matrix} (1) \\ (2) \\ (3) \end{matrix}$$

Rewriting equations (1) (2) and (3) we get

$$-0.441379 = 8L^2 \phi_2 - 6Lv_3 + 2L^2 \phi_3 \quad (1)$$

$$-0.562759 = -6L\phi_2 + 12v_3 - 6L\phi_3 \quad (2)$$

$$0.882759 = 2L^2 \phi_2 - 6Lv_3 + 4L^2 \phi_3 \quad (3)$$

Adding (1) to $-4 \times (3)$ we get

$$\begin{aligned}
 -0.441379 &= 8L^2\phi_2 - 6Lv_3 + 2L^2\phi_3 \\
 -3.53103 &= -8L^2\phi_2 + 24Lv_3 - 16L^2\phi_3 \\
 \hline
 -3.9724 &= 18Lv_3 - 14L^2\phi_3 \tag{4}
 \end{aligned}$$

Adding $L \times (2)$ to $3 \times (3)$ we get (where $L = 10$ ft)

$$\begin{aligned}
 -5.62759 &= -6L^2\phi_2 + 12Lv_3 - 6L^2\phi_3 \\
 2.64827 &= 6L^2\phi_2 - 18Lv_3 + 12L^2\phi_3 \\
 \hline
 -297931 &= -6Lv_3 + 6L^2\phi_3 \tag{5}
 \end{aligned}$$

Adding Equation (4) to $3 \times (5)$ we have

$$-12.91034 = 4L^2\phi_3 \Rightarrow \boxed{\phi_3 = -3.22758 \times 10^{-2} \text{ rad}}$$

Substituting in (4)

$$\Rightarrow -3.9724 = 180v_3 - 1400(-3.22758 \times 10^{-2})$$

$$\Rightarrow \boxed{v_3 = -2.73103 \times 10^{-1} \text{ ft} = -3.27724 \text{ in.}}$$

Substituting in (1)

$$\Rightarrow -0.441379 = 8L^2\phi_2 - 6L(-2.73103 \times 10^{-1}) + 2L^2(-3.22758)$$

$$\Rightarrow \boxed{\phi_2 = -1.29655 \times 10^{-2} \text{ rad}}$$

$$F_{1y}^{(e)} = \frac{6EI}{L^2}\phi_2 = \frac{6(29 \times 10^6)(150 \text{ in.}^4)}{(120 \text{ in.})^2} (-1.29655 \times 10^{-2}) = -23500 \text{ lb}$$

$$M_1^{(e)} = \frac{2EI}{L}\phi_2 = \frac{2(29 \times 10^6)(150 \text{ in.}^4)}{120 \times 12''} (-1.29655 \times 10^{-2}) = 78333 \text{ lb}\cdot\text{ft}$$

$$\begin{aligned}
 F_{2y}^{(e)} &= \frac{-12EI}{L^3}v_3 + \frac{6EI}{L^2}\phi_3 \\
 &= \frac{-12(29 \times 10^6)(150)}{120 \times 120 \times 120} (-3.27724) + \frac{6(29 \times 10^6)}{(120)^2} \times 150 \\
 &\quad \times (-3.22758 \times 10^{-1}) = 40500 \text{ lb}
 \end{aligned}$$

$$M_2^{(e)} = \frac{8L^2EI}{L^3}\phi_3 - \frac{6LEI}{L^3}v_3 + \frac{2L^2EI}{L^3}\phi_2 = -13333.33 \text{ ft}\cdot\text{lb}$$

$$F_{3y}^{(e)} = \frac{-6LEI}{L^3}\phi_2 + \frac{12LEI}{L^3}v_3 - \frac{6LEI}{L^3}\phi_3 = -17000 \text{ lb}$$

$$M_3^{(e)} = \frac{2L^2EI}{L^3}\phi_2 - \frac{6LEI}{L^3}v_3 + \frac{4L^2EI}{L^3}\phi_3 = 26,666.67 \text{ ft}\cdot\text{lb}$$

Global forces

$$F_{1y} = -23500 + 3000 = -20500 \text{ lb}$$

$$M_1 = -78333.33 + 6666.67 = -71,666.67 \text{ ft}\cdot\text{lb}$$

$$F_{2y} = 40,500 + 20,000 = 60500 \text{ lb}$$

$$M_2 = -13333.33 + 13333.33 = 0$$

$$F_{3y} = -17000 + 17000 = 0$$

$$M_3 = 26666.67 - 26666.67 = 0$$

Element 1-2

$$f_{1y} = -20500 \text{ lb}$$

$$m_1 = -71666.67 \text{ ft} \cdot \text{lb}$$

$$f_{2y} = 30,500 \text{ lb}$$

$$m_2 = -2000 \text{ kip} \cdot \text{in.}$$

Element 2-3

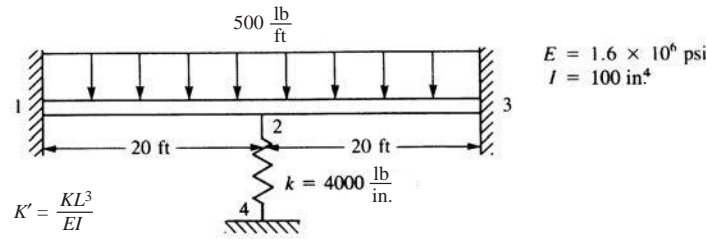
$$f_{2y} = -30,000 \text{ lb}$$

$$m_2 = 2000 \text{ kip} \cdot \text{in.}$$

$$f_{3y} = 0$$

$$m_3 = 0$$

4.23



After applying the boundary conditions on $\{F\} = [K] \{d\}$ we have

$$v_1 = \phi_1 = v_3 = \phi_3 = \phi_2 = 0$$

So

$$-wL = \frac{EI}{L^3} \left[24 + \frac{KL^3}{EI} \right] v_2$$

$$\Rightarrow -500 \times 20 = \frac{1.6 \times 10^6 \times 100}{(20 \times 12)^3} \left[24 + \frac{4000(20 \times 12)^3}{1.6 \times 10^6(100)} \right] v_2$$

$$\Rightarrow -10000 = 277.78 v_2 \Rightarrow v_2 = -2.338 \text{ in.}$$

Reactions

$$\begin{Bmatrix} F_{1y} \\ M_1 \\ F_{2y} \\ M_2 \\ F_{3y} \\ M_3 \end{Bmatrix} = 11.574 \begin{bmatrix} 12 & 6L & -12 & 6L & 0 & 0 \\ 6L & 4L^2 & -6L & 2L^2 & 0 & 0 \\ -12 & -6L & 24+k^1 & 0 & -12 & 6L \\ 6L & 2L^2 & 0 & 8L^2 & -6L & 2L^2 \\ 0 & 0 & -12 & -6L & 12 & -6L \\ 0 & 0 & 6L & 2L^2 & -6L & 4L^2 \end{bmatrix} \begin{Bmatrix} 0 \\ 0 \\ -2.338 \\ 0 \\ 0 \\ 0 \end{Bmatrix} = \begin{Bmatrix} -5000 \text{ lb} \\ -200000 \text{ in} \cdot \text{lb} \\ -10000 \\ 0 \\ -5000 \text{ lb} \\ 200000 \text{ in} \cdot \text{lb} \end{Bmatrix}$$

$$\Rightarrow F_{1y} = 5325 \text{ lb}$$

$$M_1 = 19,914 \text{ lb} \cdot \text{ft}$$

$$F_{2y} = 0 \text{ lb}$$

$$M_2 = 0$$

$$F_{3y} = 5325 \text{ lb}$$

$$M_3 = -19,914 \text{ lb} \cdot \text{ft}$$

Element 1-2

$$\begin{Bmatrix} f_{1y} \\ m_1 \\ f_{2y} \\ m_2 \end{Bmatrix} = 11.574 \begin{bmatrix} 12 & 6L & -12 & 6L \\ 6L & 4L^2 & -6L & 2L^2 \\ -12 & -6L & 12 & -6L \\ 6L & 2L^2 & -6L & 4L^2 \end{bmatrix} \begin{Bmatrix} 0 \\ 0 \\ -2.338 \\ 0 \end{Bmatrix} - \begin{Bmatrix} -5000 \\ -200000 \\ -5000 \\ 200000 \end{Bmatrix}$$

$$\Rightarrow f_{1y} = 5325 \text{ lb}, m_1 = 19914 \text{ lb}\cdot\text{ft}$$

$$f_{2y} = 4675 \text{ lb}, m_2 = -13419 \text{ lb}\cdot\text{ft}$$

Element 2-3

$$f_{2y} = 4675 \text{ lb}$$

$$m_2 = 13419 \text{ lb}\cdot\text{ft}$$

from symmetry

$$f_{3y} = 5325 \text{ lb}$$

$$m_3 = -19914 \text{ lb}\cdot\text{ft}$$

Note: Spring force is

$$F_s = \left(4000 \frac{\text{lb}}{\text{in.}}\right) (2.338 \text{ in.}) = 9352 \text{ lb}$$

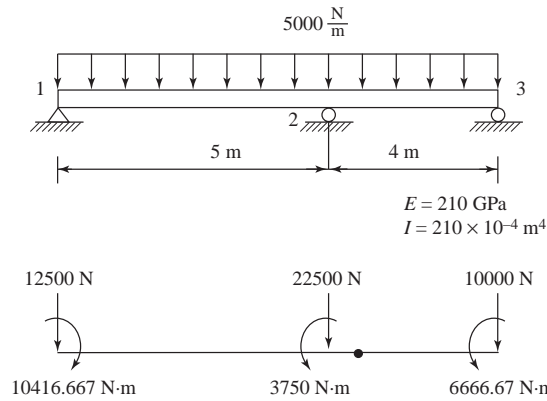
Equilibrium at node 2

$$\downarrow 4675 \text{ lb from element 1} \quad \Sigma F_y = 0$$

$$\downarrow 4675 \text{ lb from element 2}$$

$$\uparrow F_s = 9352 \text{ lb}$$

4.24



$$v_1 = 0 = v_2 = v_3$$

$$[k_{1-2}] = EI \begin{bmatrix} \frac{4}{5} & \frac{2}{5} \\ \frac{2}{5} & \frac{4}{5} \end{bmatrix} \begin{Bmatrix} \phi_1 \\ \phi_2 \end{Bmatrix}$$

$$[k_{2-3}] = EI \begin{bmatrix} \frac{4}{4} & \frac{2}{4} \\ \frac{2}{4} & \frac{4}{4} \end{bmatrix} \begin{Bmatrix} \phi_2 \\ \phi_3 \end{Bmatrix}$$

$$\{F_0\} = [K] \{d\}$$

$$\begin{Bmatrix} -10416.667 \\ 3750 \\ 6666.67 \end{Bmatrix} = (210 \times 10^9) (2 \times 10^{-4}) \begin{bmatrix} 0.8 & 0.4 & 0 \\ 0.4 & 1.8 & 0.5 \\ 0 & 0.5 & 1 \end{bmatrix} \begin{Bmatrix} \phi_1 \\ \phi_2 \\ \phi_3 \end{Bmatrix}$$

$$-10416.667 = (210 \times 10^9) (2 \times 10^{-4}) [0.8\phi_1 + 0.4\phi_2] \quad (1)$$

$$3750 = (210 \times 10^9) (2 \times 10^{-4}) [0.4\phi_1 + 1.8\phi_2 + 0.5\phi_3] \quad (2)$$

$$6666.67 = (210 \times 10^9) (2 \times 10^{-4}) [0.5\phi_2 + \phi_3] \quad (3)$$

Multiplying $-2 \times (2)$ and adding it to (1) we have

$$-10416.667 = 4.2 \times 10^7 [0.8\phi_1 + 0.4\phi_2]$$

$$-7500 = 4.2 \times 10^7 [-0.8\phi_1 - 3.6\phi_2 - \phi_3]$$

$$-17916.667 = 4.2 \times 10^7 [-3.2\phi_2 - \phi_3] \quad (4)$$

Adding (3) to (4) we have

$$-17916.667 = 4.2 \times 10^7 [-3.2\phi_2 - \phi_3]$$

$$6666.667 = 4.2 \times 10^7 [0.5\phi_2 + \phi_3]$$

$$-11250 = 4.2 \times 10^7 (-2.7\phi_2)$$

$$\Rightarrow \boxed{\phi_2 = 9.92 \times 10^{-5} \text{ rad}}$$

Substituting into (4) we have

$$-17916.667 = 4.2 \times 10^7 [-3.2(9.92 \times 10^{-5}) - \phi_3]$$

$$\Rightarrow \boxed{\phi_3 = 1.091 \times 10^{-4} \text{ rad}}$$

Substituting in (1)

$$\Rightarrow -10416.667 = 4.2 \times 10^7 [0.8 + (u_0 + (-8)) + 0.4(9.92 \times 10^{-5})]$$

$$\Rightarrow \boxed{\phi_1 = -3.596 \times 10^{-4} \text{ rad}}$$

Element 1-2

$$\begin{Bmatrix} f_{1y}^{(e)} \\ m_1^{(e)} \\ f_{2y}^{(e)} \\ m_2^{(e)} \end{Bmatrix} = \frac{(210 \times 10^9)(2 \times 10^{-4})}{5^3} \begin{bmatrix} 12 & 6L & -12 & 6L \\ 6L & 4L^2 & -6L & 2L^2 \\ -12 & -6L & 12 & -6L \\ 6L & 2L^2 & -6L & 4L^2 \end{bmatrix} \begin{Bmatrix} 0 \\ -3.596 \times 10^{-4} \\ 0 \\ 9.92 \times 10^{-5} \end{Bmatrix}$$

$$\Rightarrow \hat{f}_{1y}^{(e)} = -2625 \text{ N}$$

$$m_1^{(e)} = -10416.67 \text{ N}\cdot\text{m}$$

$$f_{2y}^{(e)} = 2625 \text{ N}$$

$$m_2^{(e)} = -2708.33 \text{ N}\cdot\text{m}$$

$$\begin{Bmatrix} f_{1y} \\ m_1 \\ f_{2y} \\ m_2 \end{Bmatrix} = \begin{Bmatrix} -2625 \\ -10416.667 \\ 2625 \\ -2708.33 \end{Bmatrix} - \begin{Bmatrix} -12500 \\ -10416.667 \\ -12500 \\ -10416.667 \end{Bmatrix}$$

$$\Rightarrow f_{1y} = 9875 \text{ N}, m_1 = 0$$

$$f_{2y} = 15125 \text{ N}, m_2 = -13125 \text{ N}\cdot\text{m}$$

Element 2-3

$$\begin{Bmatrix} f_{2y}^{(e)} \\ m_2^{(e)} \\ f_{3y}^{(e)} \\ m_3^{(e)} \end{Bmatrix} = \frac{(210 \times 10^9)(2 \times 10^{-4})}{4^3} \begin{bmatrix} 12 & 6L & -12 & 6L \\ 6L & 4L^2 & -6L & 2L^2 \\ -12 & -6L & 12 & -6L \\ 6L & 2L^2 & -6L & 4L^2 \end{bmatrix} \begin{Bmatrix} 0 \\ 9.92 \times 10^{-5} \\ 0 \\ -1.091 \times 10^{-4} \end{Bmatrix}$$

$$\Rightarrow f_{2y} = 13281.25 \text{ N}$$

$$m_2 = 13125 \text{ N} \cdot \text{m}$$

$$f_3 = 6718.5 \text{ N}$$

$$m_3 = 0$$

Global

$$F_{1y} = f_{1y} = 9875 \text{ N}$$

$$M_1 = m_1 = 0$$

$$F_{2y} = 1525 + 13281.25 = 28406.25 \text{ N}$$

$$M_2 = -13125 + 13125 = 0$$

$$F_{3y} = f_{3y} = 6718.75 \text{ N}$$

$$M_3 = m_3 = 0$$

4.25

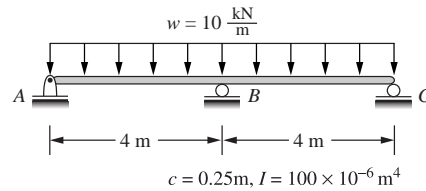




Figure P4-25





4.26

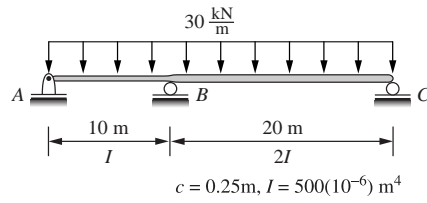
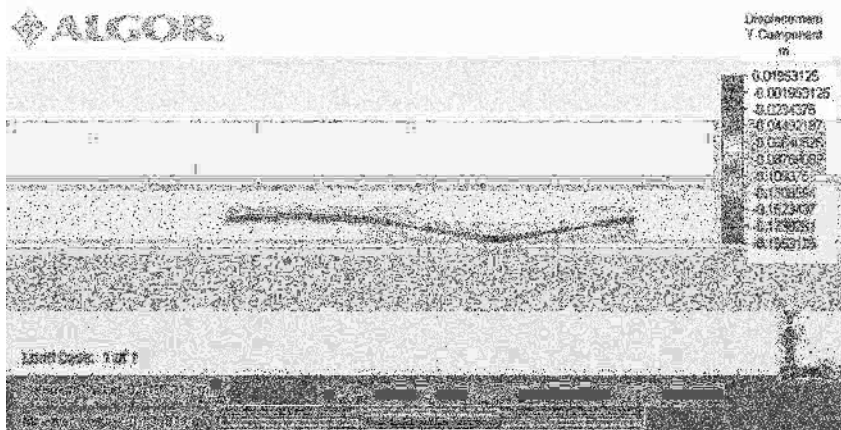



Figure P4-26



4.27

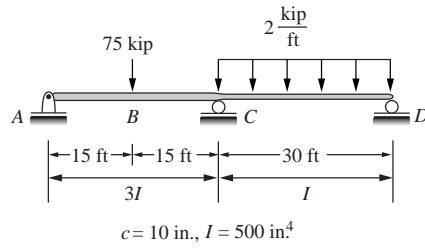



Figure P4-27



4.28

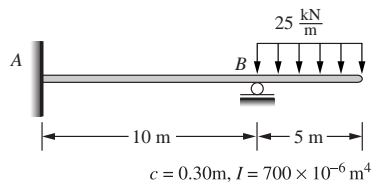


Figure P4-28

1 **** BEAM ELEMENTS

- number of beam elements = 2
- number of area property sets = 1
- number of fixed end force sets = 4

number of materials = 1
 number of intermediate load sets = 4

1 **** BEAM ELEMENT FORCES AND MOMENTS

ELEMENT NO.	CASE (MODE)	AXIAL FORCE	SHEAR FORCE	SHEAR FORCE	TORSION MOMENT	BENDING MOMENT	BENDING MOMENT
		R1	R2	R3	M1	M2	M3
1	1	0.000E+00	4.688E+04	0.000E+00	0.000E+00	0.000E+00	1.562E+05
		0.000E+00	4.688E+04	0.000E+00	0.000E+00	0.000E+00	-3.125E+05
2	1	0.000E+00	-1.250E+05	0.000E+00	0.000E+00	0.000E+00	-3.125E+05
		0.000E+00	0.000E+00	0.000E+00	0.000E+00	0.000E+00	0.000E+00

1 **** BEAM ELEMENT STRESSES

ELEMENT NO.	CASE (MODE)	P/A	P/A+M2/S2	P/A-M2/S2	P/A+M3/S3	P/A-M3/S3	WORST SUM
		1	1	0.000E+00	0.000E+00	0.000E+00	6.6973+07
2	1	0.000E+00	0.000E+00	0.000E+00	-1.339E+08	1.339E+08	1.339E+08
		0.000E+00	0.000E+00	0.000E+00	-1.339E+08	1.339E+08	1.339E+08
		0.000E+00	0.000E+00	0.000E+00	-1.192E-07	1.192E-07	1.192E-07

4.29

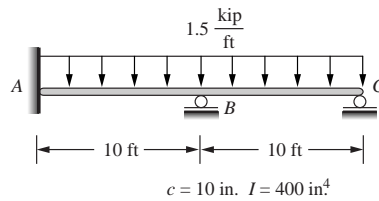
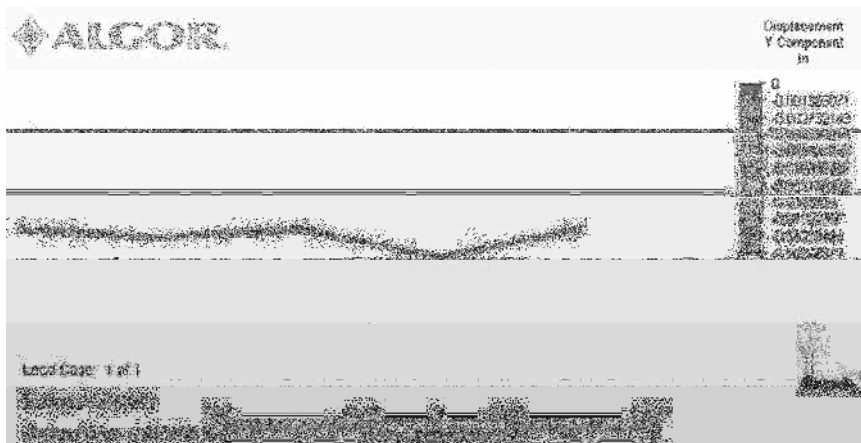



Figure P4-29



4.30

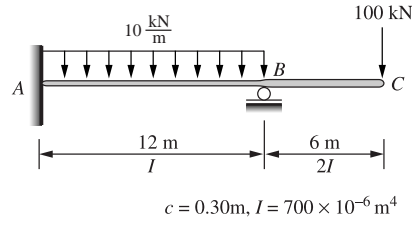




Figure P4-30



4.31 Design a beam of ASTM A36 steel with allowable bending stress of 160 MPa to support the load shown in Figure P4-31. Assume a standard wide flange beam from Appendix F or some other source can be used.

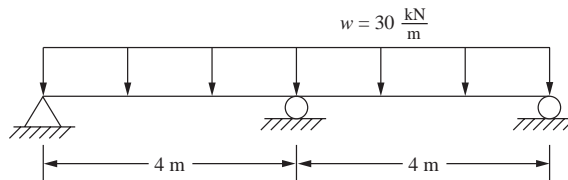


Figure P4-31

1**** BEAM ELEMENT FORCES AND MOMENTS

ELEMENT NO.	CASE (MODE)	AXIAL FORCE	SHEAR FORCE	SHEAR FORCE	TORSION MOMENT	BENDING MOMENT	BENDING MOMENT
		R1	R2	R3	M1	M2	M3
1	1	0.000E+00	-4.500E+04	0.000E+00	0.000E+00	0.000E+00	0.000E+00
		0.000E+00	1.500E+04	0.000E+00	0.000E+00	0.000E+00	3.000E+04
2	1	0.000E+00	1.500E+04	0.000E+00	0.000E+00	0.000E+00	3.000E+04
		0.000E+00	7.500E+04	0.000E+00	0.000E+00	0.000E+00	-6.000E+04
3	1	0.000E+00	-7.500E+04	0.000E+00	0.000E+00	0.000E+00	-6.000E+04
		0.000E+00	-1.500E+04	0.000E+00	0.000E+00	0.000E+00	3.000E+04
4	1	0.000E+00	-1.500E+04	0.000E+00	0.000E+00	0.000E+00	3.000E+04
		0.000E+00	4.500E+04	0.000E+00	0.000E+00	0.000E+00	0.000E+00

1 **** BEAM ELEMENT STRESSES

ELEMENT NO.	CASE (MODE)	P/A	P/A+M2/S2	P/A-M2/S2	P/A+M3/S3	P/A-M3/S3	WORST SUM
1	1	0.000E+00	0.000E+00	0.000E+00	0.000E+00	0.000E+00	0.000E+00
		0.000E+00	0.000E+00	0.000E+00	4.658E+06	-4.658E+06	4.658E+06
2	1	0.000E+00	0.000E+00	0.000E+00	4.658E+06	-4.658E+06	4.658E+06
		0.000E+00	0.000E+00	0.000E+00	-9.317E+06	9.317E+06	9.317E+06
3	1	0.000E+00	0.000E+00	0.000E+00	-9.317E+06	9.317E+06	9.317E+06
		0.000E+00	0.000E+00	0.000E+00	4.658E+06	-4.658E+06	4.658E+06
4	1	0.000E+00	0.000E+00	0.000E+00	4.658E+06	-4.658E+06	4.658E+06
		0.000E+00	0.000E+00	0.000E+00	0.000E+00	0.000E+00	0.000E+00

S75 × 11.2	1430	76	64	6.6	8.9	1.20	31.6	29.0	0.254	7.72	13.1
8.5	1070	76	59	6.6	4.3	1.03	27.1	31.0	0.190	6.44	13.3

† It may be noted that an American Standard Beam is designated by the letter S followed by the nominal depth in millimeters and the mass in kilograms per meter. S75 × 8.5 acceptable for $\sigma_{max} \leq 160$ MPa. But not for deflection. Try larger section. W 10 × 112 works.

4.32 Select a standard steel pipe from Appendix F to support the load shown. The allowable bending stress must not exceed 24 ksi, and the allowable deflection must not exceed $\frac{L}{360}$ of any span.

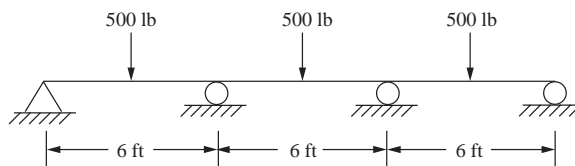
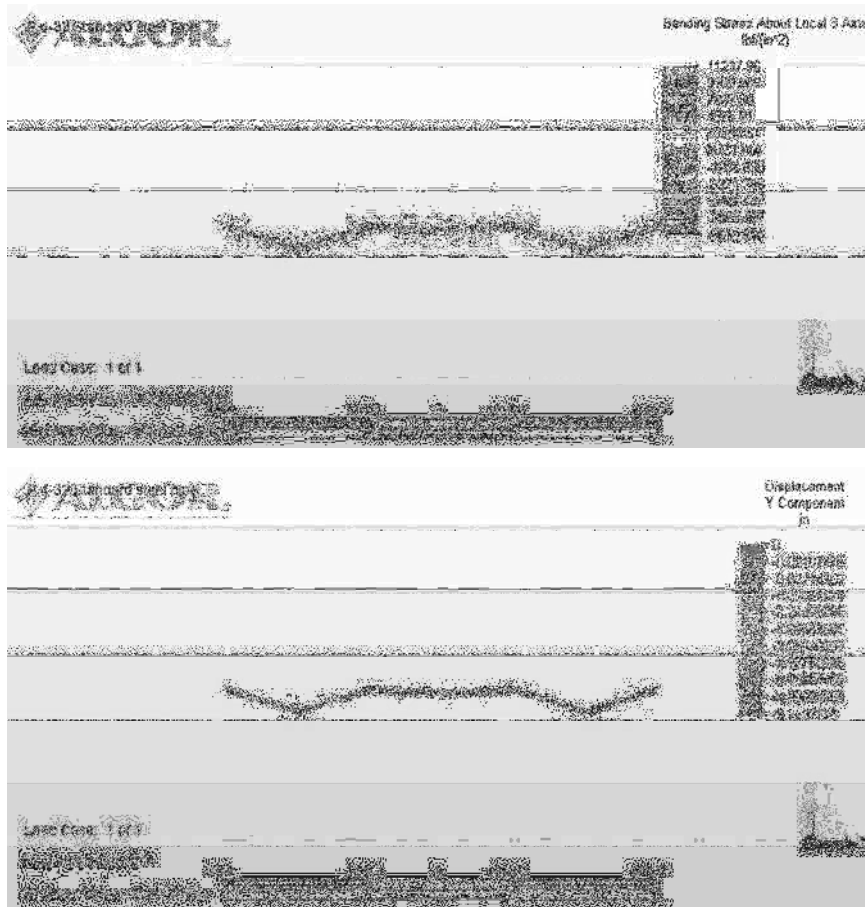


Figure P4-32



1 **** BEAM ELEMENTS

number of beam elements = 6
 number of area property sets = 1
 number of fixed end force sets = 4
 number of materials = 1
 number of intermediate load sets = 4

1**** BEAM ELEMENT FORCES AND MOMENTS

ELEMENT No.	CASE (MODE)	AXIAL FORCE	SHEAR FORCE	SHEAR FORCE	TORSION MOMENT	BENDING MOMENT	BENDING MOMENT
		R1	R2	R3	M1	M2	M3
1	1	0.000E+00	-1.751E+02	0.000E+00	0.000E+00	0.000E+00	0.000E+00
		0.000E+00	-1.751E+02	0.000E+00	0.000E+00	0.000E+00	6.303E+03
2	1	0.000E+00	3.249E+02	0.000E+00	0.000E+00	0.000E+00	6.303E+03
		0.000E+00	3.249E+02	0.000E+00	0.000E+00	0.000E+00	-5.394E+03
3	1	0.000E+00	-2.500E+02	0.000E+00	0.000E+00	0.000E+00	-5.394E+03
		0.000E+00	-2.500E+02	0.000E+00	0.000E+00	0.000E+00	3.606E+03
4	1	0.000E+00	2.500E+02	0.000E+00	0.000E+00	0.000E+00	3.606E+03
		0.000E+00	2.500E+02	0.000E+00	0.000E+00	0.000E+00	-5.394E+03
5	1	0.000E+00	-3.249E+02	0.000E+00	0.000E+00	0.000E+00	-5.394E+03
		0.000E+00	-3.249E+02	0.000E+00	0.000E+00	0.000E+00	6.303E+03
6	1	0.000E+00	1.751E+02	0.000E+00	0.000E+00	0.000E+00	6.303E+03
		0.000E+00	1.751E+02	0.000E+00	0.000E+00	0.000E+00	0.000E+00

1 **** BEAM ELEMENT STRESSES

ELEMENT No.	CASE (MODE)	P/A	P/A+M2/S2	P/A-M2/S2	P/A+M3/S3	P/A-M3/S3	WORST SUM
1	1	0.000E+00	0.000E+00	0.000E+00	0.000E+00	0.000E+00	0.000E+00
		0.000E+00	0.000E+00	0.000E+00	1.124E+04	-1.124E+04	1.124E+04
2	1	0.000E+00	0.000E+00	0.000E+00	1.124E+04	-1.124E+04	1.124E+04
		0.000E+00	0.000E+00	0.000E+00	-9.621E+03	9.621E+03	9.621E+03
3	1	0.000E+00	0.000E+00	0.000E+00	-9.621E+03	9.621E+03	9.621E+03
		0.000E+00	0.000E+00	0.000E+00	6.432E+03	-6.432E+03	6.432E+03
4	1	0.000E+00	0.000E+00	0.000E+00	6.432E+03	-6.432E+03	6.432E+03
		0.000E+00	0.000E+00	0.000E+00	-9.621E+03	9.621E+03	9.621E+03
5	1	0.000E+00	0.000E+00	0.000E+00	-9.621E+03	9.621E+03	9.621E+03
		0.000E+00	0.000E+00	0.000E+00	1.124E+04	-1.124E+04	1.124E+04
6	1	0.000E+00	0.000E+00	0.000E+00	1.124E+04	-1.124E+04	1.124E+04
		0.000E+00	0.000E+00	0.000E+00	0.000E+00	0.000E+00	0.000E+00

$\sigma_{max} = 11.24 \text{ ksi} < \sigma_{allow} = 24 \text{ ksi}$ (For 2 in. schedule 40 steel pipe, $I = 0.666 \text{ in.}^4$)

4.33 Select a rectangular structural tube from Appendix F to support the loads shown for the beam in Figure P4-33. The allowable bending stress should not exceed 24 ksi.

Rectangular tube $4'' \times 2\frac{1}{2}'' \times \frac{5}{16}''$
 $I_2 = 2.89 \text{ in.}^4$
 $I_3 = 6.13 \text{ in.}^4$

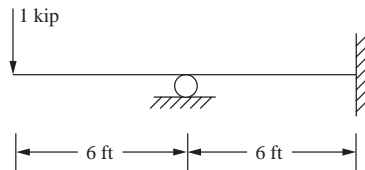


Figure P4-33

1 **** BEAM ELEMENT FORCES AND MOMENTS

ELEMENT No.	CASE (MODE)	AXIAL FORCE	SHEAR FORCE	SHEAR FORCE	TORSION MOMENT	BENDING MOMENT	BENDING MOMENT
		R1	R2	R3	M1	M2	M3
1	1	0.000E+00	1.000E+03	0.000E+00	0.000E+00	0.000E+00	0.000E+00
		0.000E+00	1.000E+03	0.000E+00	0.000E+00	0.000E+00	-3.600E+04
2	1	0.000E+00	1.000E+03	0.000E+00	0.000E+00	0.000E+00	-3.600E+04
		0.000E+00	1.000E+03	0.000E+00	0.000E+00	0.000E+00	-7.200E+04
3	1	0.000E+00	-1.500E+03	0.000E+00	0.000E+00	0.000E+00	-7.200E+04
		0.000E+00	-1.500E+03	0.000E+00	0.000E+00	0.000E+00	-1.800E+04
4	1	0.000E+00	-1.500E+03	0.000E+00	0.000E+00	0.000E+00	-1.800E+04
		0.000E+00	-1.500E+03	0.000E+00	0.000E+00	0.000E+00	3.600E+04

1 **** BEAM ELEMENT STRESSES

ELEMENT NO.	CASE (MODE)	P/A	P/A+M2/S2	P/A-M2/S2	P/A+M3/S3	P/A-M3/S3	WORST SUM
1	1	0.000E+00	0.000E+00	0.000E+00	0.000E+00	0.000E+00	0.000E+00
		0.000E+00	0.000E+00	0.000E+00	-1.176E+04	1.176E+04	1.176E+04

2	1	0.000E+00	0.000E+00	0.000E+00	-1.176E+04	1.176E+04	1.176E+04
		0.000E+00	0.000E+00	0.000E+00	-2.353E+04	2.353E+04	2.353E+04
3	1	0.000E+00	0.000E+00	0.000E+00	-2.353E+04	2.353E+04	2.353E+04
		0.000E+00	0.000E+00	0.000E+00	-5.882E+03	5.882E+03	5.882E+03
4	1	0.000E+00	0.000E+00	0.000E+00	-5.882E+03	5.882E+03	5.882E+03
		0.000E+00	0.000E+00	0.000E+00	1.176E+04	-1.176E+04	1.176E+04

$$\sigma_{\max} = 23,530 \text{ psi} < \sigma_{\text{allow}} = 24,000 \text{ psi}$$

4.34 Select a standard W section from Appendix F or some other source to support the loads shown for the beam in Figure P4–34. The bending stress must not exceed 160 MPa.

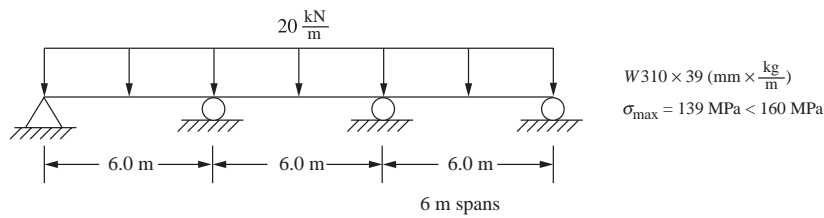


Figure P4 –34

Displacements/Rotations (degrees) of nodes

NODE number	X- translation	Y- translation	Z- translation	X- rotation	Y- rotation	Z- rotation
1	0.0000E+00	0.0000E+00	0.0000E+00	0.0000E+00	0.0000E+00	0.0000E+00
2	0.0000E+00	-4.2861E-03	0.0000E+00	0.0000E+00	0.0000E+00	-5.8470E-03
3	0.0000E+00	0.0000E+00	0.0000E+00	0.0000E+00	0.0000E+00	2.3388E-02
4	0.0000E+00	-2.4492E-03	0.0000E+00	0.0000E+00	0.0000E+00	1.7541E-02
5	0.0000E+00	0.0000E+00	0.0000E+00	0.0000E+00	0.0000E+00	-9.3553E-02
6	0.0000E+00	-9.7968E-03	0.0000E+00	0.0000E+00	0.0000E+00	-6.4317E-02

1 **** BEAM ELEMENT FORCE AND MOMENTS

ELEMENT NO.	CASE (MODE)	AXIAL FORCE	SHEAR FORCE R1	SHEAR FORCE R2	SHEAR FORCE R3	TORSION MOMENT M1	BENDING MOMENT M2	BENDING MOMENT M3
1	1	0.000E+00	-6.115E+04	0.000E+00	0.000E+00	0.000E+00	0.000E+00	-6.231E+04
		0.000E+00	-1.154E+03	0.000E+00	0.000E+00	0.000E+00	0.000E+00	3.115E+04
2	1	0.000E+00	-1.154E+03	0.000E+00	0.000E+00	0.000E+00	0.000E+00	3.115E+04
		0.000E+00	5.885E+04	0.000E+00	0.000E+00	0.000E+00	0.000E+00	-5.538E+04
3	1	0.000E+00	-5.654E+04	0.000E+00	0.000E+00	0.000E+00	0.000E+00	-5.538E+04
		0.000E+00	3.462E+03	0.000E+00	0.000E+00	0.000E+00	0.000E+00	2.423E+04
4	1	0.000E+00	3.462E+03	0.000E+00	0.000E+00	0.000E+00	0.000E+00	2.423E+04
		0.000E+00	6.346E+04	0.000E+00	0.000E+00	0.000E+00	0.000E+00	-7.615E+04
5	1	0.000E+00	-7.269E+04	0.000E+00	0.000E+00	0.000E+00	0.000E+00	-7.615E+04
		0.000E+00	-1.269E+04	0.000E+00	0.000E+00	0.000E+00	0.000E+00	5.192E+04
6	1	0.000E+00	-1.269E+04	0.000E+00	0.000E+00	0.000E+00	0.000E+00	5.192E+04
		0.000E+00	4.731E+04	0.000E+00	0.000E+00	0.000E+00	0.000E+00	0.000E+00

1**** BEAM ELEMENT STRESSES

ELEMENT NO.	CASE (MODE)	P/A	P/A + M2/S2	P/A-M2/S2	P/A+M3/S3	P/A-M3/S3	WORST SUM
1	1	0.000E+00	0.000E+00	0.000E+00	-1.139E+08	1.139E+08	1.139E+08
		0.000E+00	0.000E+00	0.000E+00	5.695E+07	-5.695E+07	5.695E+07
2	1	0.000E+00	0.000E+00	0.000E+00	5.695E+07	-5.695E+07	5.695E+07
		0.000E+00	0.000E+00	0.000E+00	-1.013E+08	1.013E+08	1.013E+08
3	1	0.000E+00	0.000E+00	0.000E+00	-1.013E+08	1.013E+08	1.013E+08
		0.000E+00	0.000E+00	0.000E+00	4.430E+07	-4.430E+07	4.430E+07
4	1	0.000E+00	0.000E+00	0.000E+00	4.430E+07	-4.430E+07	4.430E+07
		0.000E+00	0.000E+00	0.000E+00	-1.392E+08	1.392E+08	1.392E+08
5	1	0.000E+00	0.000E+00	0.000E+00	-1.392E+08	1.392E+08	1.392E+08
		0.000E+00	0.000E+00	0.000E+00	9.492E+07	-9.492E+07	9.492E+07
6	1	0.000E+00	0.000E+00	0.000E+00	9.492E+07	-9.492E+07	9.492E+07
		0.000E+00	0.000E+00	0.000E+00	0.000E+00	0.000E+00	0.000E+00

4.35 For the beam shown in Figure P4-35, determine a suitable sized W section from Appendix F or from another suitable source such that the bending stress does not exceed 150 MPa and the maximum deflection does not exceed $\frac{L}{360}$ of any span.

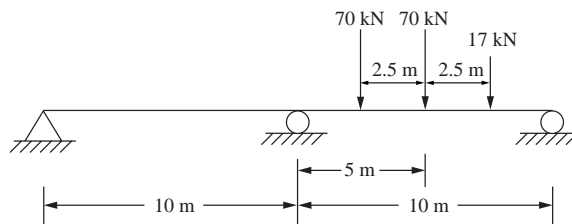


Figure P4-35

ASTM A36 steel


$$\frac{L}{360} = \frac{10 \text{ m}}{360} = 0.0278 \text{ m}$$

$$\Delta Y_{\max} = 0.0556 \text{ m}$$

$$\text{Bending stress max} = 150 \text{ MPa} = 1.50 \times 10^8 \frac{\text{N}}{\text{m}^2}$$

Beam	I_3 (m ⁴)	S_3 (m ³)	A (m ²)	Bending stress ($\frac{\text{N}}{\text{m}^2}$)	ΔY_{\max} (m)
W310 × 143	0.000348	0.002150	0.018200	1.010×10^8	-0.0269
W460 × 158	0.000796	0.00340	0.0201	6.389×10^7	-0.0118
W760 × 257	0.003420	0.008850	0.0326	2.455×10^7	-0.00275
W310 × 44.5	0.0000992	0.000634	0.00569	3.426×10^8	-0.0944
W310 × 74	0.000165	0.001060	0.009480	2.049×10^8	-0.0568
W310 × 107	0.000248	0.001590	0.013600	1.366×10^8	-0.03776

For the problem given a W310 × 107 beam was chosen made of ASTM A36 steel. This made for a maximum deflection of 0.0378 m (see above table) which is less than the 0.0556 m maximum restraint.



- 4.36 For the stepped shaft shown in Figure P4-36, determine a solid circular cross section for each section shown such that the bending stress does not exceed 160 MPa and the maximum deflection does not exceed $\frac{L}{360}$ of the span.

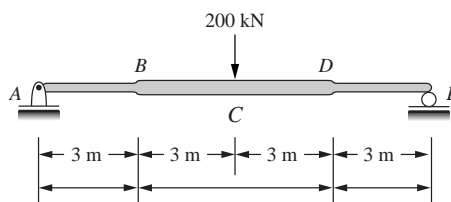


Figure P4-36

Try small radius of 140 mm

Large radius of 166 mm

Yields $\sigma_{\max} = 166$ MPa close to

$\sigma_{\max \text{ allow}} = 160$ MPa.

Need to increase smaller diameter

$$\frac{L}{360} = \frac{12 \text{ m}}{360} = \frac{1}{30} = 0.0333 \text{ m}$$

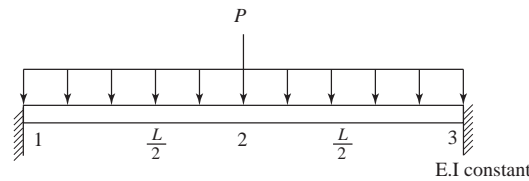
Other trials shown below

d_{AB} and d_{DE}	d_{BD} , mm	σ (MPa)	δ (m)	
279.6	332.5	166.3 MPa > 160	0.064 > 0.033	
290	340	155.5	0.058	δ Too Large
310	360	131	0.046	δ Too Large
340	390	103	0.0330	δ Finally at Limit of $\frac{L}{360}$

$$\therefore \text{Final } d_{AB} = 340 \text{ mm} = d_{DE}$$

$$d_{BD} = 390 \text{ mm}$$

4.37



Applying the boundary conditions

$$v_1 = \phi_1 = \phi_2 = v_3 = \phi_3 = 0 \text{ in the global equation } \{F\} = [K] \{d\} \text{ we have}$$

$$-\left(P + \frac{wL}{2}\right) = \frac{EI}{\left(\frac{L}{2}\right)^3} [24v_2]$$

$$\Rightarrow -P - \frac{wL}{2} = \frac{8EI}{L^3} 24v_2 \Rightarrow \boxed{v_2 = \frac{-PL^3}{192EI} - \frac{wL^4}{384EI}}$$

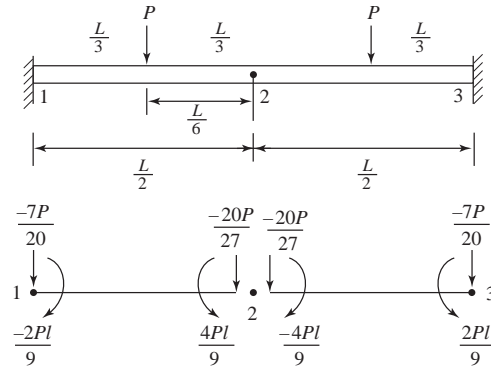
Reactions

$$\begin{Bmatrix} F_{1y} \\ M_1 \\ F_{2y} \\ M_2 \\ F_{3y} \\ M_3 \end{Bmatrix} = \frac{8EI}{L^3} \begin{bmatrix} 12 & \frac{6L}{2} & -12 & \frac{6L}{2} & 0 & 0 \\ \frac{6L}{2} & 4\left(\frac{L}{2}\right)^2 & -\frac{6L}{2} & \frac{2L^2}{4} & 0 & 0 \\ -12 & -\frac{6L}{2} & 24 & 0 & -12 & \frac{6L}{2} \\ 6L & \frac{2L^2}{4} & 0 & \frac{8L^2}{4} & -\frac{6L}{2} & \frac{2L^2}{4} \\ 0 & 0 & -12 & -\frac{6L}{2} & 12 & -\frac{6L}{2} \\ 0 & 0 & \frac{6L}{2} & \frac{2L^2}{2} & -\frac{6L}{2} & \frac{4L^2}{4} \end{bmatrix} \begin{Bmatrix} 0 \\ 0 \\ \frac{-PL^3}{192EI} - \frac{wL^4}{384EI} \\ 0 \\ 0 \\ 0 \end{Bmatrix} - \begin{Bmatrix} \frac{-wL}{4} \\ \frac{-wL^2}{48} \\ \frac{-wL}{2} \\ 0 \\ \frac{-wL}{4} \\ \frac{wL^2}{48} \end{Bmatrix}$$

$$\Rightarrow F_{1y} = \frac{P + wL}{2}, M_1 = \frac{PL}{8} + \frac{wL^2}{12}, F_{2y} = 0$$

$$M_2 = 0, F_{3y} = \frac{P + wL}{2}, M_3 = \frac{-PL}{8} - \frac{wL^2}{12}$$

4.38



After applying the boundary conditions

$$v_1 = \phi_1 = \phi_2 = v_2 = \phi_3 = 0$$

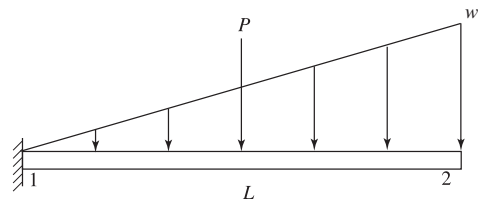
We have in the equation $\{F\} = [K] \{d\}$ the following

$$\frac{-40P}{27} = \frac{EI}{(3l)^3} [24v_2] \Rightarrow v_2 = \frac{-40Pl^3}{24EI}$$

$$\Rightarrow v_2 = \frac{-5Pl^3}{3EI} \text{ since } l = \frac{L}{6}$$

$$\Rightarrow v_2 = \frac{-5P(\frac{L}{6})^3}{3EI} \Rightarrow \boxed{v_2 = \frac{-5PL^3}{648EI}}$$

4.39



Applying the boundary conditions $v_1 = \phi_1 = 0$

$$\Rightarrow \begin{cases} -\frac{P}{2} - \frac{7wL}{20} \\ \frac{PL}{8} + \frac{wL^2}{20} \end{cases} = \frac{EI}{L^3} \begin{bmatrix} 12 & -6L \\ -6L & 4L^2 \end{bmatrix} \begin{cases} v_2 \\ \phi_2 \end{cases} \quad (1)$$

$$\quad (2)$$

Multiplying (1) by L and (2) by 2 and then adding

$$\frac{-PL}{2} - \frac{7wL^2}{20} = \frac{EI}{L^3} [12Lv_2 - 6L^2\phi_2]$$

$$\frac{PL}{4} + \frac{2wL^2}{20} = \frac{EI}{L^3} [-12Lv_2 + 8L^2\phi_2]$$

$$\frac{-PL}{4} - \frac{wL^2}{4} = \frac{EI}{L^3} (2L^2\phi_2) \Rightarrow \phi_2 = \frac{-(PL^2 + wL^3)}{8EI}$$

$$\text{Substituting in (1)} \Rightarrow \frac{-P}{2} - \frac{7wL}{20} = \frac{EI}{L^3} \left[12v_2 - 6L \left[\frac{-PL^2 - wL^3}{8EI} \right] \right]$$

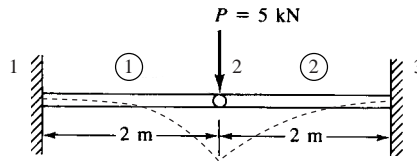
$$\Rightarrow \frac{-5P}{4} - \frac{22wL}{20} = \frac{12EI}{L^3} v_2 \Rightarrow v_2 = \frac{-(25P + 22wL)L^3}{240EI}$$

$$\begin{Bmatrix} F_{1y} \\ M_1 \\ F_{2y} \\ M_2 \end{Bmatrix} = \frac{EI}{L^3} \begin{bmatrix} 12 & 6L & -12 & 6L \\ 6L & 4L^2 & -6L & 2L^2 \\ -12 & -6L & 12 & -6L \\ 6L & 2L^2 & -6L & 4L^2 \end{bmatrix} \begin{Bmatrix} 0 \\ 0 \\ \frac{-(25P + 22wL)L^3}{240EI} \\ \frac{-PL^2 - wL^3}{EI} \end{Bmatrix} - \begin{Bmatrix} -\frac{P}{2} - \frac{3wL}{20} \\ -\frac{PL}{8} - \frac{wL^2}{30} \\ -\frac{P}{2} - \frac{7wL}{20} \\ \frac{PL}{8} + \frac{wL^2}{20} \end{Bmatrix}$$

$$\Rightarrow F_{1y} = P + \frac{wL}{2}, M_1 = \frac{PL}{2} + \frac{1}{3}wL^2$$

$$F_{2y} = 0, M_2 = 0$$

4.40



Assume the hinge as a part of the first element. Therefore, stiffness matrix for element 1 is

$$[k^{(1)}] = \frac{3EI}{8} \begin{bmatrix} v_1 & \phi_1 & v_2 & \phi_2 \\ 1 & 2 & -1 & 0 \\ 2 & 4 & -2 & 0 \\ -1 & 2 & 1 & 0 \\ 0 & 0 & 0 & 0 \end{bmatrix}$$

Stiffness matrix of element 2 is

$$[k^{(2)}] = \begin{bmatrix} 12 & 12 & -12 & 12 \\ 12 & 16 & -12 & 8 \\ -12 & -12 & 12 & -12 \\ 12 & 8 & -12 & 16 \end{bmatrix} \begin{Bmatrix} v_2 \\ \phi_2 \\ v_3 \\ \phi_3 \end{Bmatrix}$$

Adding the matrices by superposition

$$[K] = \begin{matrix} & \begin{matrix} v_1 & \phi_1 & v_2 & \phi_2 & v_3 & \phi_3 \end{matrix} \\ \begin{matrix} 3 \\ 6 \\ -3 \\ 0 \\ 0 \\ 0 \end{matrix} & \begin{bmatrix} 6 & 3 & 0 & 0 & 0 & 0 \\ 6 & 12 & 6 & 0 & 0 & 0 \\ -3 & -6 & 15 & 12 & -12 & 12 \\ 0 & 0 & 12 & 16 & -12 & 8 \\ 0 & 0 & 12 & 12 & 12 & 12 \\ 0 & 0 & 12 & 8 & 12 & 16 \end{bmatrix} \end{matrix}$$

Applying the boundary conditions

$$v_1 = 0, \phi_1 = 0, v_3 = 0, \phi_3 = 0$$

$$\therefore \frac{EI}{8} \begin{bmatrix} 15 & 12 \\ 12 & 16 \end{bmatrix} \begin{Bmatrix} v_2 \\ \phi_2 \end{Bmatrix} = \begin{Bmatrix} -5 \text{ kN} \\ 0 \end{Bmatrix}$$

$$\Rightarrow \frac{EI}{8} [15v_2 + 12\phi_2] = -5000 \quad (1)$$

$$12v_2 + 16\phi_2 = 0 \quad (2)$$

$$\text{From (2), } v_2 = -\frac{4}{3}\phi_2 \quad (3)$$

Substituting (3) in (1)

$$\frac{5}{8} \times \left(-\frac{4}{3}\right) \phi_2 + 12\phi_2 = \frac{-5 \times 10^3 \times 8}{210 \times 10^9 \times 2 \times 10^{-4}}$$

$$\Rightarrow -8\phi_2 = \frac{-5 \times 10^3 \times 8}{420 \times 10^5}$$

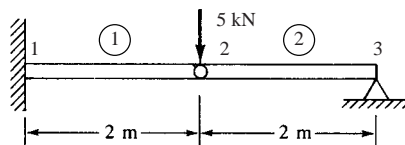
$$\Rightarrow \phi_2 = \frac{5000}{420 \times 10^5}$$

$$\Rightarrow \boxed{\phi_2^{(2)} = 1.19 \times 10^{-4} \text{ rad}}$$

$$\begin{aligned} \therefore v_2 &= -\frac{4}{3}\phi_2 \\ &= -\frac{4}{3} \times 1.19 \times 10^{-4} \end{aligned}$$

Hence $\boxed{v_2 = -1.57 \times 10^{-4} \text{ m}}$

4.41



$$[k^{(1)}] = \frac{3EI}{8} \begin{bmatrix} 1 & 2 & -1 & 0 \\ 2 & 4 & -2 & 0 \\ -1 & -2 & 1 & 0 \\ 0 & 0 & 0 & 0 \end{bmatrix}$$

$$[k^{(2)}] = \frac{EI}{8} \begin{bmatrix} 12 & 12 & -12 & 12 \\ 12 & 16 & -12 & 8 \\ -12 & -12 & 12 & -12 \\ 12 & 8 & -12 & 16 \end{bmatrix}$$

By superposition

$$[K] = \frac{EI}{8} \begin{bmatrix} 3 & 6 & -3 & 0 & 0 & 0 \\ 6 & 12 & -6 & 0 & 0 & 0 \\ -3 & -6 & 15 & 12 & -12 & 12 \\ 0 & 0 & 12 & 16 & -12 & 8 \\ 0 & 0 & -12 & -12 & 12 & -12 \\ 0 & 0 & 12 & 8 & -12 & 16 \end{bmatrix}$$

Boundary conditions

$$v_1 = 0, \phi_1 = 0, v_3 = 0$$

$$\frac{EI}{8} \begin{bmatrix} 15 & 12 & 12 \\ 12 & 16 & 8 \\ 12 & 8 & 16 \end{bmatrix} \begin{Bmatrix} v_3 \\ \phi_2 \\ \phi_3 \end{Bmatrix} = \begin{Bmatrix} -5000 \\ 0 \\ 0 \end{Bmatrix}$$

Solving by Gaussian Elimination we have

$$\left[\begin{array}{ccc|c} 15 & 12 & 12 & -9.5 \times 10^{-4} \\ 12 & 16 & 8 & 0 \\ 12 & 8 & 16 & 0 \end{array} \right]$$

Select $a_{11} = 15$ as the pivot

(a) Add the multiple $\frac{-a_{21}}{a_{11}} = \frac{-12}{15} = \frac{-4}{5}$ of the first row to the second row

(b) Add the multiple $\frac{-a_{31}}{a_{11}} = \frac{-4}{5}$ of the first row to the third row.

$$\left[\begin{array}{ccc|c} 15 & 12 & 12 & -9.5 \times 10^{-4} \\ 0 & 6.4 & -1.6 & 7.6 \times 10^{-4} \\ 0 & -1.6 & 6.4 & 7.6 \times 10^{-4} \end{array} \right]$$

Select $a_{22} = 6.4$ as the pivot

Repeating the same procedure

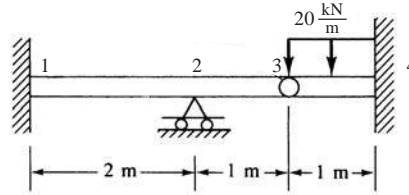
$$\left[\begin{array}{ccc|c} 15 & 12 & 12 & -9.5 \times 10^{-4} \\ 0 & 6.4 & -1.6 & 7.6 \times 10^{-4} \\ 0 & 0 & 6 & 9.5 \times 10^{-4} \end{array} \right]$$

$$\Rightarrow \underline{\underline{\phi_3 = 1.583 \times 10^{-4} \text{ rad}}}$$

$$\underline{\underline{\phi_2 = 1.583 \times 10^{-4} \text{ rad}}}$$

$$\underline{\underline{v_2 = -3.175 \times 10^{-4} \text{ m}}}$$

4.42



$$[K^{(1)}] = \frac{EI}{8} \begin{bmatrix} v_1 & \phi_1 & v_2 & \phi_2 \\ 12 & 12 & -12 & 12 \\ 12 & 16 & -12 & 8 \\ -12 & -12 & 12 & -12 \\ 12 & 8 & -12 & 16 \end{bmatrix} = EI \begin{bmatrix} \frac{3}{2} & \frac{3}{2} & \frac{-3}{2} & \frac{3}{2} \\ \frac{3}{2} & 2 & \frac{-3}{2} & 1 \\ \frac{-3}{2} & \frac{-3}{2} & \frac{3}{2} & \frac{-3}{2} \\ \frac{3}{2} & 1 & \frac{-3}{2} & 2 \end{bmatrix}$$

Assume the hinge as $a +$ right end part of element (2)

$$[K^{(2)}] = \frac{3EI}{(1)^3} \begin{bmatrix} v_2 & \phi_2 & v_3 & \phi_3 \\ 1 & 1 & -1 & 0 \\ 1 & 1 & -1 & 0 \\ -1 & -1 & 1 & 0 \\ 0 & 0 & 0 & 0 \end{bmatrix}$$

$$[K^{(3)}] = \frac{EI}{(1)^3} \begin{bmatrix} v_3 & \phi_3 & v_4 & \phi_4 \\ 12 & 6 & -12 & 6 \\ 6 & 4 & -6 & 2 \\ -12 & -6 & 12 & -6 \\ 6 & 2 & -6 & 4 \end{bmatrix}$$

By superposition

$$[K] = \begin{bmatrix} \frac{3}{2} & \frac{3}{2} & \frac{-3}{2} & \frac{3}{2} & 0 & 0 & 0 & 0 \\ \frac{3}{2} & 2 & \frac{-3}{2} & 1 & 0 & 0 & 0 & 0 \\ \frac{-3}{2} & \frac{-3}{2} & \frac{3}{2} & -3 & 0 & 0 & 0 & 0 \\ \frac{3}{2} & 1 & \frac{-3}{2} & 5 & -3 & 0 & 0 & 0 \\ 0 & 0 & -3 & -3 & 15 & 6 & -12 & 6 \\ 0 & 0 & 0 & 0 & 6 & 4 & -6 & 2 \\ 0 & 0 & 0 & 0 & -12 & -6 & 12 & -6 \\ 0 & 0 & 0 & 0 & 6 & 2 & -6 & 4 \end{bmatrix}$$

Applying the boundary conditions

$$v_1 = \phi_1 = v_2 = v_4 = \phi_4 = 0$$

$$\Rightarrow EI \begin{bmatrix} 5 & -3 & 0 \\ -3 & 15 & 6 \\ 0 & 6 & 4 \end{bmatrix} \begin{Bmatrix} \phi_2 \\ v_3 \\ \phi_3 \end{Bmatrix} = \begin{Bmatrix} 0 \\ -10 \text{ kN} \\ -1.67 \text{ kN}\cdot\text{m} \end{Bmatrix}$$

$$\Rightarrow \phi_2 = \frac{3}{5} v_3 \quad (1)$$

$$6v_3 + 4\phi_3 = \frac{1667}{EI}$$

$$\Rightarrow \phi_3 = \left[\frac{-416.75}{EI} - 1.5v_3 \right] \quad (2)$$

$$EI(-3\phi_2 + 15v_3 + 6\phi_3) = -10000 \quad (3)$$

Substituting (2) and (1) in (3)

$$-\frac{9}{5}v_3 + 15v_3 - \frac{2500}{EI} - 9v_3 = \frac{-10000}{EI}$$

$$\Rightarrow \frac{21}{5}v_3 = -\frac{12500}{EI}$$

$$\underline{\underline{v_3 = -4.252 \times 10^{-5} \text{ m}}}$$

$$\underline{\underline{\phi_2 = -2.551 \times 10^{-5} \text{ rad}}}$$

$$\underline{\underline{\phi_3 = 5.386 \times 10^{-5} \text{ rad}}}$$

4.43 From Equation (4.7.15)

$$\pi_p = \int_0^L \frac{EI}{2} \{d\} [B]^T [B] \{d\} dx - \int_0^L w \{d\}^T [N]^T dx - \{d\}^T \{P\}$$

$$\{d\} = \begin{Bmatrix} v_1 \\ \phi_1 \\ v_2 \\ \phi_2 \end{Bmatrix}$$

EI → constant

$$\frac{\partial \pi_p}{\partial v_2} = \left(\frac{2EI}{2} \int_0^L [B]^T [B] dx \right) d_{1y} - \left(\int_0^L N_1 w dx \right) - f_{1y} = 0 \quad (1)$$

$$\frac{\partial \pi_p}{\partial \phi_1} = \left(\frac{2EI}{2} \int_0^L [B]^T [B] dx \right) \phi_1 - \left(\int_0^L N_2 w dx \right) 1_1 - m_1 = 0 \quad (2)$$

$$\frac{\partial \pi_p}{\partial v_2} = \left(\frac{2EI}{2} \int_0^L [B]^T [B] dx \right) d_{2y} - \left(\int_0^L N_3 w dx \right) 1_1 - f_{2y} = 0 \quad (3)$$

$$\frac{\partial \pi_p}{\partial \phi_2} = \left(\frac{2EI}{2} \int_0^L [B]^T [B] dx \right) \phi_2 - \left(\int_0^L N_4 w dx \right) 1_1 - m_2 = 0 \quad (4)$$

Equations (1) – (4) in matrix form are

$$EI \int_0^L [B]^T [B] dx \begin{Bmatrix} v_1 \\ \phi_1 \\ v_2 \\ \phi_2 \end{Bmatrix} - \int_0^L \begin{Bmatrix} N_1 \\ N_2 \\ N_3 \\ N_4 \end{Bmatrix} w dx - \begin{Bmatrix} f_{1y} \\ m_1 \\ f_{2y} \\ m_2 \end{Bmatrix} = 0$$

Simplifying

$$EI \int_0^L [B]^T [B] dx \{d\} - \int_0^L [N]^T w dx - \{P\} = 0$$

4.44

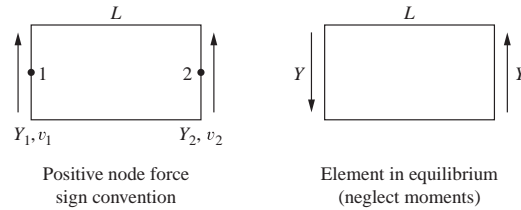


Figure P4-44

$$Y = A_w \tau = A_w G \gamma = A_w G \left(\frac{v_2 - v_1}{L} \right)$$

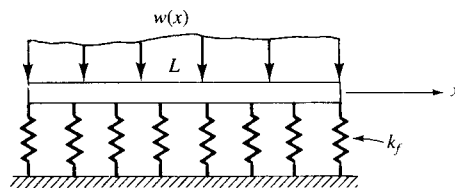
$$Y_1 = -Y = \frac{-A_w G}{L} (v_2 - v_1)$$

$$Y_2 = Y = \frac{A_w G}{L} (v_2 - v_1)$$

$$\begin{Bmatrix} Y_1 \\ Y_2 \end{Bmatrix} = \frac{A_w G}{L} \begin{bmatrix} 1 & -1 \\ -1 & 1 \end{bmatrix} \begin{Bmatrix} v_1 \\ v_2 \end{Bmatrix}$$

$$[k] = \frac{A_w G}{L} \begin{bmatrix} 1 & -1 \\ -1 & 1 \end{bmatrix}$$

4.47



$$\pi_p = \int_0^L \frac{1}{2} EI (v'')^2 dx + \int_0^L \frac{k_f v^2}{2} dx - \int_0^L w v dx$$

$$v = [N] \{d\} \quad \epsilon_x = -y \frac{d^2 v}{dx^2} = -y v''$$

$$\epsilon_x = -\bar{y} [B] \{d\}$$

[B] from Equation (4.7.10)

$$\pi_p = \int_0^L \int_{A/2} \frac{1}{2} \{\sigma_x^T\} \{\epsilon_x\} dA dx - \int_0^L b T_y v dx - \int_0^L \frac{1}{2} k_f \{d^T\} [N^T] [N] \{d\} dx \quad \underline{b T_y = w}$$

$$= \frac{EI}{2} \int_0^L \{d^T\} B^T [B] \{d\} dx - \int_0^L w \{d^T\} [N^T] dx + \int_0^L \frac{k_f}{2} \{d^T\} [N^T] [N] \{d\} dx$$

$$\frac{\partial \pi_p}{\partial \underline{d}} = EI \int_0^L [B^T] [B] dx \{d\} - \int_0^L [N^T] w dx + \int_0^L K_f [N^T] [N] dx \{d\}$$

$$\therefore [k] = EI \int_0^L [B^T] [B] dx + k_f \int_0^L [N^T] [N] dx$$

||

Equation.(4.7.19)

↑

New part similar to convection part of heat transfer stiffness matrix.

4.77 Find the deflection at the mid-span using four beam elements, making the shear area zero and then making the shear area equal to $\frac{5}{6}$ times the cross-sectional area (b times h). Then make the beam have decreasing spans of 200 mm, 100 mm, and 50 mm with zero shear area and then $\frac{5}{6}$ times the cross-sectional area. Compare the answers. Based on your program answers, can you conclude whether your program includes the effects of transverse shear deformation?

Beam Span (m)	Shear Area	Displacement at center (m)	% difference
0.400	0	1.28E-03	4.61.E+00
0.400	0.001042	1.34E-03	
0.200	0	1.60E-04	16.21
0.200	0.001042	1.91E-04	
0.100	0	2.00E-05	43.62
0.100	0.001042	3.55E-05	
0.0500	0	2.50E-06	75.58
0.0500	0.001042	1.02E-05	

It would appear that the program **DOES** include the effects of transverse shear area which can be seen in the increasing per cent differences as the width of the beam approaches the span of the beam. As these width and span get closer and closer together the shear area becomes a larger factor, this would be the expected outcome if the program includes the effect of transverse shear area in the calculations.

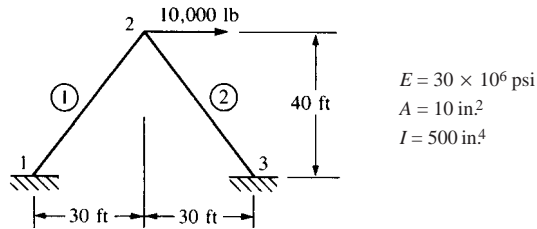
Note: For all of the beams the element definitions remained the same except the beam spans were changed. The figure below shows one example of when the 400mm beam was run with shear area included.



Figure 1: 400mm beam deflection with shear area included

Chapter 5

5.1



Element (1)

$$L^{(1)} = \sqrt{40^2 + 30^2} = 50 \text{ ft} = 600 \text{ in.}$$

$$\cos \theta = \frac{x_2 - x_1}{L^{(1)}} = \frac{30 - 0}{50} = 0.6$$

$$\sin \theta = \frac{y_2 - y_1}{L^{(1)}} = \frac{40 - 0}{50} = 0.8$$

$$\frac{E}{L} = 50000, \quad \frac{12I}{L^2} = 0.0167, \quad \frac{6I}{L} = 5.0$$

$$[k^{(1)}] = 50000 \begin{bmatrix} 3.61 & 4.79 & -4 & -3.61 & -4.79 & -4 \\ 4.79 & 6.41 & 3 & -4.79 & -6.41 & 3 \\ -4 & 3 & 2000 & 4 & -3 & 1000 \\ -3.61 & -4.79 & 4 & 3.61 & 4.79 & 4 \\ -4.79 & -6.41 & -3 & 4.79 & 6.41 & -3 \\ -4 & 3 & 1000 & 4 & -3 & 2000 \end{bmatrix}$$

Element (2)

$$L^{(2)} = 50 \text{ ft} = 600 \text{ in.}$$

$$\cos \theta = \frac{-30 - 0}{50} = -0.6 \quad \sin \theta = \frac{40 - 0}{50} = 0.8$$

$$[k^{(2)}] = 50000 \begin{bmatrix} 3.61 & -4.79 & -4 & -3.61 & 4.79 & -4 \\ -4.79 & 6.41 & -3 & 4.79 & -6.41 & -3 \\ -4 & -3 & 2000 & 4 & 3 & 1000 \\ -3.61 & 4.79 & 4 & 3.61 & -4.79 & 4 \\ 4.79 & -6.41 & 3 & -4.79 & 6.41 & 3 \\ -4 & -3 & 1000 & 4 & 3 & 2000 \end{bmatrix}$$

After imposing the boundary conditions on each element stiffness matrix and assembling, we have

$$\begin{Bmatrix} F_{2x} = 10000 \\ F_{2y} = 0 \\ M_2 = 0 \end{Bmatrix} = 50000 \begin{bmatrix} 7.22 & 0 & 8 \\ 0 & 12.82 & 0 \\ 0 & 0 & 4000 \end{bmatrix} \begin{Bmatrix} u_2 \\ v_2 \\ \phi_2 \end{Bmatrix}$$

Solving simultaneously, we obtain

$$u_2 = 0.0278 \text{ in.}, v_2 = 0, \phi_2 = -0.555 \times 10^{-4} \text{ rad}$$

The element forces are obtained using

$$\{f'\} = [k'] [T] \{d\}$$

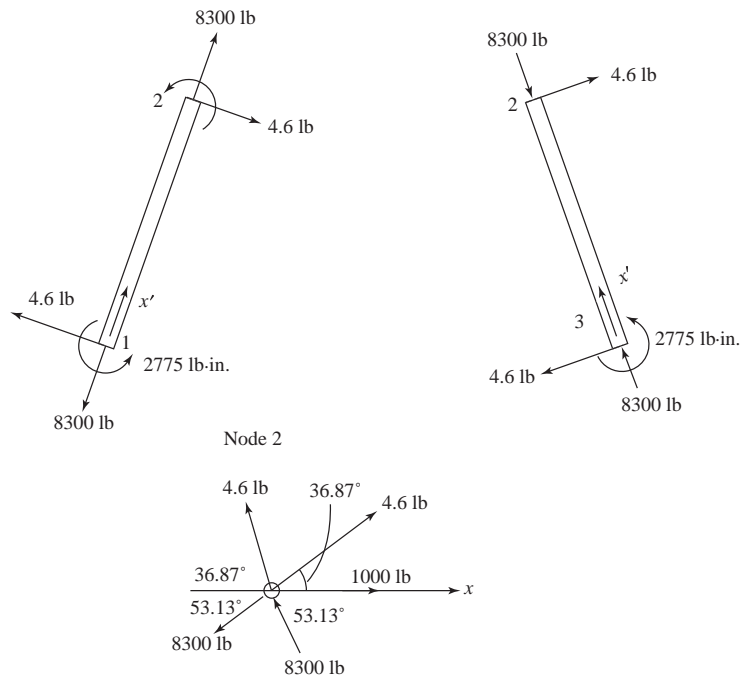
Element (1)

$$\{f'\} = [k'] [T] \{d\} = 50000 \begin{bmatrix} 10 & 0 & 0 & -10 & 0 & 0 \\ 0 & 0.0167 & 5 & 0 & -0.0167 & 5 \\ 0 & 5 & 2000 & 0 & -5 & 1000 \\ -10 & 0 & 0 & 10 & 0 & 0 \\ 0 & -0.0167 & -5 & 0 & 0.0167 & -5 \\ 0 & 5 & 0 & 0 & -5 & 2000 \end{bmatrix} \times \begin{bmatrix} 0.6 & 0.8 & 0 & 0 & 0 & 0 \\ -0.8 & 0.6 & 0 & 0 & 0 & 0 \\ 0 & 0 & 1 & 0 & 0 & 0 \\ 0 & 0 & 0 & 0.6 & 0.8 & 0 \\ 0 & 0 & 0 & -0.8 & 0.6 & 0 \\ 0 & 0 & 0 & 0 & 0 & 1 \end{bmatrix} \begin{Bmatrix} u_1 = 0 \\ v_1 = 0 \\ \phi_1 = 0 \\ 0.0278 \\ 0 \\ -0.555 \times 10^{-4} \end{Bmatrix} = \begin{Bmatrix} f'_{1x} = -8300 \text{ lb} \\ f'_{1y} = 4.6 \text{ lb} \\ m_1 = 2775 \text{ lb} \cdot \text{in.} \\ f'_{2x} = 8300 \text{ lb} \\ f'_{2y} = -4.6 \text{ lb} \\ m_2 = 0 \end{Bmatrix}$$

Element (2)

$$\{f'\} = \begin{bmatrix} 10 & 0 & 0 & -10 & 0 & 0 \\ 0 & 0.0167 & 5 & 0 & -0.0167 & 5 \\ 0 & 5 & 2000 & 0 & -5 & 1000 \\ -10 & 0 & 0 & 10 & 0 & 0 \\ 0 & -0.0167 & -5 & 0 & 0.0167 & -0.5 \\ 0 & 5 & 1000 & 0 & -0.5 & 2000 \end{bmatrix} \times \begin{bmatrix} -0.6 & 0.8 & 0 & 0 & 0 & 0 \\ -0.8 & -0.6 & 0 & 0 & 0 & 0 \\ 0 & 0 & 1 & 0 & 0 & 0 \\ 0 & 0 & 0 & -0.6 & 0.8 & 0 \\ 0 & 0 & 0 & -0.8 & -0.6 & 0 \\ 0 & 0 & 0 & 0 & 0 & 1 \end{bmatrix} \begin{Bmatrix} 0 \\ 0 \\ 0 \\ 0.0278 \\ 0 \\ -0.555 \times 10^{-4} \end{Bmatrix} = \begin{Bmatrix} f'_{3x} = 8300 \text{ lb} \\ f'_{3y} = 4.6 \text{ lb} \\ m_3 = 2775 \text{ lb} \cdot \text{in.} \\ f'_{2x} = -8300 \text{ lb} \\ f'_{2y} = -4.6 \text{ lb} \\ m_2 = 0 \end{Bmatrix}$$

Equilibrium check



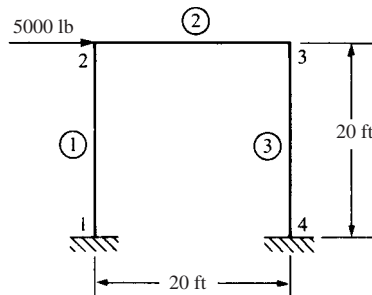
$$\Sigma F_x = 0$$

$$1000 - 2(8300) \cos 53.13^\circ - 2(4.6) \cos 36.87^\circ = 32.6 \text{ lb} \approx 0$$

$$\Sigma F_y = 0$$

$$8300 (\sin 53.13^\circ - \sin 53.13^\circ) + 4.6 (\sin 36.87^\circ - \sin 36.87^\circ) = 0$$

5.2



$$\frac{12I}{L^2} = 0.04167, \quad \frac{6I}{L} = 5.0, \quad \frac{E}{L} = 125,000$$

Element (1)

$$C^{(1)} = 0, \quad S^{(1)} = 1$$

$$[k^{(1)}] = 125,000 \begin{bmatrix} 0.04167 & 0 & -5 & -0.04167 & 0 & -5 \\ & 10 & 0 & 0 & -10 & 0 \\ & & 800 & 5 & 0 & 400 \\ & & & 0.04167 & 0 & 5 \\ & & & & 10 & 0 \\ \text{Symmetry} & & & & & 800 \end{bmatrix}$$

Element (2)

$$C^{(2)} = 1, \quad S^{(2)} = 0$$

$$[k^{(2)}] = 125,000 \begin{bmatrix} 10 & 0 & 0 & -10 & 0 & 0 \\ & 0.04167 & 5 & 0 & 0.04167 & 5 \\ & & 800 & 0 & -5 & 400 \\ & & & 10 & 0 & 0 \\ & & & & 0.04169 & -5 \\ \text{Symmetry} & & & & & 800 \end{bmatrix}$$

Element (3)

$$C^{(3)} = 0, \quad S^{(3)} = -1$$

$$[k^{(3)}] = 125,000 \begin{bmatrix} 0.04167 & 0 & 10 & -0.04167 & 0 & 10 \\ & 10 & 0 & 0 & -10 & 0 \\ & & 800 & -10 & 0 & 400 \\ & & & 0.167 & 0 & -10 \\ & & & & 10 & 0 \\ \text{Symmetry} & & & & & 800 \end{bmatrix}$$

Boundary conditions are

$$u_1 = v_1 = \phi_1 = 0, \quad u_4 = v_4 = \phi_4 = 0$$

Global equations $\{F\} = [K] \{d\}$ are

$$125000 \begin{bmatrix} 9.958 & 0 & -5 & -9.958 & 0 & 0 \\ & -9.958 & 5 & 0 & 10.0417 & 5 \\ & & 1200 & 10 & -5 & 1200 \\ & & & 0 & 0 & -10 \\ & & & & -9.958 & -5 \\ \text{Symmetry} & & & & & 1200 \end{bmatrix} \begin{Bmatrix} u_2 \\ v_2 \\ \phi_2 \\ u_3 \\ v_3 \\ \phi_3 \end{Bmatrix} = \begin{Bmatrix} 5000 \\ 0 \\ 0 \\ 0 \\ 0 \\ 0 \end{Bmatrix}$$

Solving simultaneously

$$u_2 = 0.688 \text{ in.}, \quad v_2 = 0.00171 \text{ in.}, \quad \phi_2 = -0.00173 \text{ rad}$$

$$u_3 = 0.686 \text{ in.}, \quad v_3 = -0.00171 \text{ in.}, \quad \phi_3 = -0.00172 \text{ rad}$$

Local element forces

$$\{f'\} = [k'] \{d'\} = [k'] [T] \{d\} \text{ for each element}$$

Element (1)

$$[T]^{(1)} \{d\}^{(1)} = \begin{bmatrix} 0 & 1 & 0 & 0 & 0 & 0 \\ -1 & 0 & 0 & 0 & 0 & 0 \\ 0 & 0 & 1 & 0 & 0 & 0 \\ 0 & 0 & 0 & 0 & 1 & 0 \\ 0 & 0 & 0 & -1 & 0 & 0 \\ 0 & 0 & 0 & 0 & 0 & 1 \end{bmatrix} \begin{Bmatrix} 0 \\ 0 \\ 0 \\ 0.688 \\ 0.171 \times 10^{-2} \\ -0.173 \times 10^{-2} \end{Bmatrix} = \begin{Bmatrix} 0 \\ 0 \\ 0 \\ 0.171 \times 10^{-2} \\ -0.688 \\ -0.173 \times 10^{-2} \end{Bmatrix}$$

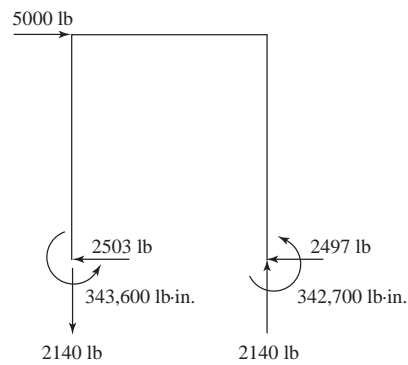
$$\{f'\}^{(1)} = [k']^{(1)} [T]^{(1)} \{d\}^{(1)} = \left\{ \begin{array}{l} f'_{1x} = -2140 \text{ lb} \\ f'_{1y} = 2503 \text{ lb} \\ m'_1 = 343,600 \text{ lb}\cdot\text{in.} \\ f'_{2x} = 2140 \text{ lb} \\ f'_{2y} = -2503 \text{ lb} \\ m'_2 = 257,000 \text{ lb}\cdot\text{in.} \end{array} \right\}$$

Similarly

$$\{f'\}^{(2)} = [k']^{(2)} [T]^{(2)} \{d\}^{(2)} = \left\{ \begin{array}{l} f_{2x} = 2497 \text{ lb} \\ f_{2y} = -2140 \text{ lb} \\ m_2 = -257,000 \text{ lb}\cdot\text{in.} \\ f_{3x} = -2497 \text{ lb} \\ f_{3y} = 2140 \text{ lb} \\ m_3 = -256,600 \text{ lb}\cdot\text{in.} \end{array} \right\}$$

$$\{f'\}^{(3)} = [k']^{(3)} [T]^{(3)} \{d\}^{(3)} = \left\{ \begin{array}{l} f_{3x} = 2140 \text{ lb} \\ f_{3y} = 2497 \text{ lb} \\ m_3 = 256,600 \text{ lb}\cdot\text{in.} \\ f_{4x} = -2140 \text{ lb} \\ f_{4y} = -2497 \text{ lb} \\ m_4 = 342,700 \text{ lb}\cdot\text{in.} \end{array} \right\}$$

Free body diagram of frame
(using local force results)



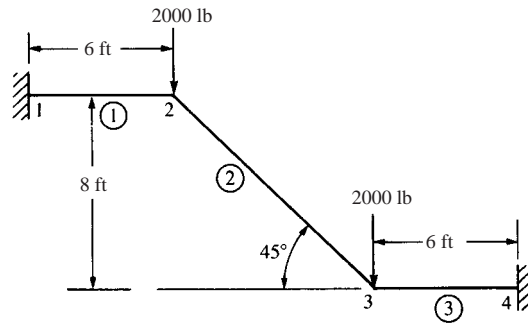
Check equation

$$\Sigma F_x = 0: 5000 - 2503 - 2497 \cong 0$$

$$\Sigma F_y = 0: -2140 + 2140 = 0$$

$$\Sigma M_1 = 343,600 + 342,700 + 2140 (20') \left(12 \frac{\text{in.}}{\text{ft}}\right) - 5000 (20') \left(12 \frac{\text{in.}}{\text{ft}}\right) \cong 0$$

5.3



$$\sigma_{\text{bend}} < \frac{2}{3} \sigma_y < 24000 \text{ psi}$$

$$\sigma_b = \frac{Mc}{I}$$

Assume channel section, C6 × 8.2

$$I_x = 13.1 \text{ in.}^4, A = 2.40 \text{ in.}^2$$

Element (1)

$$C = 1 \quad S = 0$$

$$\frac{12I}{L^2} = 2.3148 \times 10^{-3} I = 0.03032$$

$$\frac{6I}{L} = 8.33 \times 10^{-2} I = 1.092$$

$$\frac{E}{L} = \frac{29 \times 10^6}{(12)(6)} = 4.028 \times 10^5$$

$$[k^{(1)}] = (4.028 \times 10^5) \begin{bmatrix} u_1 & v_1 & \phi_1 & u_2 & v_2 & \phi_2 \\ 2.4 & 0 & 0 & -2.4 & 0 & 0 \\ 0 & 0.0303 & 1.0917 & 0 & 0.303 & 1.0917 \\ 0 & 1.0917 & 52.4 & 0 & -1.0917 & 26.2 \\ -2.4 & 0 & 0 & 2.4 & 0 & 0 \\ 0 & -0.0303 & -1.0917 & 0 & 0.303 & -1.0917 \\ 0 & 1.0917 & 26.2 & 0 & -1.0917 & 52.4 \end{bmatrix}$$

Element (2)

$$C = \cos 45^\circ = 0.707, S = \sin 45^\circ = 0.707$$

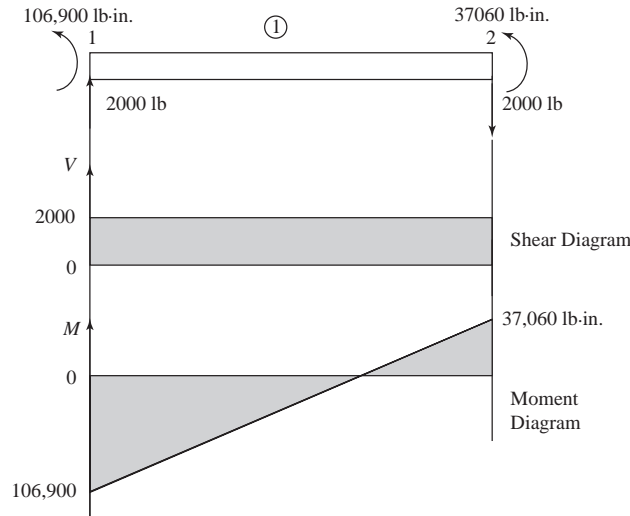
$$\frac{12I}{L^2} = \frac{12I}{(8^2 + 8^2)^{\frac{1}{2}} 12} = 8.528 \times 10^{-3}$$

$$\frac{6I}{L} = 0.5789, \frac{E}{L} = 2.136 \times 10^6$$

Element (1)

$$\begin{Bmatrix} f'_{1x}{}^{(1)} \\ f'_{1y}{}^{(1)} \\ m_1{}^{(1)} \\ f'_{2x}{}^{(1)} \\ f'_{2y}{}^{(1)} \\ m_2{}^{(1)} \end{Bmatrix} = 4.028 \times 10^5 \begin{bmatrix} 2.4 & 0 & 0 & -2.4 & 0 & 0 \\ & 0.0303 & 1.092 & 0 & -0.0303 & 1.092 \\ & & 52.4 & 0 & -1.092 & 26.2 \\ & & & 2.4 & 0 & 0 \\ \text{Symmetry} & & & & 0.0303 & 0.1092 \\ & & & & & 52.4 \end{bmatrix} \begin{Bmatrix} 0 \\ 0 \\ 0 \\ -3.008 \times 10^{-9} \\ -0.402 \\ -6.663 \times 10^{-3} \end{Bmatrix}$$

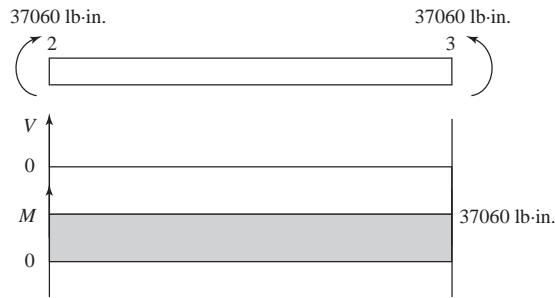
$$= \begin{Bmatrix} f'_{1x}{}^{(1)} = 0 \\ f'_{1y}{}^{(1)} = 2000 \text{ lb} \\ m_1{}^{(1)} = 106,900 \text{ lb} \cdot \text{in.} \\ f'_{2x}{}^{(1)} = 0 \\ f'_{2y}{}^{(1)} = -2000 \text{ lb} \\ m_2{}^{(1)} = 37060 \text{ lb} \cdot \text{in.} \end{Bmatrix}$$



Element (2)

$$2.316 \times 10^5 \begin{bmatrix} 1.204 & 1.196 & -0.409 & -1.204 & -1.196 & -0.409 \\ & 1.204 & 0.409 & -1.196 & -1.204 & 0.409 \\ & & 52.4 & 0.409 & -0.409 & 26.2 \\ & & & 1.204 & 1.196 & 0.409 \\ \text{Symmetry} & & & & 1.204 & -0.409 \\ & & & & & 52.4 \end{bmatrix} \begin{Bmatrix} 3.008 \times 10^{-9} \\ -0.402 \\ -6.66 \times 10^{-3} \\ 3.3 \times 10^{-9} \\ -0.402 \\ 6.66 \times 10^{-3} \end{Bmatrix}$$

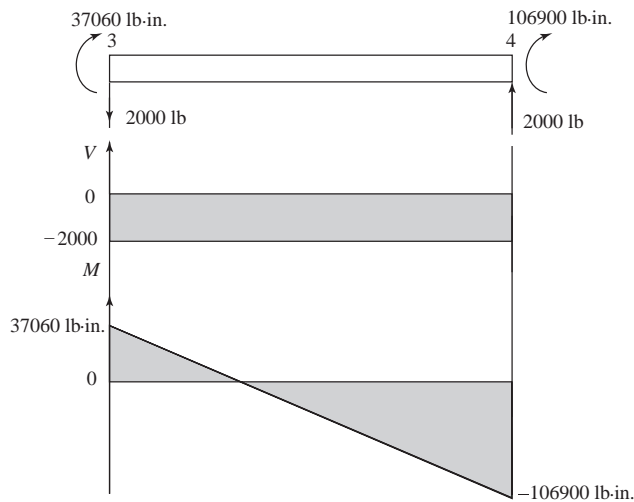
$$= \begin{Bmatrix} f'_{2x}{}^{(2)} \\ f'_{2y}{}^{(2)} \\ m_2{}^{(2)} \\ f'_{3x}{}^{(2)} \\ f'_{3y}{}^{(2)} \\ m_3{}^{(2)} \end{Bmatrix} = \begin{Bmatrix} 0 \\ 0 \\ -37060 \text{ lb} \cdot \text{in.} \\ 0 \\ 0 \\ 37060 \text{ lb} \cdot \text{in.} \end{Bmatrix}$$



Element (3)

$$4.028 \times 10^5 \begin{bmatrix} 2.4 & 0 & 0 & -2.4 & 0 & 0 \\ & 0.0303 & 1.092 & 0 & -0.0303 & 1.092 \\ & & 52.4 & 0 & -1.092 & 26.2 \\ & & & 2.4 & 0 & 0 \\ & & & & 0.0303 & -1.092 \\ \text{Symmetry} & & & & & 52.4 \end{bmatrix} \begin{Bmatrix} 3.3 \times 10^{-9} \\ -0.402 \\ 6.66 \times 10^{-3} \\ 0 \\ 0 \\ 0 \end{Bmatrix}$$

$$= \begin{Bmatrix} f'_{3x}^{(3)} \\ f'_{3y}^{(3)} \\ m_3^{(3)} \\ f'_{4x}^{(3)} \\ f'_{4y}^{(3)} \\ m_4^{(3)} \end{Bmatrix} = \begin{Bmatrix} 0 \\ -2000 \text{ lb} \\ -37060 \text{ lb} \cdot \text{in.} \\ 0 \\ 2000 \text{ lb} \\ -106900 \text{ lb} \cdot \text{in.} \end{Bmatrix}$$



Reactions

$$F_{1x} = f'_{1x}^{(1)} = 0$$

$$F_{1y} = f'_{1y}^{(1)} = 2000 \text{ lb}$$

$$M_1 = m_1^{(1)} = 106900 \text{ lb} \cdot \text{in.}$$

$$F_{4x} = f'_{4x}{}^{(3)} = 0$$

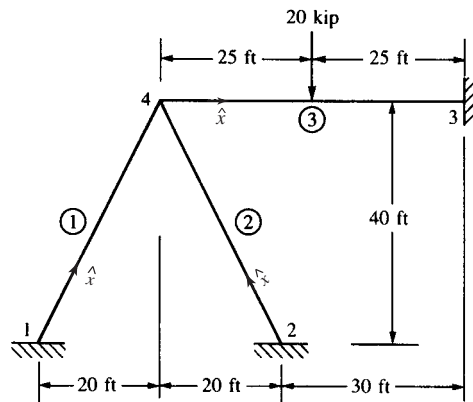
$$F_{4y} = f'_{4y}{}^{(3)} = 2000 \text{ lb}$$

$$M_4 = m_4^{(3)} = -106900 \text{ lb} \cdot \text{in.}$$

$$\sigma_b = \frac{Mc}{I} = \frac{106900 (3 \text{ in.})}{13.1 \text{ in.}^4} = 24,480 \text{ psi}$$

Close to $\sigma_{\text{allow}} = 24,000 \text{ psi}$

5.4



$$\begin{aligned} E &= 30 \times 10^3 \text{ ksi} \\ A &= 8 \text{ in.}^2 \\ I &= 800 \text{ in.}^4 \end{aligned}$$

Element (1)

$$C = \frac{x_4 - x_1}{L} = \frac{20}{44.7} = 0.447, \quad S = \frac{40}{44.7} = 0.895$$

$$\frac{12I}{L^2} = 0.0334, \quad \frac{6I}{L} = 8.949, \quad \frac{E}{L} = 55.93$$

Imposing boundary conditions $u_1 = v_1 = \phi_1 = 0, u_2 = v_2 = \phi_2 = 0, u_3 = v_3 = \phi_3 = 0$

$$[k^{(1)}] = \begin{bmatrix} u_4 & v_4 & \phi_4 \\ 90.87 & 178.2 & 447.9 \\ & 358.8 & -223.7 \\ \text{Symmetry} & & 179000 \end{bmatrix}$$

Element (2)

$$[k^{(2)}] = \begin{bmatrix} 90.87 & -178.2 & 447.9 \\ & 358.8 & 223.7 \\ \text{Symmetry} & & 179000 \end{bmatrix}$$

$$[k^{(3)}] = \begin{bmatrix} 400 & 0 & 0 \\ & 1.334 & 400 \\ \text{Symmetry} & & 160000 \end{bmatrix}$$

Equivalent forces (element 3)

$$m_{04} = -\frac{PL}{8} = \frac{-(20 \text{ kip})(50 \text{ ft})(12 \frac{\text{in.}}{\text{ft}})}{8} = -1500 \text{ kip} \cdot \text{in.}$$

$$f_{04y} = -10 \text{ kip}$$

Global equations

$$\begin{Bmatrix} 0 \\ -10 \text{ kip} \\ -1500 \text{ kip} \cdot \text{in.} \end{Bmatrix} = \begin{bmatrix} 582 & 0 & 896 \\ & 719 & 400 \\ \text{Symmetry} & & 517900 \end{bmatrix} \begin{Bmatrix} u_4 \\ v_4 \\ \phi_4 \end{Bmatrix}$$

Solving

$$u_4 = 0.445 \times 10^{-2} \text{ in.}, v_4 = -0.123 \times 10^{-1} \text{ in.}$$

$$\phi_4 = -0.290 \times 10^{-2} \text{ rad}$$

Element forces

$$\{f'\} = [k'] [T] \{d\} - \{f'_0\}$$

Element (1)

$$\begin{bmatrix} 447 & 0 & 0 & -477 & 0 & 0 \\ 0 & 1.868 & 500.5 & 0 & -1.868 & 500.5 \\ 0 & 500.5 & 179000 & 0 & -500.5 & 89490 \\ -447 & 0 & 0 & 477 & 0 & 0 \\ 0 & -1.868 & -500.5 & 0 & 1.868 & -500.5 \\ 0 & 500.5 & 89490 & 0 & -500.5 & 179000 \end{bmatrix} \begin{matrix} [T] \{d\} \\ \begin{Bmatrix} 0 \\ 0 \\ 0 \\ -0.90193 \times 10^{-2} \\ -0.94808 \times 10^{-2} \\ -0.2895 \times 10^{-2} \end{Bmatrix} \end{matrix} = \begin{Bmatrix} 0 \\ 0 \\ 0 \\ 0 \\ 0 \\ 0 \end{Bmatrix}$$

$$\begin{Bmatrix} f'_{1x} \\ f'_{1y} \\ m_1 \\ f'_{4x} \\ f'_{4y} \\ m_4 \end{Bmatrix} = \begin{Bmatrix} 4.04 \text{ kip} \\ -1.43 \text{ kip} \\ -254 \text{ kip} \cdot \text{in.} \\ -4.04 \text{ kip} \\ 1.43 \text{ kip} \\ -513 \text{ kip} \cdot \text{in.} \end{Bmatrix}$$

Element (2)

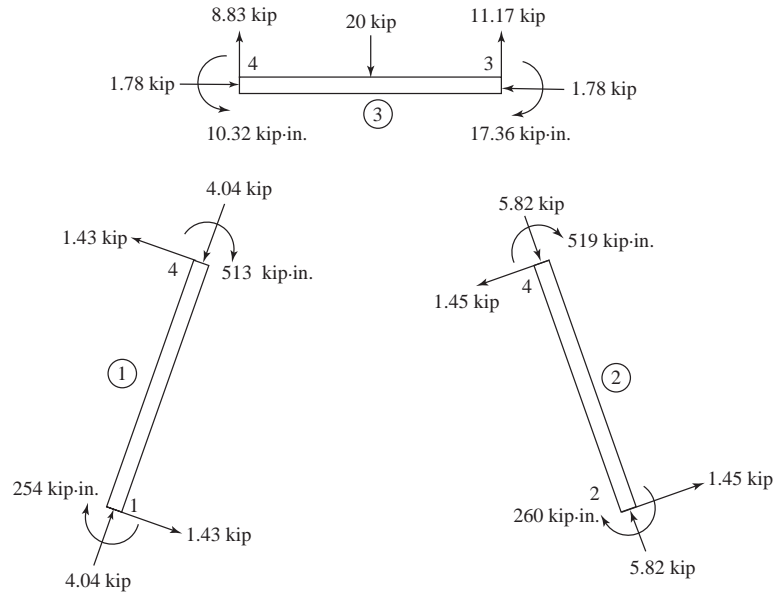
Similarly

$$\begin{Bmatrix} f'_{2x} \\ f'_{2y} \\ m_2 \\ f'_{4x} \\ f'_{4y} \\ m_4 \end{Bmatrix} = \begin{Bmatrix} 5.82 \text{ kip} \\ -1.45 \text{ kip} \\ -260 \text{ kip} \cdot \text{in.} \\ -5.82 \text{ kip} \\ 1.45 \text{ kip} \\ -519 \text{ kip} \cdot \text{in.} \end{Bmatrix}$$

Element (3)

$$\begin{Bmatrix} f'_{4x} \\ f'_{4y} \\ m_4 \\ f'_{3x} \\ f'_{3y} \\ m_3 \end{Bmatrix} = \begin{Bmatrix} -1.78 \text{ kip} \\ 1.17 \text{ kip} \\ -468 \text{ kip} \cdot \text{in.} \\ 1.78 \text{ kip} \\ -1.17 \text{ kip} \\ -236 \text{ kip} \cdot \text{in.} \end{Bmatrix} - \begin{Bmatrix} 0 \\ 10 \\ -1500 \\ 0 \\ 10 \\ 1500 \end{Bmatrix} = \begin{Bmatrix} -1.78 \text{ kip} \\ -8.83 \text{ kip} \\ 1032 \text{ kip} \cdot \text{in.} \\ 1.78 \text{ kip} \\ -11.17 \text{ kip} \\ -1736 \text{ kip} \cdot \text{in.} \end{Bmatrix}$$

Free-body diagrams at each element

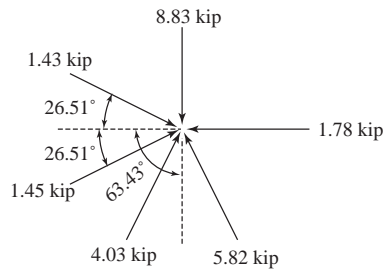


Equilibrium at node 4

$$M_4 = -513 \text{ kip}\cdot\text{in.} - 519 \text{ kip}\cdot\text{in.} + 1032 \text{ kip}\cdot\text{in.} \approx 0$$

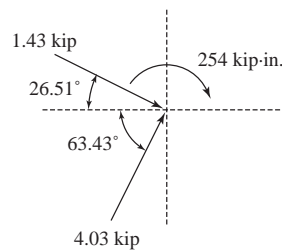
$$\Sigma F_x = 1.43 \cos 26.57^\circ + 1.45 \cos 26.57^\circ - 1.78 + 4.03 \cos 63.43^\circ - 5.82 \cos 63.43^\circ \approx 0$$

$$\Sigma F_y = \sin 26.57^\circ (1.45 - 1.43) - 8.83 + \sin 63.43^\circ (4.03 + 5.82) \approx 0$$



Reactions

Support node 1

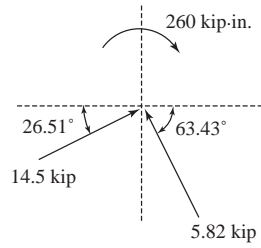


$$\Sigma F_y = 4.03 \sin 63.43^\circ - 1.43 \sin 26.57^\circ = 2.96 \text{ kip } \uparrow$$

$$\Sigma F_x = 4.03 \cos 63.43^\circ + 1.43 \cos 26.57^\circ = 31 \text{ kip } \rightarrow$$

$$M = 254 \text{ kip}\cdot\text{in. } \curvearrowleft$$

Reactions support node 2

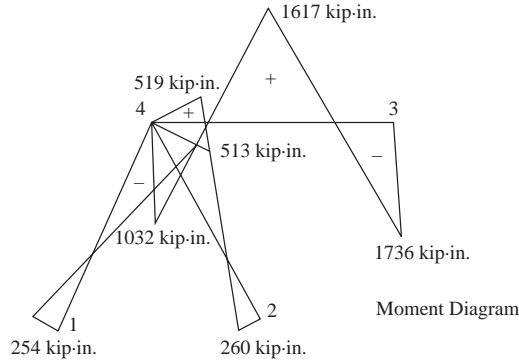
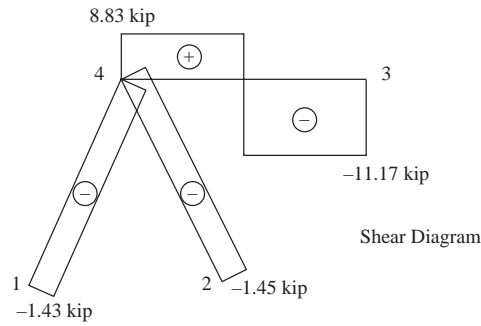


$$\begin{aligned} \Sigma F_x &= 1.45 \cos 26.57^\circ - 5.82 \cos 63.43^\circ = -1.31 \text{ kip or } \leftarrow \\ \Sigma F_y &= 5.82 \sin 63.43^\circ + 1.45 \sin 26.57^\circ = 58.86 \text{ kip } \uparrow \\ M_z &= 260 \text{ kip} \cdot \text{in. } \curvearrowright \end{aligned}$$

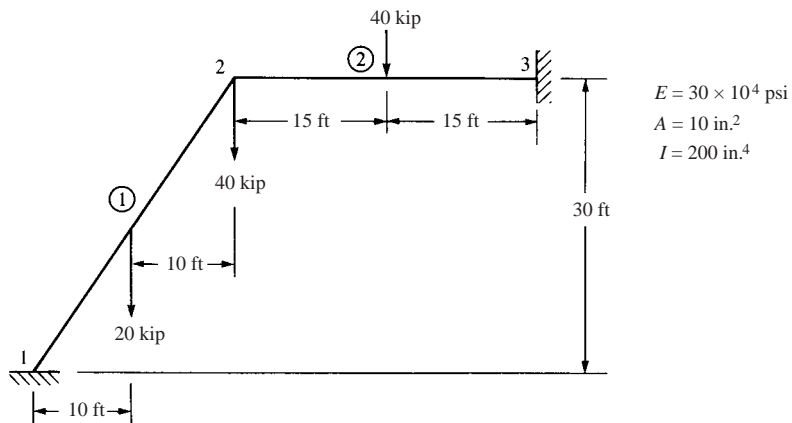
Reactions support node 3

Already in global x - y directions

$$\Sigma F_y = 11.17 \text{ kip}, \Sigma F_x = 1.78 \text{ kip } \leftarrow, M = 1736 \text{ kip} \cdot \text{in. } \curvearrowright$$



5.5



Element 1-2 (1)

$$\frac{12I}{L^2} = 0.0178, \frac{E}{L} = 69.338, \frac{6I}{L} = 2.7735, C = 0.555, S = 0.832$$

After imposing the boundary conditions $u_1 = v_1 = \phi_1$ and $u_3 = v_3 = \phi_3 = 0$ we have

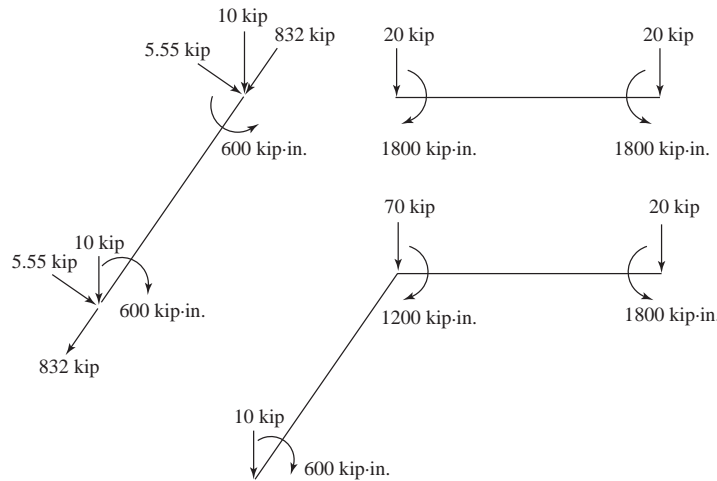
$$[k_{1-2}] = \begin{bmatrix} 214.2 & 319.8 & 160 \\ 319.8 & 480.2 & -106.7 \\ 160 & -106.7 & 55470 \end{bmatrix}$$

Element 2-3 (2)

$$\frac{12I}{L^2} = 0.0185, \frac{6I}{L} = 3.33, \frac{E}{L} = 85.53, C = 1; S = 0$$

$$[k_{2-3}] = \begin{bmatrix} -853.3 & 0 & 0 \\ 0 & 1.54 & 277.49 \\ 0 & 277.49 & 66664 \end{bmatrix}$$

Equivalent forces



Assembled global equations.

$$\begin{Bmatrix} 0 \\ -70 \\ -1200 \end{Bmatrix} = \begin{bmatrix} 1047.5 & 319.8 & 160 \\ & 481.74 & 170.8 \\ & & 122134.4 \end{bmatrix} \begin{Bmatrix} u_2 \\ v_2 \\ \phi_2 \end{Bmatrix}$$

Solving

$$\begin{aligned} u_2 &= 0.0562 \text{ in.} \\ v_2 &= -0.1792 \text{ in.} \\ \phi_2 &= -0.00965 \text{ rad} \end{aligned}$$

Element forces

$$\{f'\} = [k'] \{d'\} - \{f_0\} = [k'] [T] \{d\} - \{f'_0\}$$

Element (1)

$$[T] \{d\} = \begin{Bmatrix} 0 \\ 0 \\ 0 \\ -0.1179 \text{ in.} \\ -0.1462 \text{ in.} \\ -0.00965 \text{ rad} \end{Bmatrix}$$

$$[k'] [T] \{d\} - \{f'_0\} =$$

$$\begin{bmatrix} 693.38 & 0 & 0 & -693.38 & 0 & 0 \\ & 0.8875 & 192 & 0 & -0.8875 & 192 \\ & & 55380 & 0 & -192 & 27690 \\ & & & 693.33 & 0 & 0 \\ & & & & 0.8875 & -192 \\ \text{Symmetry} & & & & & 55380 \end{bmatrix}$$

$$\times \begin{Bmatrix} 0 \\ 0 \\ 0 \\ -0.1179 \\ -0.1462 \\ -0.00965 \end{Bmatrix} - \begin{Bmatrix} -8.32 \\ -5.55 \\ -600 \\ -8.32 \\ -5.55 \\ 600 \end{Bmatrix} = \begin{Bmatrix} f'_{1x} \\ f'_{1y} \\ m_1 \\ f'_{2x} \\ f'_{2y} \\ m_2 \end{Bmatrix} = \begin{Bmatrix} f'_{1x} = 90.07 \text{ kip} \\ f'_{1y} = 3.83 \text{ kip} \\ m_1 = 360.86 \text{ kip} \cdot \text{in.} \\ f'_{2x} = -73.43 \text{ kip} \\ f'_{2y} = 7.27 \\ m_2 = -110.635 \text{ kip} \cdot \text{in.} \end{Bmatrix}$$

Reactions

From the free body diagram of equivalent forces gives

$$F_{1x} = f'_{1x} (0.555) - f'_{1y} (0.832) \Rightarrow F_{1x} = 46.8 \text{ kip}$$

$$F_{1y} = f'_{1x} (0.832) - f'_{1y} (0.555) \Rightarrow F_{1y} = 77.06 \text{ kip}$$

$$M_1 = 360.86 \text{ kip} \cdot \text{in.}$$

Element (2)

$$\begin{bmatrix} 833.3 & 0 & 0 & -833.3 & 0 & 0 \\ & 1.5416 & 277.486 & 0 & -1.5416 & 277.488 \\ & & 66591 & 0 & -277.488 & 33299 \\ & & & 833.3 & 0 & 0 \\ & & & & 1.5416 & -277.488 \\ \text{Symmetry} & & & & & 66597 \end{bmatrix} \begin{Bmatrix} 0.05618 \\ -0.1792 \\ -0.00965 \\ 0 \\ 0 \\ 0 \end{Bmatrix}$$

$$- \begin{Bmatrix} 0 \\ -160 \\ -1800 \\ 0 \\ -20 \\ 1800 \end{Bmatrix} = \begin{Bmatrix} f'_{2x} \\ f'_{2y} \\ m_2 \\ f'_{3x} \\ f'_{3y} \\ m_3 \end{Bmatrix} = \begin{Bmatrix} 46.8 \text{ kip} \\ 17.1 \text{ kip} \\ 1108 \text{ kip} \cdot \text{in.} \\ -46.8 \text{ kip} \\ 22.95 \text{ kip} \\ -2171 \text{ kip} \cdot \text{in.} \end{Bmatrix}$$

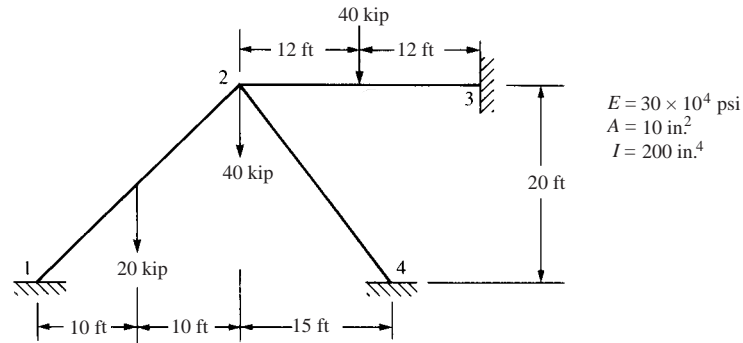
Reactions

$$F_{3x} = f'_{3x} = -46.8 \text{ kip} \leftarrow$$

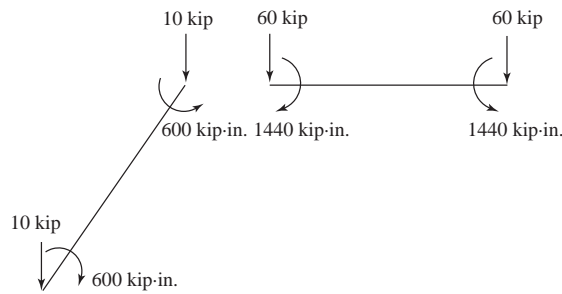
$$F_{3y} = f'_{3y} = 22.95 \text{ kip} \uparrow$$

$$M_3 = m_3 = -2171 \text{ kip} \cdot \text{in.} \curvearrowright$$

5.6



Replacement (Equivalent) force system



Element 1-2 (1)

$$C = S = 0.707, \frac{12I}{L^2} = 0.0208, \frac{E}{L} = 88.3881 \frac{\text{kip}}{\text{m}^3}, \frac{6I}{L} = 3.536$$

Since $u_1 = v_1 = \phi_1 = 0$

$$[k_{1-2}] = \begin{bmatrix} u_2 & v_2 & \phi_2 \\ 442.82 & 441.06 & 220.97 \\ 441.06 & 442.82 & -220.97 \\ 220.97 & -220.97 & 70710 \end{bmatrix}$$

Element 2-3 (2)

$$C = 1, S = 0, \frac{12I}{L^2} = 0.0289, \frac{6I}{L} = 4.166, \frac{E}{L} = 104.167$$

$u_3 = v_3 = \phi_3 = 0$

$$[k_{2-3}] = \begin{bmatrix} u_3 & v_3 & \phi_3 \\ 1041.67 & 0 & 0 \\ 0 & 3.01 & 434.03 \\ 0 & 434.03 & 83333.28 \end{bmatrix}$$

Element 4-2 (3)

$$C = -0.60, S = 0.80, \frac{12I}{L^2} = 0.0267, \frac{6I}{L} = 4, \frac{E}{L} = 100$$

$$[k_{4-2}] = \begin{bmatrix} 361.71 & -478.72 & 320 \\ -478.72 & 641 & 240 \\ 320 & 240 & 80000 \end{bmatrix}$$

By direct stiffness method

$$\begin{Bmatrix} 0 \\ -70 \\ -840 \end{Bmatrix} = \begin{bmatrix} 1846.2 & -37.66 & 540.97 \\ -37.66 & 1086.83 & 453.06 \\ 540.97 & 453.06 & 234043.28 \end{bmatrix} \begin{Bmatrix} u_2 \\ v_2 \\ \phi_2 \end{Bmatrix}$$

Solving

$$\begin{Bmatrix} u_2 \\ v_2 \\ \phi_2 \end{Bmatrix} = \begin{Bmatrix} -0.000269 \text{ in.} \\ -0.0363 \text{ in.} \\ -0.00347 \text{ rad} \end{Bmatrix}$$

Element 1-2 (1)

$$[T] \{d\} = \begin{Bmatrix} 0 \\ 0 \\ 0 \\ -0.0447 \text{ in.} \\ -0.0426 \text{ in.} \\ -0.00347 \text{ rad} \end{Bmatrix}$$

$$\begin{Bmatrix} f'_{1x} \\ f'_{1y} \\ m_1 \\ f'_{2x} \\ f'_{2y} \\ m_2 \end{Bmatrix} = (10^6) \begin{bmatrix} 883.88 & 0 & 0 & -883.88 & 0 & 0 \\ & 1.838 & 311.92 & 0 & -1.838 & 311.92 \\ & & 70579.2 & 0 & -311.92 & 352.90 \\ & & & 883.88 & 0 & 0 \\ & & & & 1.838 & -311.92 \\ & & & & & 70579.2 \end{bmatrix} \begin{Bmatrix} 0 \\ 0 \\ 0 \\ -0.0447 \\ -0.0426 \\ -0.00347 \end{Bmatrix}$$

Symmetry

$$-\{f'_0\} = \begin{Bmatrix} -7.07 \\ -7.07 \\ -600 \\ -7.07 \\ -7.07 \\ 600 \end{Bmatrix} = \begin{Bmatrix} f'_{1x} = 46.6 \text{ kip} \\ f'_{1y} = 6.07 \text{ kip} \\ m_1 = 491.3 \text{ kip} \cdot \text{in.} \\ f'_{2x} = -32.4 \text{ kip} \\ f'_{2y} = 8.07 \text{ kip} \\ m_2 = -831.3 \text{ kip} \cdot \text{in.} \end{Bmatrix}$$

From FBD of element (1)

$$F_{1x} = \frac{1}{2}\sqrt{2} (46.6 - 6.07) = 28.65 \text{ kip}$$

$$F_{1y} = \frac{1}{2}\sqrt{2} (46.6 + 6.07) = 37.24 \text{ kip}$$

$$M_1 = m_1 = 491.3 \text{ kip} \cdot \text{in.}$$

Similarly

Element 2-3 (2)

$$f'_{2x} = -0.28 \text{ kip}$$

$$f'_{2y} = 58.31 \text{ kip}$$

$$m_2 = 1123.9 \text{ kip} \cdot \text{in.}$$

$$f'_{3x} = 0.28 \text{ kip}$$

$$f'_{3y} = 21.69 \text{ kip} \cdot \text{in.}$$

$$m_3 = -1611 \text{ kN} \cdot \text{in.}$$

Element 4-2 (3)

$$f'_{4x} = 50.2 \text{ kip}$$

$$f'_{4y} = -1.49 \text{ kip}$$

$$m_4 = -154.2 \text{ kip} \cdot \text{in.}$$

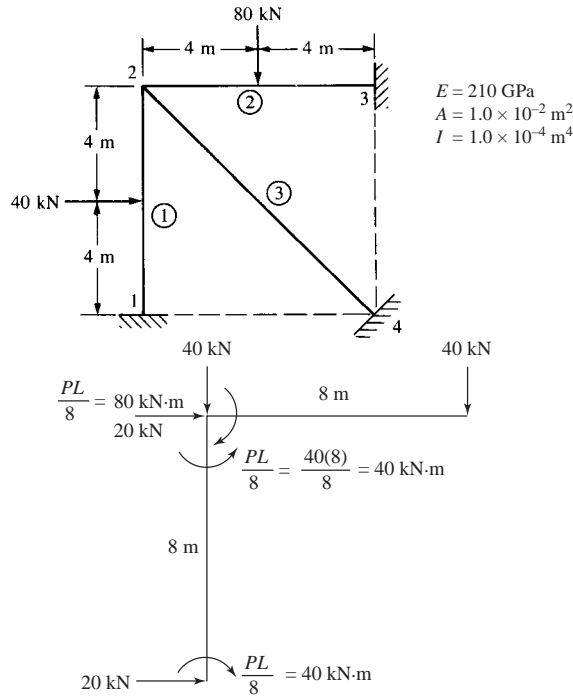
$$f'_{2x} = -50.2 \text{ kip}$$

$$f'_{2y} = 1.49$$

$$m_2 = -293.2 \text{ kip} \cdot \text{in.}$$

$$\left. \begin{aligned} F_{2x} &= 0.28 \text{ kip} \\ F_{3y} &= 21.69 \text{ kip} \\ M_3 &= m_3 = -1611.8 \text{ kip}\cdot\text{in.} \end{aligned} \right\} \leftarrow \text{Reaction} \rightarrow \left\{ \begin{aligned} F_{4x} &= -28.93 \text{ kip} \\ F_{4y} &= 41.05 \text{ kip} \\ M_4 &= -154.2 \text{ kip}\cdot\text{in.} \end{aligned} \right.$$

5.7



Equivalent force system

Boundary conditions

$$\begin{aligned} u_1 = v_1 = \phi_1 &= 0 \\ u_3 = v_3 = \phi_3 &= 0 \\ u_4 = v_4 = \phi_4 &= 0 \end{aligned}$$

Element (1)

$$C = 0, \quad S = 1$$

$$\frac{12I}{L^3} = 2.344 \times 10^{-6}, \quad \frac{4I}{L} = 5 \times 10^{-5}$$

$$\frac{6I}{L^2} = 9.375 \times 10^{-6}, \quad \frac{A}{L} = 1.25 \times 10^{-3}$$

$$[k^{(1)}] = \frac{210 \times 10^6}{8} \begin{bmatrix} 1.875 \times 10^{-5} & 0 & 9.375 \times 10^{-6} \\ & 1.0 \times 10^{-2} & 0 \\ \text{Symmetry} & & 4.0 \times 10^{-4} \end{bmatrix}$$

Element (2)

$$C = 1, \quad S = 0$$

$$[k^{(2)}] = \frac{210 \times 10^6}{8} \begin{bmatrix} 1.0 \times 10^2 & 0 & 0 \\ & 1.875 \times 10^{-5} & 9.375 \times 10^{-6} \\ \text{Symmetry} & & 4.0 \times 10^{-4} \end{bmatrix}$$

Element (3)

$$C = 0.707, \quad S = -0.707$$

$$\frac{12I}{L^3} = 8.286 \times 10^{-7}, \quad \frac{4I}{L} = 3.536 \times 10^{-5}$$

$$\frac{6I}{L^2} = 4.6875 \times 10^{-6}, \quad \frac{A}{L} = 8.839 \times 10^{-4}$$

$$[k^{(3)}] = \frac{210 \times 10^6}{8\sqrt{2}} \begin{bmatrix} 5.005 \times 10^{-3} & -4.995 \times 10^{-3} & 3.75 \times 10^{-4} \\ & 5.005 \times 10^{-3} & 3.75 \times 10^{-5} \\ \text{Symmetry} & & 4.0 \times 10^{-4} \end{bmatrix}$$

Global equations

$$\begin{Bmatrix} 20 \\ -40 \\ -40 \end{Bmatrix} = \frac{210 \times 10^6}{8\sqrt{2}} \begin{bmatrix} 1.917 \times 10^{-2} & -4.995 \times 10^{-3} & 1.436 \times 10^{-4} \\ & 1.917 \times 10^{-2} & 1.436 \times 10^{-4} \\ \text{Symmetry} & & 1.531 \times 10^{-3} \end{bmatrix} \begin{Bmatrix} u_2 \\ v_2 \\ \phi_2 \end{Bmatrix}$$

Solving simultaneously

$$u_2 = 0.4308 \times 10^{-4} \text{ m}, \quad v_2 = -0.9067 \times 10^{-4} \text{ m}$$

$$\phi_2 = -0.1403 \times 10^{-2} \text{ rad}$$

Local element forces

Element (1)

Effective forces = $[k'] \{d'\}$

$$f_{1x}^{(e)} = 23.8 \text{ kN}, \quad f_{1y}^{(e)} = -2.74 \text{ kN}, \quad m_1^{(e)} = -7.28 \text{ kN} \cdot \text{m}$$

$$f_{2x}^{(e)} = -23.8 \text{ kN}, \quad f_{2y}^{(e)} = 2.74 \text{ kN}, \quad m_2^{(e)} = -14.65 \text{ kN} \cdot \text{m}$$

Actual forces

$$\{f'\} = [k'] \{d\} - \{f'_0\}$$

$$f'_{1x} = 23.8 - 0 = 23.8 \text{ kN } \uparrow$$

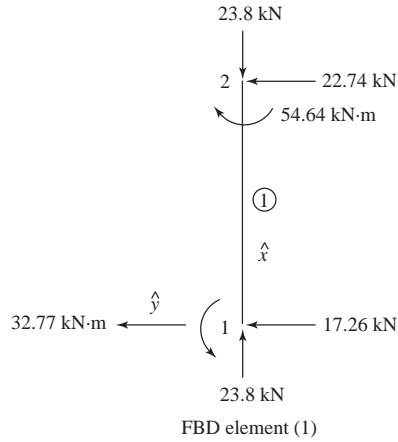
$$f'_{1y} = -2.74 + 20.0 = 17.26 \text{ kN } \leftarrow$$

$$m_1 = -7.28 + 40 = 32.77 \text{ kN} \cdot \text{m } \curvearrowright$$

$$f'_{2x} = -23.8 \text{ kN } \downarrow$$

$$f'_{2y} = 2.74 + 20 = 22.74 \text{ kN } \leftarrow$$

$$m_2 = -14.65 - 40 = -54.64 \text{ kN} \cdot \text{m } \curvearrowleft$$



Element (2)

Effective forces

$$f_{2x}^{(e)} = 11.31 \text{ kN}, f_{2y}^{(e)} = -2.81 \text{ kN}, m_2^{(e)} = -14.9 \text{ kN} \cdot \text{m}$$

$$f_{3x}^{(e)} = -11.31 \text{ kN}, f_{3y}^{(e)} = 2.81 \text{ kN}, m_3^{(e)} = -7.54 \text{ kN} \cdot \text{m}$$

Actual forces

$$\{f'\} = [k'] \{d\} - \{f_0\}$$

$$f'_{2x} = 11.31 - 0 = 11.31 \text{ kN} \rightarrow$$

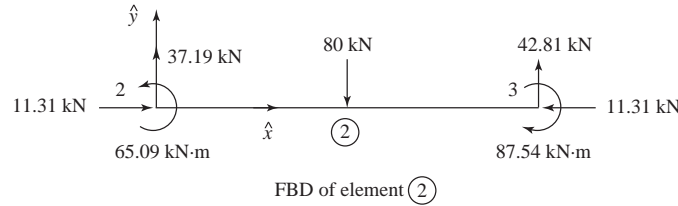
$$f'_{2y} = -2.81 - (-40) = 37.19 \text{ kN} \uparrow$$

$$m_2 = -14.91 - (-80) = 65.09 \text{ kN} \cdot \text{m} \curvearrowright$$

$$f'_{3x} = -11.31 - 0 = -11.31 \text{ kN} \leftarrow$$

$$f'_{3y} = 2.81 - (-40) = 42.81 \text{ kN} \uparrow$$

$$m_3 = -7.54 - 80 = -87.54 \text{ kN} \cdot \text{m} \curvearrowleft$$



Element (3)

$$\{f_0\} = 0$$

$$f'_{2x} = 17.55 \text{ kN} \quad \swarrow$$

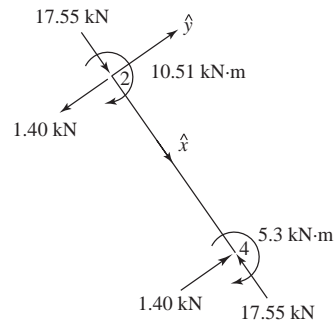
$$f'_{2y} = -1.40 \text{ kN} \quad \searrow$$

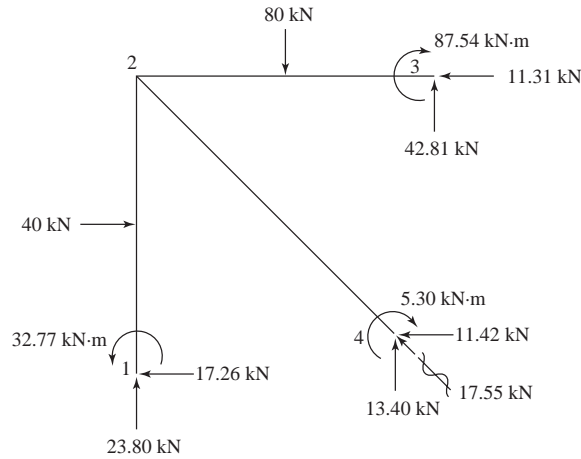
$$m_2 = -10.51 \text{ N} \cdot \text{m} \quad \curvearrowleft$$

$$f'_{4x} = -17.55 \text{ kN} \quad \swarrow$$

$$f'_{4y} = 1.40 \text{ kN} \quad \searrow$$

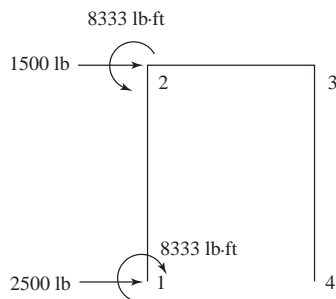
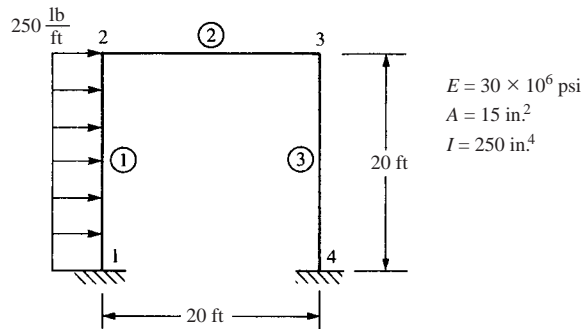
$$m_4 = -5.30 \text{ kN} \cdot \text{m} \quad \curvearrowleft$$





FBD of frame

5.8



$$F = \frac{wL}{2} = \frac{250 \times 20}{2} = 2500 \text{ lb}$$

$$M = \frac{wL^2}{12} = \frac{250 (20)^2}{12} = 8333 \text{ lb-ft} = 100,000 \text{ lb-in.}$$

Equivalent force system

Calculate $[k]'$'s based on node 2 and 3 contributions as

$$u_1 = v_1 = \phi_1 = 0, u_4 = v_4 = \phi_4 = 0$$

Element (1)

$$C = 0, S = 1$$

$$[k^{(1)}] = \frac{E}{L} \begin{bmatrix} \frac{12I}{L^2} & 0 & \frac{6I}{L} \\ 0 & A & 0 \\ \text{Symmetry} & 0 & 4I \end{bmatrix} \quad (3)$$

Element (2)

$$C = 1, S = 0$$

$$[k^{(2)}] = \frac{E}{L} \begin{bmatrix} & & & (2) & & (3) \\ A & 0 & 0 & -A & 0 & 0 \\ & \frac{12I}{L^2} & \frac{16I}{L} & 0 & \frac{-12I}{L^2} & \frac{16I}{L} \\ & & 4I & 0 & \frac{-6I}{L} & 2I \\ & & & A & 0 & 0 \\ & & & & \frac{12I}{L^2} & \frac{-6I}{L} \\ \text{Symmetry} & & & & & 4I \end{bmatrix}$$

Element (3)

$$C = 0, S = -1$$

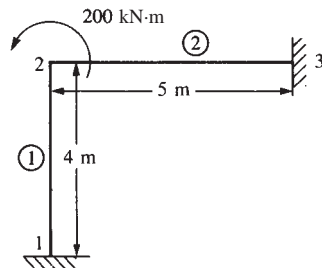
$$[k^{(3)}] = \frac{E}{L} \begin{bmatrix} & & (3) \\ \frac{12I}{L^2} & 0 & \frac{6I}{L} \\ & A & 0 \\ \text{Symmetry} & & 4I \end{bmatrix}$$

Assemble global $[K]$ and Equations $\{F\} = [K] \{d\}$ use numerical values for E, I, A, L

$$\begin{Bmatrix} 2500 \\ 0 \\ 100,000 \\ 0 \\ 0 \\ 0 \end{Bmatrix} = \frac{E}{L} \begin{bmatrix} 15.05 & 0 & 6.25 & -15 & 0 & 0 \\ & 15.05 & 6.25 & 0 & 0.0521 & 6.25 \\ & & 2000 & 0 & -6.25 & 500 \\ & & & 15.05 & 0 & 6.25 \\ & & & & 15.05 & -6.25 \\ \text{Symmetry} & & & & & 2000 \end{bmatrix} \begin{Bmatrix} u_2 \\ v_2 \\ \phi_2 \\ u_3 \\ v_3 \\ \phi_3 \end{Bmatrix}$$

Solve simultaneously using an equation solver

5.9



$$\begin{aligned} E &= 210 \text{ GPa} \\ A &= 2 \times 10^{-2} \text{ m}^2 \\ I &= 2 \times 10^{-4} \text{ m}^4 \end{aligned}$$

Element $[k]$'s

Element (1)

$$C = 0, S = 1$$

$$\frac{12I}{L^2} = \frac{12(2 \times 10^{-4})}{4^2} = 1.5 \times 10^{-4} \text{ m}^2$$

$$\frac{6I}{L} = \frac{6(2 \times 10^{-4})}{4} = 3.0 \times 10^{-4} \text{ m}^3$$

$$\frac{E}{L} = \frac{210 \times 10^6}{4} = 5.25 \times 10^7 \frac{\text{kN}}{\text{m}}$$

$$[k^{(1)}] = 5.25 \times 10^7 \begin{bmatrix} u_2 & v_2 & \phi_2 \\ 1.5 \times 10^{-4} & 0 & 3 \times 10^{-4} \\ & 2 \times 10^{-2} & 0 \\ & & 8 \times 10^{-4} \end{bmatrix}$$

Element (2)

$$C = 1, S = 0$$

$$\frac{12I}{L^2} = \frac{12(2 \times 10^{-4})}{5^2} = 9.6 \times 10^{-5} \text{ m}^2$$

$$\frac{6I}{L} = \frac{6(2 \times 10^{-4})}{5} = 2.4 \times 10^{-4} \text{ m}^3$$

$$\frac{E}{L} = \frac{210 \times 10^6}{5} = 4.2 \times 10^7 \frac{\text{kN}}{\text{m}}$$

$$[k^{(2)}] = 4.2 \times 10^7 \begin{bmatrix} & & (2) \\ 2 \times 10^{-2} & 0 & 0 \\ & 9.6 \times 10^{-5} & 2.4 \times 10^{-4} \\ \text{Symmetry} & & 8 \times 10^{-4} \end{bmatrix}$$

Assemble global equations for node 2

$$\begin{Bmatrix} 0 \\ 0 \\ 200 \end{Bmatrix} = 10^7 \begin{bmatrix} 8.48 \times 10^{-2} & 0 & 1.58 \times 10^{-3} \\ & 1.05 \times 10^{-1} & 1.01 \times 10^{-3} \\ \text{Symmetry} & & 7.56 \times 10^{-3} \end{bmatrix} \begin{Bmatrix} u_2 \\ v_2 \\ \phi_2 \end{Bmatrix}$$

Solving simultaneously

$$u_2 = -4.95 \times 10^{-5} \text{ m}, v_2 = -2.56 \times 10^{-5} \text{ m}$$

$$\phi_2 = 2.66 \times 10^{-3} \text{ rad}$$

Element forces $\{f'\} = [k'] [T] \{d\}$

$$[T] \{d\} = \begin{bmatrix} 0 & 1 & 0 & 0 & 0 & 0 \\ -1 & 0 & 0 & 0 & 0 & 0 \\ 0 & 0 & 1 & 0 & 0 & 0 \\ 0 & 0 & 0 & 0 & 1 & 0 \\ 0 & 0 & 0 & -1 & 0 & 0 \\ 0 & 0 & 0 & 0 & 0 & 1 \end{bmatrix} \begin{Bmatrix} 0 \\ 0 \\ 0 \\ -4.95 \times 10^{-5} \\ -2.56 \times 10^{-5} \\ 2.66 \times 10^{-3} \end{Bmatrix}$$

$$\{f'\} = [k']^{(1)} \begin{Bmatrix} 0 \\ 0 \\ 0 \\ -2.56 \times 10^{-5} \\ 4.95 \times 10^{-6} \\ 2.66 \times 10^{-3} \end{Bmatrix}$$

$$\{f'\} = 5.25 \times 10^7 \begin{bmatrix} : & : & : & -2 \times 10^{-2} & 0 & 0 \\ . & . & . & 0 & -1.5 \times 10^{-4} & 3 \times 10^{-4} \\ . & . & . & 0 & -3 \times 10^{-4} & 4 \times 10^{-4} \\ . & . & . & 2 \times 10^{-2} & 0 & 0 \\ . & . & . & 0 & 1.5 \times 10^{-4} & -3 \times 10^{-4} \\ : & : & : & 0 & -3 \times 10^{-4} & 8 \times 10^{-4} \end{bmatrix} \begin{Bmatrix} 0 \\ 0 \\ 0 \\ -2.56 \times 10^{-5} \\ 4.95 \times 10^{-5} \\ 2.66 \times 10^{-3} \end{Bmatrix}$$

Multiplying matrices yields

$$f'_{1x}{}^{(1)} = 26.9 \text{ kN} = -f'_{2x}{}^{(1)}, f'_{1y}{}^{(1)} = 42 \text{ kN} = -f'_{2y}{}^{(1)}$$

$$m_1^{(1)} = 55.9 \text{ kN} \cdot \text{m}, m_2^{(1)} = 111.7 \text{ kN} \cdot \text{m}$$

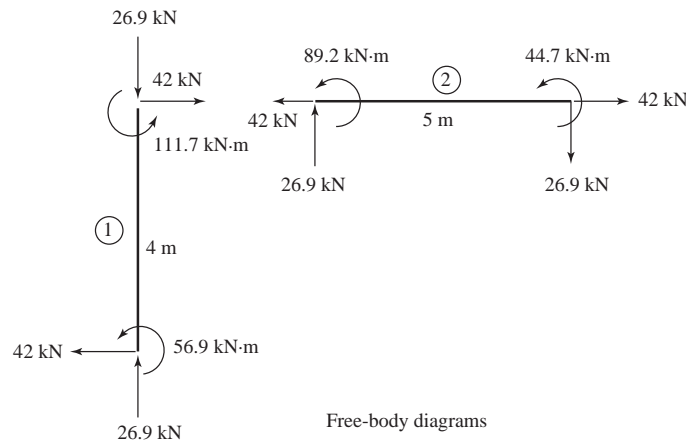
Similarly for element (2)

$$\{f'\}^{(2)} = [K']^{(2)} [T]^{(2)} \{d\}^{(2)} \text{ yields}$$

$$f'_{2x}{}^{(2)} = 42.0 \text{ kN} = -f'_{3x}{}^{(2)}$$

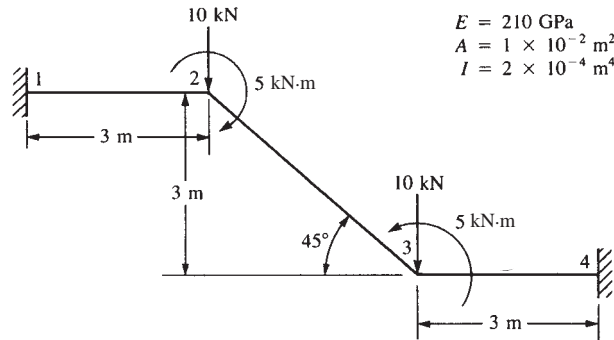
$$f'_{2y}{}^{(2)} = -26.9 \text{ kN} = -f'_{3y}{}^{(2)}$$

$$m_2^{(2)} = 89.2 \text{ kN} \cdot \text{m}, m_3^{(2)} = 44.7 \text{ kN} \cdot \text{m}$$



Free-body diagrams

5.10



Element (1)

$$\frac{E}{L} = \frac{210 \times 10^9}{3\text{ m}} = 70 \times 10^9, \quad \frac{12I}{L^2} = 2.67 \times 10^{-4}$$

$$\frac{6I}{L} = 4 \times 10^{-4}, \quad C = 1, S = 0$$

$$u_1 = v_1 = \phi_1 = 0 \text{ and } u_4 = v_4 = \phi_4 = 0$$

$$[k^{(1)}] = 70 \times 10^9 \begin{bmatrix} & u_2 & v_2 & \phi_2 \\ & 1 \times 10^{-2} & 0 & 0 \\ & & 2.67 \times 10^{-4} & -4 \times 10^{-4} \\ \text{Symmetry} & & & 8 \times 10^{-4} \end{bmatrix}$$

Element (2)

$$\frac{E}{L} = \frac{210 \times 10^9}{3\sqrt{2}} = 49.5 \times 10^9, \quad \frac{12I}{L^2} = \frac{12(2 \times 10^{-4})}{18} = 1.33 \times 10^{-4}$$

$$\frac{6I}{L} = 2.83 \times 10^{-4}, \quad C = 0.707 = -S, \quad 4I = 8 \times 10^{-4}$$

$$[k^{(2)}] = \begin{bmatrix} 3.58 & -3.48 & 0.1415 & 3.58 & 3.48 & 0.1415 \\ & 3.58 & 0.1415 & -3.48 & -3.58 & 0.1415 \\ & & 0.566 & -0.1415 & -0.1415 & 0.2828 \\ & & & 3.58 & -3.48 & -0.1415 \\ \text{Symmetry} & & & & 3.58 & -0.1415 \\ & & & & & 0.566 \end{bmatrix} 70 \times 10^6$$

Element (3)

$$\frac{E}{L} = 70 \times 10^9, \quad \frac{12I}{L^2} = 2.67 \times 10^{-4}, \quad \frac{6I}{L} = 4 \times 10^{-4}$$

$$C = 1, S = 0$$

$$[k^{(3)}] = 70 \times 10^9 \begin{bmatrix} & u_3 & v_3 & \phi_3 \\ & 1 \times 10^{-2} & 0 & 0 \\ & 0 & 2.67 \times 10^{-4} & 4 \times 10^{-4} \\ \text{Symmetry} & & & 8 \times 10^{-4} \end{bmatrix}$$

Global equations

$$10 \times 10^9 \begin{bmatrix} 0.0135 & -0.0035 & 0.00014 & 0.0036 & 0.0035 & 0.00014 \\ & 0.0038 & -0.0003 & -0.0035 & -0.0036 & 0.00014 \\ & & 0.0014 & -0.00014 & -0.00014 & 0.00028 \\ & & & 0.0135 & -0.0035 & -0.00014 \\ & \text{Symmetry} & & & 0.0038 & 0.0003 \\ & & & & & 0.0014 \end{bmatrix} \begin{Bmatrix} u_2 \\ v_2 \\ \phi_2 \\ u_3 \\ v_3 \\ \phi_3 \end{Bmatrix} = \begin{Bmatrix} 0 \\ -10000 \\ -5000 \\ 0 \\ -10000 \\ 5000 \end{Bmatrix}$$

Using an equation solver

$$\begin{aligned} u_2 &= 0.16 \times 10^{-10} \text{ m} & u_3 &= 0.85 \times 10^{-11} \\ v_2 &= -0.1423 \times 10^{-2} \text{ m} & v_3 &= -0.1423 \times 10^{-2} \text{ m} \\ \phi_2 &= -0.5917 \times 10^{-3} \text{ rad} & \phi_3 &= 0.5917 \times 10^{-3} \text{ rad} \end{aligned}$$

Element forces

Element (1)

$$[T] \{d\} = \begin{bmatrix} 1 & 0 & 0 & 0 & 0 & 0 \\ 0 & 1 & 0 & 0 & 0 & 0 \\ 0 & 0 & 1 & 0 & 0 & 0 \\ 0 & 0 & 0 & 1 & 0 & 0 \\ 0 & 0 & 0 & 0 & 1 & 0 \\ 0 & 0 & 0 & 0 & 0 & 1 \end{bmatrix} \begin{Bmatrix} 0 \\ 0 \\ \sim 0 \\ 0 \\ -0.1423 \times 10^{-2} \\ -0.5917 \times 10^{-3} \end{Bmatrix}$$

$$\{f'\}^{(1)} = [k']^{(1)} [T]^{(1)} \{d\}^{(1)}$$

$$= 70 \times 10^9 \begin{bmatrix} C_1 & 0 & 0 & -C_1 & 0 & 0 \\ & 12C_2 & 6C_2L & 0 & -12C_2 & 6C_2L \\ & & 4C_2L^2 & 0 & -6C_2L & 2C_2L \\ & & & C_1 & 0 & 0 \\ & & & & 12C_2 & -6C_2L \\ \text{Symmetry} & & & & & 4C_2L^2 \end{bmatrix} \begin{Bmatrix} 0 \\ 0 \\ 0 \\ 0.16 \times 10^{-10} \\ -0.1923 \times 10^{-2} \\ -0.5917 \times 10^{-3} \end{Bmatrix}$$

$$f'_{1x}{}^{(1)} = 0$$

$$f'_{1y}{}^{(1)} = 10028 \text{ N}$$

$$m_1^{(1)} = 23276 \text{ N} \cdot \text{m}$$

$$f'_{2x}{}^{(1)} = 0$$

$$f'_{2y}{}^{(1)} = -10028 \text{ N}$$

$$m_2^{(1)} = 6709 \text{ N} \cdot \text{m}$$

Element (2)

$$[T] = \begin{bmatrix} 0.707 & -0.707 & 0 & 0 & 0 & 0 \\ 0.707 & 0.707 & 0 & 0 & 0 & 0 \\ 0 & 0 & 1 & 0 & 0 & 0 \\ \hline & & & \times & & \\ & & & & & \end{bmatrix}$$

$$\{f'\}^{(2)} = [k']^{(2)} [T]^{(2)} \{d\}^{(2)} = \begin{Bmatrix} 0 \\ -0.387 \times 10^{-4} \cong 0 \\ -11,720 \\ 0 \\ 0.387 \times 10^{-4} \cong 0 \\ 11,720 \end{Bmatrix}$$

where $[k']^{(2)}$ from Equation (6.1.8) text

$$\{d\}^{(2)} = \begin{Bmatrix} 0.16 \times 10^{-10} = 0 \\ -0.1423 \times 10^{-2} \\ -0.5917 \times 10^{-3} \\ 0.85 \times 10^{-11} = 0 \\ -0.1423 \times 10^{-2} \\ 0.5917 \times 10^{-3} \end{Bmatrix}$$

Similarly for element (3)

$$f'_{3x}{}^{(3)} = 0$$

$$f'_{3y}{}^{(3)} = -10,028 \text{ N}$$

$$m_3^{(3)} = -6709 \text{ N} \cdot \text{m}$$

$$f'_{4x}{}^{(3)} = 0$$

$$f'_{4y}{}^{(3)} = 10,028 \text{ N}$$

$$m_4^{(3)} = -23276 \text{ N} \cdot \text{m}$$

5.11

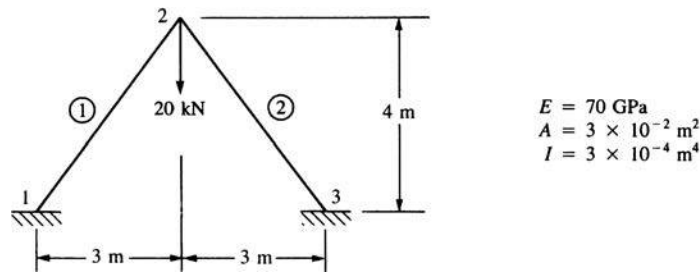


Figure P5-11

This problem is done using symmetry and Mathcad

$$E = 70 \times 10^9$$

$$A = 3 \times 10^{-2}$$

$$I = 3 \times 10^{-4}$$

Element 1

$$x_1 = 0 \quad x_2 = 3$$

$$y_1 = 0 \quad y_2 = 4$$

$$L_1 = \sqrt{(x_2 - x_1)^2 + (y_2 - y_1)^2}$$

$$C = \frac{x_2 - x_1}{L_1} \quad S = \frac{y_2 - y_1}{L_1}$$

$$C = 0.6 \quad S = 0.8$$

$$N = \frac{12I}{L_1^2} \quad M = \frac{6I}{L_1}$$

$$k_1 = \left(\frac{E}{L_1} \right) \begin{bmatrix} AC^2 + NS^2 & (A - N)CS & -MS \\ (A - N)CS & AS^2 + NC^2 & MC \\ -MS & MC & 4I \\ -(AC^2 + NS^2) & -(A - N)CS & MS \\ -(A - N)CS & -(AS^2 + NC^2) & -MC \\ -MS & MC & 2I \\ -(AC^2 + NS^2) & -(A - N)CS & -MS \\ -(A - N)CS & -(AS^2 + NC^2) & MC \\ MS & -MC & 2I \\ AC^2 + NS^2 & (A - N)CS & MS \\ (A - N)CS & AS^2 + NC^2 & -MC \\ MS & -MC & 4I \end{bmatrix}$$

Boundary conditions with symmetry

$$u_1 = 0 \quad M_2 = 0 \quad u_2 = 0$$

$$v_1 = 0 \quad \phi_2 = 0$$

$$\phi_1 = 0$$

Reduced set of equations

Guess

$$v_2 = 1$$

Given

$$F_{2y} = -10 \times 10^3$$

$$(F_{2y}) = \left[\frac{E}{L_1} (AS^2 + NC^2) \right] (v_2)$$

$$v_2 = \text{find}(v_2)$$

$$v_2 = -3.7102 \times 10^{-5} \text{ Displacement of node 2}$$

$$\begin{pmatrix} F_{1x} \\ F_{1y} \\ M_1 \\ F_{2x} \\ F_{2y} \\ M_2 \end{pmatrix} = k_1 \begin{pmatrix} u_1 \\ v_1 \\ \phi_1 \\ u_2 \\ v_2 \\ \phi_2 \end{pmatrix} = \begin{pmatrix} 0 \\ 0 \\ 0 \\ 0 \\ -3.71 \times 10^{-5} \\ 0 \end{pmatrix} \quad \text{Displacements and rotations}$$

$$\begin{pmatrix} F_{1x} \\ F_{1y} \\ M_1 \end{pmatrix} = \begin{pmatrix} 7443.901 \\ 10000 \\ 112.197 \end{pmatrix} \quad \text{Reaction forces}$$

$$F_1 = \sqrt{F_{1x}^2 + F_{1y}^2}$$

$F_1 = 12466.422$ Reaction magnitude at node 1 same as node 3 by symmetry.

Forces in elements

$$T = \begin{pmatrix} C & S & 0 & 0 & 0 & 0 \\ -S & C & 0 & 0 & 0 & 0 \\ 0 & 0 & 1 & 0 & 0 & 0 \\ 0 & 0 & 0 & C & S & 0 \\ 0 & 0 & 0 & -S & C & 0 \\ 0 & 0 & 0 & 0 & 0 & 1 \end{pmatrix} \quad d = \begin{pmatrix} u_1 \\ v_1 \\ \phi_1 \\ u_2 \\ v_2 \\ \phi_2 \end{pmatrix}$$

$$C_1 = \frac{AE}{L_1} \quad C_2 = \frac{EI}{L_1^3}$$

$$[k'] = \begin{pmatrix} C_1 & 0 & 0 & -C_1 & 0 & 0 \\ 0 & 12C_2 & 6C_2 L_1 & 0 & -12C_2 & 6C_2 L_1 \\ 0 & 6C_2 L_1 & 4C_2 L_1^2 & 0 & -6C_2 L_1 & 2C_2 L_1^2 \\ -C_1 & 0 & 0 & C_1 & 0 & 0 \\ 0 & -12C_2 & -6C_2 L_1 & 0 & 12C_2 & -6C_2 L_1 \\ 0 & 6C_2 L_1 & 2C_2 L_1^2 & 0 & -6C_2 L_1 & 4C_2 L_1^2 \end{pmatrix}$$

$$\begin{pmatrix} f_{1x} \\ f_{1y} \\ m_1 \\ f_{2x} \\ f_{2y} \\ m_2 \end{pmatrix} = [k'] [T] \{d\} \quad \begin{pmatrix} f_{1x} \\ f_{1y} \\ m_1 \\ f_{2x} \\ f_{2y} \\ m_2 \end{pmatrix} = \begin{pmatrix} 12466.341 \\ 44.879 \\ 112.197 \\ -12466.341 \\ -44.879 \\ 112.197 \end{pmatrix}$$

Forces in element 1 and 2 by symmetry.

5.12 Determine displacements and rotations of the nodes, element forces, and reactions.

Material properties & geometry

$$EE = 210 \times 10^9 \text{ Pa} \quad \text{Modulus of elasticity}$$

$$AA = 80 \times 10^{-3} \text{ m}^2 \quad \text{Area of cross section of all elements}$$

$$II = 1.2 \times 10^{-4} \text{ m}^4 \quad \text{Area moment of inertia of all elements}$$

$LL_1 = 3 \text{ m}$	Length of element 1
$LL_2 = 6 \text{ m}$	Length of element 2
$\theta_1 = 0 \text{ deg}$	Angle between local x and global x for element 1.
$\theta_2 = -90 \text{ deg}$	Angle between local x and global x for element 2.

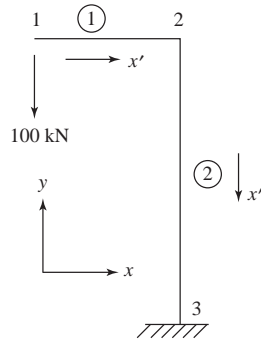


Figure P5.12

Applied loads

$F_{1y} = -100000 \text{ N}$	Applied load (down at node 1)
------------------------------	-------------------------------

Boundary conditions

$d_{3x} = 0$	x -displacement 3 is zero.
$d_{3y} = 0$	y -displacement at node 3 is zero.
$\phi_3 = 0$	Angular displacement. at node 3 is zero.

Defining element properties in unitless format. (Mathcad does not allow elements with dissimilar units within the same matrix.)

$E = \frac{EE}{Pa}$	Modulus of elasticity (Pa).
---------------------	-----------------------------

$A_1 = \frac{AA}{m^2}$	Cross sectional area of element 1 (m^2)
------------------------	---

$A_2 = \frac{AA}{m^2}$	Cross sectional area of element 2 (m^2)
------------------------	---

$I_1 = \frac{II}{m^4}$	Area moment of element 1 (m^4)
------------------------	------------------------------------

$I_2 = \frac{II}{m^4}$	Area moment of element 2 (m^4)
------------------------	------------------------------------

$L_1 = \frac{LL_1}{m}$	Length of element 1 (m)
------------------------	-------------------------

$L_2 = \frac{LL_2}{m}$	Length of element 2 (m)
------------------------	-------------------------

$C_1 = \cos(\theta_1)$	Cosine of angle between local x and global x for element 1.
------------------------	---

$S_1 = \sin(\theta_1)$	Sine of angle between local x and global x for element 1.
------------------------	---

$$\begin{pmatrix} 0 & 0 \\ -1.12 \times 10^7 & 1.68 \times 10^7 \\ -1.68 \times 10^7 & 1.68 \times 10^7 \\ 0 & 0 \\ 1.12 \times 10^7 & -1.68 \times 10^7 \\ -1.68 \times 10^7 & 3.36 \times 10^7 \end{pmatrix}$$

Augment element global k matrix with rows and columns of zeros to facilitate the assembly of the total global stiffness matrix. The global k matrix for each element needs to have the same number of rows and columns as there is degrees of freedom in the model. In this case, it is 9 (3 nodes, $\frac{3 \text{ DOF}}{\text{node}}$).

$$\text{ZeroCol} = \begin{pmatrix} 0 \\ 0 \\ 0 \\ 0 \\ 0 \\ 0 \\ 0 \\ 0 \\ 0 \end{pmatrix} \quad \text{ZeroRow} = (0 \ 0 \ 0 \ 0 \ 0 \ 0 \ 0 \ 0 \ 0)$$

$$k_{1a} = \text{augment}(k_1, \text{ZeroCol}, \text{ZeroCol}, \text{ZeroCol})$$

$$k_{1b} = \text{stack}(k_{1a}, \text{ZeroRow}, \text{ZeroRow}, \text{ZeroRow})$$

$$k_{1b} =$$

0	1	2	3	4	5	6	7	8	9
1	5.6×10^9	0	0	-5.6×10^9	0	0	0	0	0
2	0	1.12×10^7	1.68×10^7	0	-1.12×10^7	1.68×10^7	0	0	0
3	0	1.68×10^7	3.36×10^7	0	-1.68×10^7	1.68×10^7	0	0	0
4	-5.6×10^9	0	0	5.6×10^9	0	0	0	0	0
5	0	-1.12×10^7	-1.68×10^7	0	1.12×10^7	-1.68×10^7	0	0	0
6	0	1.68×10^7	1.68×10^7	0	-1.68×10^7	3.36×10^7	0	0	0
7	0	0	0	0	0	0	0	0	0
8	0	0	0	0	0	0	0	0	0
9	0	0	0	0	0	0	0	0	0

Calculate global stiffness matrix for 2nd element.

$$i = 2$$

Set $i = 2$ so that the properties of element 2 are used in the functional expression.

$$k_2 = k(A_i, C_i, S_i, E, I_i, L_i)$$

$$K_2 = \begin{pmatrix} 1.4 \times 10^6 & -1.714 \times 10^{-7} & 4.2 \times 10^6 & -1.4 \times 10^6 & 1.714 \times 10^{-7} & 4.2 \times 10^6 \\ -1.714 \times 10^{-7} & 2.8 \times 10^9 & 2.572 \times 10^{-10} & 1.714 \times 10^{-7} & -2.8 \times 10^9 & 2.572 \times 10^{-10} \\ 4.2 \times 10^6 & 2.572 \times 10^{-10} & 1.68 \times 10^7 & -4.2 \times 10^6 & -2.572 \times 10^{-10} & 8.4 \times 10^6 \\ -1.4 \times 10^6 & 1.714 \times 10^{-7} & -4.2 \times 10^6 & 1.4 \times 10^6 & -1.714 \times 10^{-7} & -4.2 \times 10^6 \\ 1.714 \times 10^{-7} & -2.8 \times 10^9 & -2.572 \times 10^{-10} & -1.714 \times 10^{-7} & 2.8 \times 10^9 & -2.572 \times 10^{-10} \\ 4.2 \times 10^6 & 2.572 \times 10^{-10} & 8.4 \times 10^6 & -4.2 \times 10^6 & -2.572 \times 10^{-10} & 1.68 \times 10^7 \end{pmatrix}$$

Augment element global k matrix with rows and columns of zeros to facilitate the assembly of the total global stiffness matrix. As before, we need 9 rows and columns.

$$k_{2a} = \text{augment}(\text{ZeroCol}, \text{ZeroCol}, \text{ZeroCol}, k_2)$$

$$k_{2b} = \text{stack}(\text{ZeroRow}, \text{ZeroRow}, \text{ZeroRow}, k_{2a})$$

$$k_{2b} =$$

0	1	2	3	4	5	6	7	8	9
1	0	0	0	0	0	0	0	0	0
2	0	0	0	0	0	0	0	0	0
3	0	0	0	0	0	0	0	0	0
4	0	0	0	1.4×10^6	-1.714×10^{-7}	4.2×10^6	-1.4×10^6	1.714×10^{-7}	4.2×10^6
5	0	0	0	-1.714×10^{-7}	2.8×10^9	2.572×10^{-10}	1.714×10^{-7}	-2.8×10^9	2.572×10^{-10}
6	0	0	0	4.2×10^6	2.572×10^{-10}	1.68×10^7	-4.2×10^6	-2.572×10^{-10}	8.4×10^6
7	0	0	0	-1.4×10^6	1.714×10^{-7}	-4.2×10^6	1.4×10^6	-1.714×10^{-7}	-4.2×10^6
8	0	0	0	1.714×10^{-7}	-2.8×10^9	-2.572×10^{-10}	-1.714×10^{-7}	2.8×10^9	-2.572×10^{-10}
9	0	0	0	4.2×10^6	2.572×10^{-10}	8.4×10^6	-4.2×10^6	-2.572×10^{-10}	1.68×10^7

Calculate total global stiffness matrix by adding augmented matrices for each element.

$$K = k_{1b} + k_{2b}$$

$$K =$$

0	1	2	3	4	5	6	7	8	9
1	5.6×10^9	0	0	-5.6×10^9	0	0	0	0	0
2	0	1.12×10^7	1.68×10^7	0	-1.12×10^7	1.68×10^7	0	0	0
3	0	1.68×10^7	3.36×10^7	0	-1.68×10^7	1.68×10^7	0	0	0
4	-5.6×10^9	0	0	5.601×10^9	-1.714×10^{-7}	4.2×10^6	-1.4×10^6	1.714×10^{-7}	4.2×10^6
5	0	-1.12×10^7	-1.68×10^7	-1.714×10^{-7}	2.811×10^9	-1.68×10^7	1.714×10^{-7}	-2.8×10^9	2.572×10^{-10}
6	0	1.68×10^7	1.68×10^7	4.2×10^6	-1.68×10^7	5.04×10^7	-4.2×10^6	2.572×10^{-10}	8.4×10^6
7	0	0	0	-1.4×10^6	1.714×10^{-7}	-4.2×10^6	1.4×10^6	-1.714×10^{-7}	-4.2×10^6
8	0	0	0	1.714×10^{-7}	-2.8×10^9	2.572×10^{-10}	-1.714×10^{-7}	2.8×10^9	2.572×10^{-10}
9	0	0	0	4.2×10^6	2.572×10^{-10}	8.4×10^6	-4.2×10^6	2.572×10^{-10}	1.68×10^7

Solve for displacements and rotations at node 1 and 2.

First partition out rows and columns associated with homogenous boundary conditions (rows/columns 7, 8 and 9)

$$K_{\text{part}} = \text{submatrix}(K, 1, 6, 1, 6)$$

$$K_{\text{part}} = \begin{pmatrix} 5.6 \times 10^9 & 0 & 0 & -5.6 \times 10^9 \\ 0 & 1.12 \times 10^7 & 1.68 \times 10^7 & 0 \\ 0 & 1.68 \times 10^7 & 3.36 \times 10^7 & 0 \\ -5.6 \times 10^9 & 0 & 0 & 5.601 \times 10^9 \\ 0 & -1.12 \times 10^7 & -1.68 \times 10^7 & -1.714 \times 10^{-7} \\ 0 & 1.68 \times 10^7 & 1.68 \times 10^7 & 4.2 \times 10^6 \end{pmatrix}$$

$$\begin{pmatrix} 0 & 0 \\ -1.12 \times 10^7 & 1.68 \times 10^7 \\ -1.68 \times 10^7 & 1.68 \times 10^7 \\ -1.714 \times 10^{-7} & 4.2 \times 10^6 \\ 2.811 \times 10^9 & -1.68 \times 10^7 \\ -1.68 \times 10^7 & 5.04 \times 10^7 \end{pmatrix}$$

Define partitioned vector of applied loads.

$$F_{\text{part}} = \left(0 \quad \frac{F_{1y}}{N} \quad 0 \quad 0 \quad 0 \quad 0 \right)^T$$

Solve for displacements and rotations at node 1 and 2.

$$\begin{pmatrix} u_1 \\ v_1 \\ \phi_1 \\ u_2 \\ v_2 \\ \phi_2 \end{pmatrix} = K_{\text{part}}^{-1} F_{\text{part}}$$

$$\begin{pmatrix} u_1 \\ v_1 \\ \phi_1 \\ u_2 \\ v_2 \\ \phi_2 \end{pmatrix} = \begin{pmatrix} -0.214 \\ -0.25 \\ 0.089 \\ -0.214 \\ -3.571 \times 10^{-5} \\ 0.071 \end{pmatrix} \begin{matrix} \text{(m)} \\ \text{(m)} \\ \text{(rad)} \\ \text{(m)} \\ \text{(m)} \\ \text{(rad)} \end{matrix} \quad \text{[Displacements are in meters, rotations in radians.]}$$

$$0.089 \text{ rad} = 5.099^\circ$$

$$0.071 \text{ rad} = 4.068^\circ$$

Solving for reactions.

$$\begin{pmatrix} F_{1x} \\ F_{1y} \\ M_1 \\ F_{2x} \\ F_{2y} \\ M_2 \\ F_{3x} \\ F_{3y} \\ M_3 \end{pmatrix} = K \begin{pmatrix} u_1 \\ v_1 \\ \phi_1 \\ u_2 \\ v_2 \\ \phi_2 \\ u_3 \\ v_3 \\ \phi_3 \end{pmatrix} \quad \text{Multiplying global stiffness matrix by displacement vector.}$$

$$\begin{pmatrix} F_{1x} \\ F_{1y} \\ M_1 \\ F_{2x} \\ F_{2y} \\ M_2 \\ F_{3x} \\ F_{3y} \\ M_3 \end{pmatrix} = \begin{pmatrix} 0 \\ -10 \times 10^4 \\ 2.328 \times 10^5 \\ 0 \\ 0 \\ 0 \\ 0 \\ 1 \times 10^5 \\ -3 \times 10^5 \end{pmatrix}$$

Forces are in newtons, moment in N · m.

Values agree with what one would expect given the simple nature of the problem. Vertical reaction at node 3 should be equal and opposite the applied load F_{1y} and it is. Moment reaction at 3 (M_3) should equal the applied load (F_{1y}) times it's moment arm (L_1) and it does.

Solve for element forces.

Functional equations for local beam elements

Functional equation for local stiffness matrix for a 2D beam/frame element with axial affects. Refer to text Equation (5.1.8).

$$K_{\text{local}}(A, C, S, E, I, L) = \begin{pmatrix} \frac{AE}{L} & 0 & 0 & \frac{AE}{L} & 0 & 0 \\ 0 & \frac{12EI}{L^3} & \frac{6EI}{L^2} & 0 & \frac{12EI}{L^3} & \frac{6EI}{L^2} \\ 0 & \frac{6EI}{L^2} & \frac{4EI}{L} & 0 & \frac{6EI}{L^2} & \frac{2EI}{L} \\ -\frac{AE}{L} & 0 & 0 & \frac{AE}{L} & 0 & 0 \\ 0 & -\frac{12EI}{L^3} & \frac{6EI}{L^2} & 0 & \frac{12EI}{L^3} & \frac{6EI}{L^2} \\ 0 & \frac{6EI}{L^2} & \frac{2EI}{L} & 0 & \frac{6EI}{L^2} & \frac{4EI}{L} \end{pmatrix}$$

Functional equation for transformation matrix between local and global coordinates.

$$T(C, S) = \begin{pmatrix} C & S & 0 & 0 & 0 & 0 \\ -S & C & 0 & 0 & 0 & 0 \\ 0 & 0 & 1 & 0 & 0 & 0 \\ 0 & 0 & 0 & C & S & 0 \\ 0 & 0 & 0 & -S & C & 0 \\ 0 & 0 & 0 & 0 & 0 & 1 \end{pmatrix}$$

Solving for element forces in element 1

$$i = 1$$

$$k_{\text{local}1} = k_{\text{local}}(A_i, C_i, S_i, E, I, L_i) \quad \text{Local } k \text{ matrix for element 1}$$

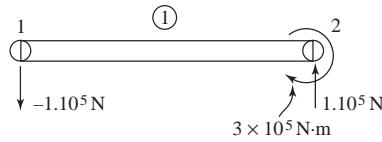
$$k_{\text{local}1} = \begin{pmatrix} 5.6 \times 10^9 & 0 & 0 & -5.6 \times 10^9 \\ 0 & 1.12 \times 10^7 & 1.68 \times 10^7 & 0 \\ 0 & 1.68 \times 10^7 & 3.36 \times 10^7 & 0 \\ -5.6 \times 10^9 & 0 & 0 & 5.6 \times 10^9 \\ 0 & -1.12 \times 10^7 & -1.68 \times 10^7 & 0 \\ 0 & 1.68 \times 10^7 & 1.68 \times 10^7 & 0 \end{pmatrix}$$

$$\left. \begin{array}{cc} 0 & 0 \\ -1.12 \times 10^7 & 1.68 \times 10^7 \\ -1.68 \times 10^7 & 1.68 \times 10^7 \\ 0 & 0 \\ 1.12 \times 10^7 & -1.68 \times 10^7 \\ -1.68 \times 10^7 & 3.36 \times 10^7 \end{array} \right\}$$

$T_1 = T(C_i, S_i)$ Transformation matrix for element 1.

$$T_1 = \begin{pmatrix} 1 & 0 & 0 & 0 & 0 & 0 \\ 0 & 1 & 0 & 0 & 0 & 0 \\ 0 & 0 & 1 & 0 & 0 & 0 \\ 0 & 0 & 0 & 1 & 0 & 0 \\ 0 & 0 & 0 & 0 & 1 & 0 \\ 0 & 0 & 0 & 0 & 0 & 1 \end{pmatrix}$$

$$f_1 = k_{\text{local}} T_1 \begin{pmatrix} u_1 \\ v_1 \\ \phi_1 \\ u_2 \\ v_2 \\ \phi_2 \end{pmatrix} \quad \text{Calculate local forces/moments in element 1.}$$



$$f_1 = \begin{pmatrix} 0 \\ -100000 \\ 0 \\ 0 \\ 100000 \\ -300,000 \end{pmatrix} \begin{pmatrix} f_{1x} \\ f_{1y} \\ m_1 \\ f_{2x} \\ f_{2y} \\ m_2 \end{pmatrix}$$

Forces are in Newtons, moments in N · m.

f_{1y} comes back out of the equations as expected.

f_{2y} must be equal and opposite—and it is.

m_2 also checks (resists in CW direction the applied load of $1 \cdot 10^5 \text{N}$ over 3m moment arm)

Solving for element forces in element 2

$$i = 2$$

$$k_{\text{local}2} = k_{\text{local}}(A_i, C_i, S_i, E, I_i, L_i) \quad \text{Local } k \text{ matrix for a element 2}$$

$$k_{\text{local}2} = \begin{pmatrix} 2.8 \times 10^9 & 0 & 0 & -2.8 \times 10^9 \\ 0 & 1.4 \times 10^6 & 4.2 \times 10^6 & 0 \\ 0 & 4.2 \times 10^6 & 1.68 \times 10^7 & 0 \\ -2.8 \times 10^9 & 0 & 0 & 2.8 \times 10^9 \\ 0 & -1.4 \times 10^6 & -4.2 \times 10^6 & 0 \\ 0 & 4.2 \times 10^6 & 8.4 \times 10^6 & 0 \\ 0 & 0 & 0 & 0 \\ -1.4 \times 10^6 & 4.2 \times 10^6 & 0 & 0 \\ -4.2 \times 10^6 & 8.4 \times 10^6 & 0 & 0 \\ 0 & 0 & 0 & 0 \\ 1.4 \times 10^6 & -4.2 \times 10^6 & 0 & 0 \\ -4.2 \times 10^6 & 1.68 \times 10^7 & 0 & 0 \end{pmatrix}$$

$T_2 = T(C_i, S_i)$ Transformation matrix for element 2.

$$T_2 = \begin{pmatrix} 0 & -1 & 0 & 0 & 0 & 0 \\ 1 & 0 & 0 & 0 & 0 & 0 \\ 0 & 0 & 1 & 0 & 0 & 0 \\ 0 & 0 & 0 & 0 & -1 & 0 \\ 0 & 0 & 0 & 1 & 0 & 0 \\ 0 & 0 & 0 & 0 & 0 & 1 \end{pmatrix}$$

Calculate local forces/moments in element 1.

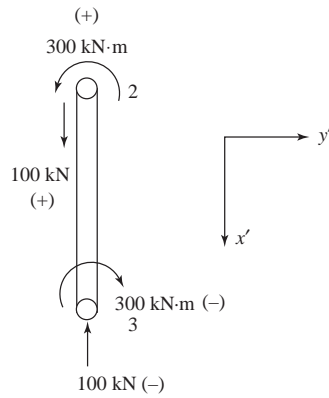
$$f_2 = k_{\text{local}2} T_2 \begin{pmatrix} u_2 \\ v_2 \\ \phi_2 \\ u_3 \\ v_3 \\ \phi_3 \end{pmatrix}$$

Forces are in Newtons, moments in N · m.

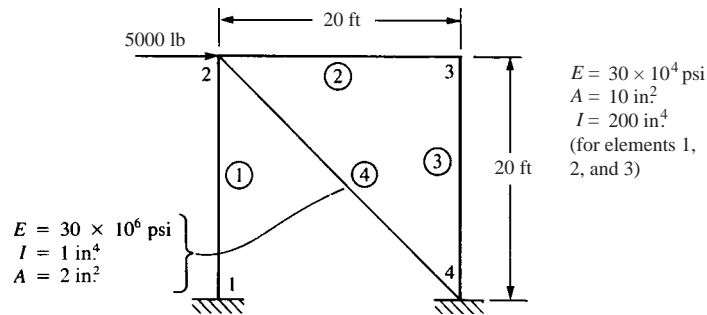
f_{2y} and f_{3y} again are of same magnitude as applied load at node 1 as expected.

m_2 and m_3 also have correct magnitude. m_3 must be equal and opposite of applied moment. m_2 must be opposite of m_3 for equilibrium.

$$f_2 = \begin{pmatrix} 100,000 \\ 0 \\ 300,000 \\ -100,000 \\ 0 \\ -300,000 \end{pmatrix} \begin{pmatrix} f_{2x} \\ f_{2y} \\ m_2 \\ f_{3x} \\ f_{3y} \\ m_3 \end{pmatrix}$$



5.13



Boundary conditions $u_1 = v_1 = \phi_1 = 0, \quad u_4 = v_4 = \phi_4 = 0$

Element (1) by Equation (6.1.11)

$$C = 0; \quad S = 1$$

$$[k^{(1)}] = \frac{E}{L} \begin{bmatrix} u_2 & v_2 & \phi_2 \\ \frac{12I}{L^2} & 0 & \frac{6I}{L} \\ 0 & A & 0 \\ \frac{6I}{L} & 0 & 4I \end{bmatrix}$$

Element (2)

$$C = 1, \quad S = 0$$

$$[k^{(2)}] = \frac{E}{L} \begin{bmatrix} u_2 & v_2 & \phi_2 & u_3 & v_3 & \phi_3 \\ A & 0 & 0 & -A & 0 & 0 \\ & \frac{12I}{L^2} & \frac{6I}{L} & 0 & \frac{-12I}{L^2} & \frac{6I}{L} \\ & & 4I & 0 & \frac{-6I}{L} & 2I \\ & & & A & 0 & 0 \\ & & & & \frac{12I}{L^2} & \frac{-6I}{L} \\ \text{Symmetry} & & & & & 4I \end{bmatrix}$$

Element (3)

$$C = 0, \quad S = -1$$

$$[k^{(3)}] = \frac{E}{L} \begin{bmatrix} u_3 & v_3 & \phi_3 \\ \frac{12I}{L^2} & 0 & \frac{6I}{L} \\ & A & 0 \\ & & 4I \end{bmatrix}$$

Element (4)

$$C = \frac{-\sqrt{2}}{2}, \quad S = \frac{-\sqrt{2}}{2}, \quad L = 20, \quad L^{(4)} = \sqrt{2} L$$

$$[k^{(4)}] = \frac{E}{L^{(4)}} \begin{bmatrix} \frac{A}{2} + \frac{6I}{L^2} & \frac{-A}{2} + \frac{6I}{L^2} & \sqrt{2} \frac{3I}{L} \\ & \frac{A}{2} + \frac{6I}{L^2} & \sqrt{2} \frac{3I}{L} \\ \text{Symmetry} & & 4I \end{bmatrix}$$

Assembling

$$\begin{Bmatrix} 5000 \\ 0 \\ 0 \\ 0 \\ 0 \\ 0 \end{Bmatrix} = \frac{E}{L} \begin{bmatrix} 10.75 & -0.707 & 5.0 & -10 & 0 & 0 \\ & 10.75 & 5.0 & 0 & -0.0417 & 5 \\ & & 1603 & 0 & -5 & 400 \\ & & & 10.04 & 0 & 5 \\ & & & & 10.04 & -5 \\ & & & & & 1600 \end{bmatrix} \begin{Bmatrix} u_2 \\ v_2 \\ \phi_2 \\ u_3 \\ v_3 \\ \phi_3 \end{Bmatrix}$$

$$\frac{E}{L} = \frac{30 \times 10^6}{20 \left(12 \frac{\text{in.}}{\text{ft}} \right)} = 0.125 \times 10^6 \frac{\text{lb}}{\text{in.}^3}$$

Solving simultaneously

$$\begin{aligned} u_2 &= 0.055916 \text{ in.} & u_3 &= 0.05576 \text{ in.} \\ v_2 &= 0.003817 \text{ in.} & v_3 &= -0.000133 \text{ in.} \\ \phi_2 &= -0.00015 \text{ rad} & \phi_3 &= -0.000149 \text{ rad} \end{aligned}$$

PLANE FRAME PROBLEM 6.13

NUMBER OF ELEMENTS = 4

NUMBER OF NODES = 4

NODE POINTS

K	IFIX	XC(K)	YC(K)	ZC(K)	FORCE(1,K)
1	1 1 1	0.000000	0.000000	0.000000	0.000000
2	0 0 0	0.000000	240.000000	0.000000	5000.000000
3	0 0 0	240.000000	240.000000	0.000000	0.000000
4	1 1 1	240.000000	0.000000	0.000000	0.000000

ELEMENTS

K	NODE(I, K)	E(K)	G(K)	A(K)	XI(K)
1	1 2	3.000000E+07	0.000000E+00	1.000000E+01	2.000000E+02
2	2 3	3.000000E+07	0.000000E+00	1.000000E+01	2.000000E+02
3	3 4	3.000000E+07	0.000000E+00	1.000000E+01	2.000000E+02
4	2 4	3.000000E+07	0.000000E+00	2.000000E+00	1.000000E+00

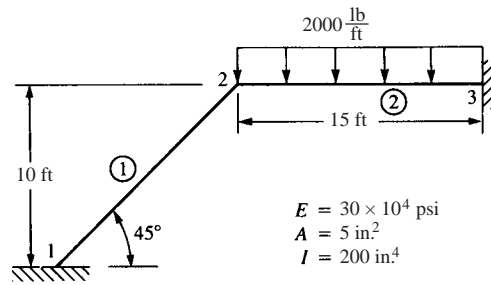
NODE	DISPLACEMENTS		Z-ROTATION
	X	Y	THETA
1	0.00000E+00	0.00000E+00	0.00000E+00
2	0.55918E-01	0.38170E-02	-0.14987E-03
3	0.55760E-01	-0.13304E-03	-0.14913E-03
4	0.00000E+00	0.00000E+00	0.00000E+00

ELEMENTS

K	NODE(I, K)	X-FORCE	Y-FORCE	Z-MOMENT	X-FORCE	Y-FORCE
1	1 2	-0.4771E+04	0.1976E+03	0.2746E+05	-0.4771E+04	-0.1976E+03
2	2 3	0.1972E+03	-0.1663E+03	-0.1997E+05	-0.1972E+03	0.1663E+03
3	3 4	0.1663E+03	0.1972E+03	0.1994E+05	-0.1663E+03	-0.1972E+03
4	2 4	0.6513E+04	0.1547E+00	0.1301E+02	-0.6513E+04	-0.1547E+00

Z-MOMENT
0.1996E+05
-0.1994E+05
0.2739E+05
0.3950E+02

5.14



Element (1)

$$C = \frac{\sqrt{2}}{2}, \quad S = \frac{\sqrt{2}}{2}$$

Use only node 2 part of $[k^{(1)}]$

$$[k^{(1)}] = \frac{E}{L_1} \begin{bmatrix} AC^2 + \frac{12I}{L_1^2} S^2 & \left(A - \frac{12I}{L_1^2}\right) CS & \frac{6I}{L_1} S \\ & AS^2 + \frac{12I}{L_1^2} C^2 & \frac{-6I}{L_1} C \\ \text{Symmetry} & & 4I \end{bmatrix}$$

$$= \begin{bmatrix} u_2 & v_2 & \phi_2 \\ \frac{61}{24} & \frac{59}{24} & 5\sqrt{2} \\ & \frac{61}{24} & -5\sqrt{2} \\ \text{Symmetry} & & 800 \end{bmatrix} \times 125\sqrt{2} \times 10^3$$

Element (2)

$$C = 1, S = 0$$

$$[k^{(2)}] = \frac{E}{L_2} \begin{bmatrix} AC^2 + \frac{12I}{L_2^2} S^2 & \left(A - \frac{12I}{L_2^2}\right) CS & \frac{-6I}{L_2} S \\ & AS^2 + \frac{12I}{L_2^2} C^2 & \frac{6I}{L_2} C \\ \text{Symmetry} & & 4I \end{bmatrix}$$

$$= \begin{bmatrix} 5 & 0 & 0 \\ 0 & \frac{2}{27} & \frac{20}{3} \\ & & 800 \end{bmatrix} \times \frac{5}{3} \times 10^5$$

$$[K] = [k^{(1)}] + [k^{(2)}]$$

Then

$$\{F\} = [K] \{d\}$$

Equivalent nodal forces

$$f_{2x} = 0 \quad f_{2y} = \frac{-wL_2}{2} = -15000 \text{ lb}$$

$$m_2 = \frac{-wL_2^2}{12} = -45,000 \text{ lb} \cdot \text{in.}$$

$$\begin{Bmatrix} 0 \\ -15000 \\ -45000 \end{Bmatrix} = \begin{Bmatrix} 1282600 & 434580 & 125000 \\ & 461650 & -138900 \\ & & 27,475,000 \end{Bmatrix} \begin{Bmatrix} u_2 \\ v_2 \\ \phi_2 \end{Bmatrix}$$

Solving

$$u_2 = 0.0174 \text{ in.}$$

$$v_2 = -0.0481 \text{ in.}$$

$$\phi_2 = -0.00165 \text{ rad}$$

Element forces

$$\{f'\}^{(1)} = [K']^{(1)} [T]^{(1)} \{d\}^{(1)}$$

Element one (1)

$$\begin{Bmatrix} f'_{1x} \\ f'_{1y} \\ m_1 \\ f'_{2x} \\ f'_{2y} \\ m_2 \end{Bmatrix}^{(1)} = 10^6 \begin{bmatrix} \frac{5}{4\sqrt{2}} & 0 & 0 & \frac{-5}{4\sqrt{2}} & 0 & 0 \\ & \frac{1}{48\sqrt{2}} & \frac{5}{4} & 0 & \frac{-1}{48\sqrt{2}} & \frac{5}{4} \\ & & 100\sqrt{2} & 0 & \frac{-5}{4} & 50\sqrt{2} \\ & & & \frac{5}{4\sqrt{2}} & 0 & 0 \\ & \text{Symmetry} & & & \frac{1}{48\sqrt{2}} & \frac{-5}{4} \\ & & & & & 100\sqrt{2} \end{bmatrix} \begin{Bmatrix} [T]\{d\} \\ 0 \\ 0 \\ 0 \\ -0.02167 \\ 0.0463 \\ -0.00165 \end{Bmatrix}$$

$$f'_{1x}{}^{(1)} = 19160 \text{ lb} = -f'_{2x}{}^{(1)}$$

$$f'_{2y}{}^{(1)} = -1385 \text{ lb} = -f'_{2y}{}^{(1)}$$

$$m_1^{(1)} = -59050 \text{ lb} \cdot \text{in.}$$

$$m_2^{(1)} = -176000 \text{ lb} \cdot \text{in.}$$

Element two (2)

$$\{f'\}^{(2)} = [K']^{(2)} [T]^{(2)} \{d\}^{(2)} - \{f'_0\}^{(2)}$$

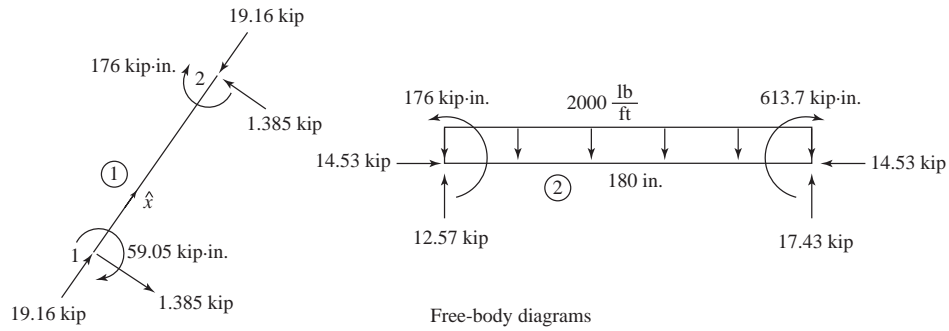
$$[T]^{(2)} \{d\}^{(2)} = \begin{bmatrix} 0.0174 \\ -0.0481 \\ -0.00165 \\ 0 \\ 0 \\ 0 \end{bmatrix}$$

$$\begin{Bmatrix} f'_{2xe} \\ f'_{2ye} \\ m_{2e} \\ f'_{3xe} \\ f'_{3ye} \\ m_{3e} \end{Bmatrix}^{(2)} = 10^6 \begin{bmatrix} \frac{5}{6} & 0 & 0 & \frac{-5}{6} & 0 & 0 \\ & \frac{1}{81} & \frac{10}{9} & 0 & \frac{-1}{81} & \frac{10}{9} \\ & & \frac{400}{3} & 0 & \frac{-10}{9} & \frac{200}{3} \\ & & & \frac{5}{6} & 0 & 0 \\ & & & & \frac{1}{81} & \frac{-10}{9} \\ & & & & & \frac{400}{3} \end{bmatrix} \begin{Bmatrix} 0.0174 \\ -0.0481 \\ -0.00165 \\ 0 \\ 0 \\ 0 \end{Bmatrix}$$

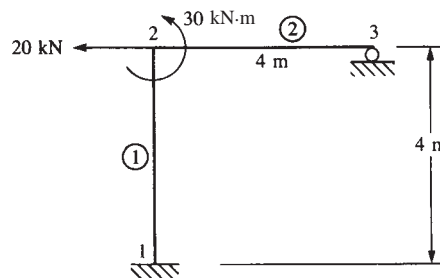
$$\{f'_{(2)}\}^{(2)} = \begin{Bmatrix} 14530 \\ -2432 \\ -273,980 \\ -14530 \\ 2432 \\ -163,700 \end{Bmatrix}$$

$$\text{Finally } \{f'\} = \{f'_e\} - \{f'_0\}$$

$$\begin{Bmatrix} f'_{2x} \\ f'_{2y} \\ m_2 \\ f'_{3x} \\ f'_{3y} \\ m_3 \end{Bmatrix}^{(2)} = \begin{Bmatrix} 14530 \\ -2432 \\ -273,980 \\ -14530 \\ 2432 \\ -163,700 \end{Bmatrix} - \begin{Bmatrix} 0 \\ -15000 \\ -450,000 \\ 0 \\ -15000 \\ 450,000 \end{Bmatrix} = \begin{Bmatrix} 14530 \text{ lb} \\ 12568 \text{ lb} \\ 176020 \text{ lb}\cdot\text{in.} \\ -14530 \text{ lb} \\ 17432 \text{ lb} \\ -613700 \text{ lb}\cdot\text{in.} \end{Bmatrix}$$



5.15



$$\begin{aligned} E &= 70 \text{ GPa} \\ A &= 4 \times 10^{-2} \text{ m}^2 \\ I &= 2 \times 10^{-4} \text{ m}^4 \end{aligned}$$

Element (1)

$$C = 0, \quad S = 1$$

$$\frac{12 I}{L^2} = \frac{12 (2 \times 10^{-4})}{(4)^2} = 1.5 \times 10^{-4} \text{ m}^2$$

$$\frac{6 I}{L} = 3.0 \times 10^{-4} \text{ m}^3$$

$$\frac{E}{L} = \frac{70 \times 10^6}{4} = 1.75 \times 10^7 \frac{\text{kN}}{\text{m}}$$

$$[k^{(1)}] = 1.75 \times 10^7 \begin{bmatrix} u_2 & v_2 & \phi_2 \\ 1.5 \times 10^{-4} & 0 & 3.0 \times 10^{-4} \\ \text{Symmetry} & 4 \times 10^{-2} & 0 \\ & & 8 \times 10^{-4} \end{bmatrix}$$

Element (2)

$$S = 0, \quad C = 1$$

$$[k^{(2)}] = 1.75 \times 10^7 \begin{bmatrix} u_2 & v_2 & \phi_2 & u_3 & \phi_3 \\ 4 \times 10^{-2} & 0 & 0 & -4 \times 10^{-2} & 0 \\ & 1.5 \times 10^{-4} & 3 \times 10^{-4} & 0 & 3 \times 10^{-4} \\ & & 8 \times 10^{-4} & 0 & 4 \times 10^{-4} \\ & & & 4 \times 10^{-2} & 0 \\ \text{Symmetry} & & & & 8 \times 10^{-4} \end{bmatrix}$$

where boundary conditions

$$u_1 = v_1 = \phi_1 = 0 \text{ and } v_3 = 0$$

have been used in $[k^{(1)}]$ and $[k^{(2)}]$

The global equations are

$$1.75 \times 10^7 \begin{bmatrix} 4.015 \times 10^{-2} & 0 & 3 \times 10^{-4} & -4 \times 10^{-2} & 0 \\ & 4.015 \times 10^{-2} & 3 \times 10^{-4} & 0 & 3 \times 10^{-4} \\ & & 1.6 \times 10^{-3} & 0 & 4 \times 10^{-4} \\ & & & 4 \times 10^{-2} & 0 \\ \text{Symmetry} & & & & 8 \times 10^{-4} \end{bmatrix} \begin{Bmatrix} u_2 \\ v_2 \\ \phi_3 \\ u_3 \\ \phi_3 \end{Bmatrix} = \begin{Bmatrix} F_{2x} = -20 \\ F_{2y} = 0 \\ M_2 = 30 \\ F_{3x} = 0 \\ M_3 = 0 \end{Bmatrix}$$

Solving simultaneously

$$u_2 = -1.76 \times 10^{-2} \text{ m, } v_2 = -1.87 \times 10^{-5} \text{ m}$$

$$\phi_2 = 5 \times 10^{-3} \text{ rad}$$

$$u_3 = -1.76 \times 10^{-2} \text{ m, } \phi_3 = -2.49 \times 10^{-3} \text{ rad}$$

Element forces

Element (1)

$$\{f'\}^{(1)} = [k']^{(1)} [T]^{(1)} \{d\}^{(1)}$$

$$[T]^{(1)} \{d\}^{(1)} = \begin{bmatrix} 0 & 1 & 0 & 0 & 0 & 0 \\ -1 & 0 & 0 & 0 & 0 & 0 \\ 0 & 0 & 1 & 0 & 0 & 0 \\ 0 & 0 & 0 & 0 & 1 & 0 \\ 0 & 0 & 0 & -1 & 0 & 0 \\ 0 & 0 & 0 & 0 & 0 & 1 \end{bmatrix} \begin{Bmatrix} u_1 = 0 \\ v_1 = 0 \\ \phi_1 = 0 \\ u_2 = -1.76 \times 10^{-2} \\ v_2 = -1.87 \times 10^{-5} \\ \phi_2 = 5.0 \times 10^{-3} \end{Bmatrix}$$

$$[T]^{(1)} \{d\}^{(1)} = \begin{Bmatrix} 0 \\ 0 \\ 0 \\ -1.87 \times 10^{-5} \\ 1.76 \times 10^{-2} \\ 5.00 \times 10^{-3} \end{Bmatrix}$$

$$\{f'\}^{(1)} = [k']^{(1)} [T]^{(1)} \{d\}^{(1)} =$$

$$\begin{bmatrix} 7 \times 10^{-5} & 0 & 0 & -7 \times 10^{-5} & 0 & 0 \\ & 2.625 \times 10^3 & 5.25 \times 10^3 & 0 & -2.625 \times 10^3 & 5.25 \times 10^3 \\ & & 1.4 \times 10^4 & 0 & -5.25 \times 10^3 & 7 \times 10^3 \\ & & & 7 \times 10^5 & 0 & 0 \\ \text{Symmetry} & & & & 2.625 \times 10^3 & -5.25 \times 10^3 \\ & & & & & 1.4 \times 10^4 \end{bmatrix}$$

$$\begin{Bmatrix} 0 \\ 0 \\ 0 \\ -1.87 \times 10^{-5} \\ 1.76 \times 10^{-2} \\ 5.0 \times 10^{-3} \end{Bmatrix}$$

$$f'_{1x} = 13.1 \text{ kN}$$

$$f'_{1y} = -20.0 \text{ kN}$$

$$m_1 = -57.4 \text{ kN} \cdot \text{m}$$

$$f'_{2x} = -13.1 \text{ kN}$$

$$f'_{2y} = 20.0 \text{ kN}$$

$$m_2 = -22.4 \text{ kN} \cdot \text{m}$$

Similarly for element (2)

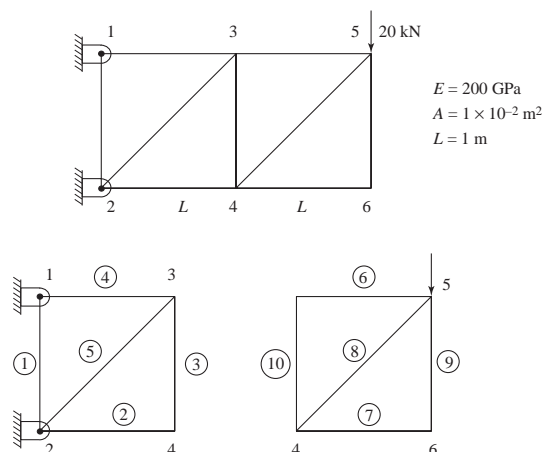
$$\{f'\}^{(2)} = [k']^{(2)} [T]^{(2)} \{d\}^{(2)}$$

$$f'_{2x} = f'_{3x} = 0$$

$$f'_{2y} = 13.1 \text{ kN}, f'_{3y} = -13.1 \text{ kN}$$

$$m_2 = 52.47 \text{ kN} \cdot \text{m}, m_3 = 0$$

5.16



Element (1)

$$C = 0, S = 1$$

$$[k^{(1)}] = \frac{\begin{matrix} E & A \\ \parallel & \parallel \\ 200 \times 10^9 & (1 \times 10^{-2}) \\ \parallel & \\ 1 & \\ \parallel & \\ L & \end{matrix}}{\begin{matrix} (2) & (1) \\ \begin{bmatrix} 0 & 0 & 0 & 0 \\ 0 & 1 & 0 & -1 \\ 0 & 0 & 0 & 0 \\ 0 & -1 & 0 & 1 \end{bmatrix} \end{matrix}}$$

Element (3)

$$C = 0, S = 1$$

$$[k^{(3)}] = \frac{EA}{L} \begin{matrix} (4) & (3) \\ \begin{bmatrix} 0 & 0 & 0 & 0 \\ 0 & 1 & 0 & -1 \\ 0 & 0 & 0 & 0 \\ 0 & -1 & 0 & 1 \end{bmatrix} \end{matrix}$$

Element (2)

$$C = 1, S = 0$$

$$[k^{(2)}] = \frac{AE}{L} \begin{matrix} (2) & (4) \\ \begin{bmatrix} 1 & 0 & -1 & 0 \\ 0 & 0 & 0 & 0 \\ -1 & 0 & 1 & 0 \\ 0 & 0 & 0 & 0 \end{bmatrix} \end{matrix}$$

Element (4)

$$C = 1, S = 0$$

$$[k^{(4)}] = \frac{AE}{L} \begin{matrix} (1) & (3) \\ \begin{bmatrix} 1 & 0 & -1 & 0 \\ 0 & 0 & 0 & 0 \\ -1 & 0 & 1 & 0 \\ 0 & 0 & 0 & 0 \end{bmatrix} \end{matrix}$$

Element (5)

$$C = \frac{\sqrt{2}}{2}, S = \frac{\sqrt{2}}{2}$$

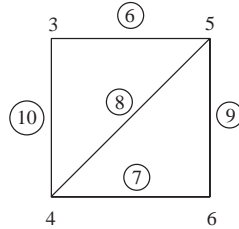
$$[k^{(5)}] = \frac{AE}{\sqrt{2}L} \begin{matrix} (2) & (3) \\ \begin{bmatrix} 0.5 & 0.5 & -0.5 & -0.5 \\ 0.5 & 0.5 & -0.5 & -0.5 \\ -0.5 & -0.5 & 0.5 & 0.5 \\ -0.5 & -0.5 & 0.5 & 0.5 \end{bmatrix} \end{matrix}$$

Boundary conditions

$$u_1 = v_1 = u_2 = v_2 = 0$$

Assemble appropriate parts of $[k]$'s

$$\begin{Bmatrix} 0 \\ 0 \\ 0 \\ 0 \end{Bmatrix} = 2 \times 10^9 \begin{bmatrix} 1.3535 & 0.3535 & 0 & 0 \\ & 1.3535 & 0 & -1 \\ & & 1 & 0 \\ \text{Symmetry} & & & 1 \end{bmatrix} \begin{Bmatrix} u_3 \\ v_3 \\ u_4 \\ v_4 \end{Bmatrix} \quad (a)$$



Similarly assembling $[k^{(6)}]$ through $[k^{(10)}]$ we obtain

$$[K] = \begin{matrix} & \begin{matrix} u_3 & v_3 & u_4 & v_4 & u_5 & v_5 & u_6 & v_6 \end{matrix} \\ \begin{matrix} [K_{ee}] = \\ [K] = \\ [K_{ie}] = \end{matrix} & \begin{bmatrix} 1 & 0 & 0 & 0 & -1 & 0 & 0 & 0 \\ 0 & 1 & 0 & -1 & 0 & 0 & 0 & 0 \\ 0 & 0 & 1.3535 & 0.3535 & -0.3535 & -0.3535 & -1 & 0 \\ 0 & -1 & 0.3535 & 1.3535 & -0.3535 & -0.3535 & 0 & 0 \\ -1 & 0 & -0.3535 & -0.3535 & 1.3535 & 0.3535 & 0 & 0 \\ 0 & 0 & -0.3535 & -0.3535 & 0.3535 & 1.3535 & 0 & -1 \\ 0 & 0 & -1 & 0 & 0 & 0 & 1 & 0 \\ 0 & 0 & 0 & 0 & 0 & -1 & 0 & 1 \end{bmatrix} & \begin{matrix} = [K_{ei}] \\ \times 2 \times 10^9 \\ = [K_{ii}] \end{matrix} \end{matrix}$$

Now $[K_{ii}] - [K_{ie}] [K_{ee}^{-1}] [K_{ei}] \{u_i\} = \{f_i\} - [K_{ie}] [K_{ee}^{-1}] \{f_e\}$

$$\begin{aligned} & \begin{bmatrix} 1.3535 & 0.3535 & 0 & 0 \\ 0.3535 & 1.3535 & 0 & -1 \\ 0 & 0 & 1 & 0 \\ 0 & -1 & 0 & 1 \end{bmatrix} - \begin{bmatrix} -1 & 0 & -0.3535 & -0.3535 \\ 0 & 0 & -0.3535 & -0.3535 \\ 0 & 0 & -1 & 0 \\ 0 & 0 & 0 & 0 \end{bmatrix} \\ & \times \begin{bmatrix} 1 & 0 & 0 & 0 \\ 0 & 1 & 0 & -1 \\ 0 & 0 & 1.3535 & 0.3535 \\ 0 & -1 & 0.3535 & 1.3535 \end{bmatrix}^{-1} - \begin{bmatrix} -1 & 0 & 0 & 0 \\ 0 & 0 & 0 & 0 \\ -0.3535 & -0.3535 & -1 & 0 \\ -0.3535 & -0.3535 & 0 & 0 \end{bmatrix} \begin{Bmatrix} u_3 \\ v_3 \\ u_4 \\ v_4 \end{Bmatrix} \\ & = \begin{Bmatrix} 0 \\ 0 \\ 0 \\ 0 \end{Bmatrix} - \begin{bmatrix} -1 & 0 & -0.3535 & -0.3535 \\ 0 & 0 & -0.3535 & -0.3535 \\ 0 & 0 & -1 & 0 \\ 0 & 0 & 0 & 0 \end{bmatrix} \begin{bmatrix} 1 & 0 & 0 & 0 \\ 0 & 1 & 0 & -1 \\ 0 & 0 & 1.3535 & 0.3535 \\ 0 & -1 & 0.3535 & 1.3535 \end{bmatrix}^{-1} \begin{Bmatrix} 0 \\ -20000 \\ 0 \\ 0 \end{Bmatrix} \end{aligned}$$

$$\therefore 2 \times 10^9 \begin{bmatrix} 0 & 0 & 0 & 0 \\ 0 & 1 & 0 & -1 \\ 0 & 0 & 0 & 0 \\ 0 & -1 & 0 & 1 \end{bmatrix} \begin{Bmatrix} u_3 \\ v_3 \\ u_4 \\ v_4 \end{Bmatrix} = \begin{Bmatrix} -20000 \\ -20000 \\ 20000 \\ 0 \end{Bmatrix} \quad (b)$$

Adding two sections (a) and (b)

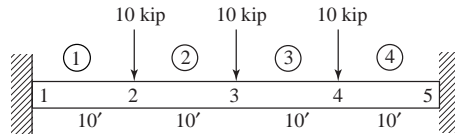
$$2 \times 10^9 \begin{bmatrix} 1.3535 & 0.3535 & 0 & 0 \\ 0.3535 & 2.3535 & 0 & -2 \\ 0 & 0 & 1 & 0 \\ 0 & -2 & 0 & 2 \end{bmatrix} \begin{Bmatrix} u_3 \\ v_3 \\ u_4 \\ v_4 \end{Bmatrix} = \begin{Bmatrix} -20000 \\ -20000 \\ 20000 \\ 0 \end{Bmatrix}$$

Solving

$$u_3 = 2.832 \times 10^{-11} \text{ m}, v_3 = -2.828 \times 10^{-5} \text{ m}$$

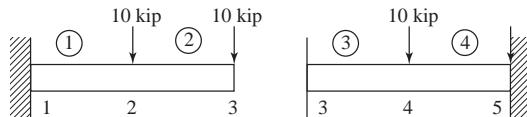
$$u_4 = 1.0 \times 10^{-5} \text{ m}, v_4 = -2.828 \times 10^{-5} \text{ m}$$

5.17



Substructure (1) Substructure (2)

Substructure (1) Substructure (2)



$[k]$'s for each element are

$$[k^{(1)}] = [k^{(2)}] = [k^{(3)}] = [k^{(4)}] = \frac{29 \times 10^3 \times 10^3}{(120)^3} \begin{bmatrix} & (1) & & (2) \\ 12 & 720 & -12 & 720 \\ 720 & 57600 & -720 & -28800 \\ & & 12 & -720 \\ \text{Symmetry} & & & 57600 \end{bmatrix}$$

Adding $[k]$'s of elements (1) and (2) for substructure (1) and apply boundary conditions

$$v_1 = \phi_1 = 0$$

$$16.78 \begin{bmatrix} 24 & 0 & -12 & 720 \\ & 115200 & -720 & 28800 \\ & & 12 & -720 \\ \text{Symmetry} & & & 57600 \end{bmatrix} \begin{Bmatrix} v_2 \\ \phi_2 \\ v_3 \\ \phi_3 \end{Bmatrix} = \begin{Bmatrix} -10 \\ 0 \\ -10 \\ 0 \end{Bmatrix}$$

Now rearrange the equations with interface displacement first

$$16.78 \begin{bmatrix} 12 & -720 & -12 & -720 \\ -720 & 57600 & 720 & 28800 \\ -12 & 720 & 24 & 0 \\ -720 & 28800 & 0 & 115200 \end{bmatrix} \begin{Bmatrix} v_3 \\ \phi_3 \\ v_2 \\ \phi_2 \end{Bmatrix} = \begin{Bmatrix} -10 \\ 0 \\ -10 \\ 0 \end{Bmatrix}$$

Using Equation (6.6.6) $[K_{ii}] - [K_{ie}] [K_{ee}^{-1}] [K_{ei}] \{u_i\} = \{f_i\} - [K_{ie}] [K_{ee}^{-1}] \{f_e\}$

$$\begin{aligned} & \left\{ 16.78 \begin{bmatrix} 12 & -720 \\ -720 & 57600 \end{bmatrix} - \begin{bmatrix} -12 & -720 \\ 720 & 28800 \end{bmatrix} \begin{bmatrix} 24 & 0 \\ 0 & 115200 \end{bmatrix}^{-1} \begin{bmatrix} -12 & 720 \\ -720 & 28800 \end{bmatrix} \right\} \\ & \times \begin{Bmatrix} v_3 \\ \phi_3 \end{Bmatrix} = \begin{Bmatrix} -10 \\ 0 \end{Bmatrix} - \begin{bmatrix} -12 & -720 \\ 720 & 28800 \end{bmatrix} \begin{bmatrix} -24 & 0 \\ 0 & 115200 \end{bmatrix}^{-1} \begin{Bmatrix} -10 \\ 0 \end{Bmatrix} \\ & \begin{bmatrix} 25.17 & -3020 \\ -3020 & 483260 \end{bmatrix} \begin{Bmatrix} v_3 \\ \phi_3 \end{Bmatrix} = \begin{Bmatrix} -15 \\ 300 \end{Bmatrix} \end{aligned} \quad (1)$$

Considering substructure (2) with boundary conditions $v_5 = \phi_5 = 0$

$$16.78 \begin{bmatrix} 12 & 720 & -12 & 720 \\ & 57600 & -720 & 28800 \\ & & 24 & 0 \\ \text{Symmetry} & & & 115200 \end{bmatrix} \begin{Bmatrix} u_3 \\ \phi_3 \\ v_4 \\ \phi_4 \end{Bmatrix} = \begin{Bmatrix} 0 \\ 0 \\ -10 \\ 0 \end{Bmatrix}$$

Simplifying as per substructure (1)

$$\begin{bmatrix} 25.17 & 3020 \\ 3020 & 483264 \end{bmatrix} \begin{Bmatrix} v_3 \\ \phi_3 \end{Bmatrix} = \begin{Bmatrix} -5 \\ -300 \end{Bmatrix} \quad (2)$$

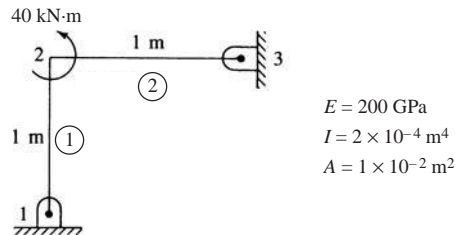
Adding (1) and (2)

$$\begin{bmatrix} 50.34 & 0 \\ 0 & 966528 \end{bmatrix} \begin{Bmatrix} v_3 \\ \phi_3 \end{Bmatrix} = \begin{Bmatrix} -20 \\ 0 \end{Bmatrix}$$

Solving

$$v_3 = -0.3973 \text{ in.} \quad \phi_3 = 0$$

5.18



$$\frac{12I}{L^2} = \frac{12 \times 2 \times 10^{-4}}{1^2} = 2.4 \times 10^{-3}$$

$$\frac{6I}{L} = \frac{6 \times 2 \times 10^{-4}}{1} = 1.2 \times 10^{-3}$$

$$\frac{E}{L} = 200 \times 10^9 \frac{\text{N}}{\text{m}^3}$$

Considering substructure (1) and applying boundary conditions

$$u_1 = v_1 = 0$$

$$C = 0, S = 1$$

$$= 200 \times 10^9 \begin{matrix} & [k^{(1)}] & & \{d\} \\ \begin{bmatrix} 0.0008 & 0.0012 & 0 & 0.0004 \\ & 0.0024 & 0 & 0.0012 \\ & & 0.01 & 0 \\ \text{Symmetry} & & & 0.0008 \end{bmatrix} & \begin{Bmatrix} \phi_1 \\ u_2 \\ v_2 \\ d_2 \end{Bmatrix} & = & \begin{Bmatrix} 0 \\ 0 \\ 0 \\ 40 \times 10^3 \end{Bmatrix} \end{matrix}$$

Rearranging equations (rows and columns) we place interface displacements first

$$200 \times 10^9 \begin{bmatrix} 0.0024 & 0 & 0.0012 & | & 0.0012 \\ & 0.01 & 0 & | & 0 \\ & & 0.0008 & | & 0.0004 \\ \text{Symmetry} & & & | & 0.0008 \end{bmatrix} \begin{Bmatrix} u_2 \\ v_2 \\ \phi_2 \\ \phi_1 \end{Bmatrix} = \begin{Bmatrix} 0 \\ 0 \\ 40 \times 10^3 \\ 0 \end{Bmatrix}$$

Using Equation (6.6.6)

$$200 \times 10^9 \left\{ \begin{bmatrix} 0.0024 & 0 & 0.0012 \\ & 0.01 & 0 \\ \text{Symmetry} & & 0.0008 \end{bmatrix} - \begin{bmatrix} 0.0012 \\ 0 \\ 0.0004 \end{bmatrix} [1250] [0.0012 \ 0 \ 0.0004] \right\} \begin{Bmatrix} u_2 \\ v_2 \\ \phi_2 \end{Bmatrix}$$

$$= \begin{Bmatrix} 0 \\ 0 \\ 20 \times 10^3 \end{Bmatrix} - \begin{bmatrix} 0.0012 \\ 0 \\ 0.0004 \end{bmatrix} [1250] [0]$$

Simplifying

$$1 \times 10^9 \begin{bmatrix} 0.12 & 0 & 0.12 \\ & 2.0 & 0 \\ & & 0.12 \end{bmatrix} \begin{Bmatrix} u_2 \\ v_2 \\ \phi_2 \end{Bmatrix} = \begin{Bmatrix} 0 \\ 0 \\ 40 \times 10^3 \end{Bmatrix} \quad (1)$$

Considering substructure (2) and applying boundary conditions

$$C = 1, S = 0$$

$$200 \times 10^9 \begin{bmatrix} 0.01 & 0 & 0 & | & -0.01 \\ 0 & 0.0024 & 0.0012 & | & 0 \\ 0 & 0.0012 & 0.0008 & | & 0 \\ \text{Symmetry} & & & | & 0 \\ -0.01 & 0 & 0 & | & 0.01 \end{bmatrix} \begin{Bmatrix} u_2 \\ v_2 \\ \phi_2 \\ \phi_3 \end{Bmatrix} = \begin{Bmatrix} 0 \\ 0 \\ 0 \\ 0 \end{Bmatrix}$$

Simplifying by applying Equation (6.6.6)

$$200 \times 10^9 \left\{ \begin{bmatrix} 0.01 & 0 & 0 \\ 0 & 0.0024 & 0.0012 \\ & & 0.0008 \end{bmatrix} - \begin{bmatrix} -0.01 \\ 0 \\ 0 \end{bmatrix} \left[\frac{1}{0.01} \right] [-0.01 \ 0 \ 0] \right\} \begin{Bmatrix} u_2 \\ v_2 \\ \phi_2 \end{Bmatrix}$$

$$= \{0\} - \{0\}$$

$$\therefore 1 \times 10^9 \begin{bmatrix} 2.0 & 0 & 0 \\ & 0.12 & 0.12 \\ \text{Symmetry} & & 0.12 \end{bmatrix} \begin{Bmatrix} u_2 \\ v_2 \\ \phi_2 \end{Bmatrix} = \begin{Bmatrix} 0 \\ 0 \\ 0 \end{Bmatrix} \quad (2)$$

Adding (1) and (2)

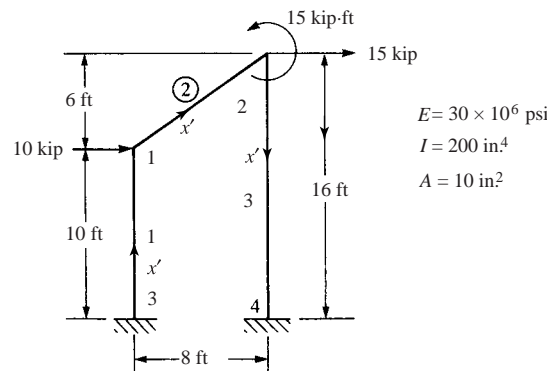
$$1 \times 10^9 \begin{bmatrix} 2.12 & 0 & 0.12 \\ & 2.12 & 0.12 \\ \text{Symmetry} & & 0.24 \end{bmatrix} \begin{Bmatrix} u_2 \\ v_2 \\ \phi_2 \end{Bmatrix} = \begin{Bmatrix} 0 \\ 0 \\ 40 \times 10^3 \end{Bmatrix}$$

Solving

$$u_2 = v_2 = -0.010 \times 10^{-3} \text{ m}$$

$$\phi_2 = 17.67 \times 10^{-5} \text{ rad}$$

5.19



NUMBER OF ELEMENTS = 3

NUMBER OF NODES = 4

NODE POINTS

K	IFIX	XC(K)	YC(K)	ZC(K)	FORCE(1, K)
1	0 0	0.000000	120.000000	0.000000	10000.000000
2	0 0	96.000000	192.000000	0.000000	15000.000000
3	1 1 1	0.000000	0.000000	0.000000	0.000000
4	1 1 1	96.000000	0.000000	0.000000	0.000000

FORCE(2, K)

0.000000
0.000000
0.000000
0.000000

FORCE (3, K)

0.000000
18000.000000
0.000000
0.000000

ELEMENTS

K	NODE(I, K)	E(K)	G(K)	A(K)	XI(K)
1	3 1	3.000000E+07	1.000000E+00	1.000000E+01	2.000000E+02
2	1 2	3.000000E+07	1.000000E+00	1.000000E+01	2.000000E+02
3	2 4	3.000000E+07	1.000000E+00	1.000000E+01	2.000000E+02

DISPLACEMENT

X Y
0.70180E+00 0.79708E-02
0.72656E+00 -0.12753E-01
0.00000E+00 0.00000E+00
0.00000E+00 0.00000E+00

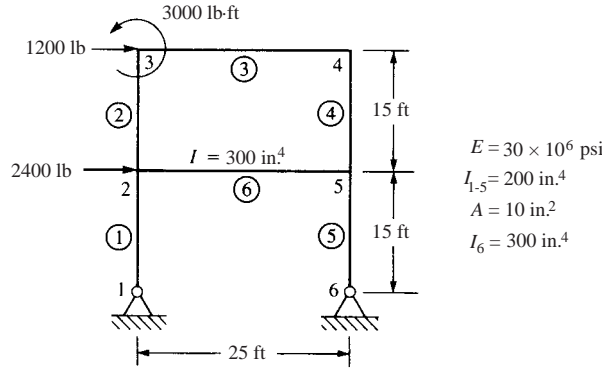
Z-ROTATION

THETA
-0.44578E-02
-0.49949E-03
0.00000E+00
0.00000E+00

ELEMENTS

K	NODE(I, K)	X-FORCE	Y-FORCE	Z-MOMENT	X-FORCE	Y-FORCE	Z-MOMENT
1	3 1	-0.1993E+05	0.1810E+05	0.1309E+07	0.1993E+05	-0.1810E+05	0.8629E+06
2	1 2	-0.1843E+05	-0.1108E+05	-0.8629E+06	0.1843E+05	0.1108E+05	-0.4671E+06
3	2 4	0.1993E+05	0.6903E+04	0.6471E+06	-0.1993E+05	-0.6903E+04	0.6783E+06

5.20



PLANE FRAME PROBLEM 5.20

NUMBER OF ELEMENTS = 6

NUMBER OF NODES = 6

NODE POINTS

K	IFIX	XC(K)	YC(K)	ZC(K)	FORCE(1, K)
1	1 1 0	0.000000	0.000000	0.000000	0.000000
2	0 0 0	0.000000	180.000000	0.000000	2400.000000
3	0 0 0	0.000000	360.000000	0.000000	1200.000000
4	0 0 0	300.000000	360.000000	0.000000	0.000000
5	0 0 0	300.000000	180.000000	0.000000	0.000000
6	1 1 0	300.000000	0.000000	0.000000	0.000000

FORCE(2, K)

0.000000
0.000000
0.000000
0.000000
0.000000
0.000000

FORCE(3, K)

0.000000
0.000000
36000.000000
0.000000
0.000000
0.000000

ELEMENTS

K	NODE(I, K)	E(K)	G(K)	A(K)	XI(K)
1	1 2	2.9000000E+07	0.0000000E+00	1.0000000E+01	2.0000000E+02
2	2 3	2.9000000E+07	0.0000000E+00	1.0000000E+01	2.0000000E+02
3	3 4	2.9000000E+07	0.0000000E+00	1.0000000E+01	2.0000000E+02
4	4 5	2.9000000E+07	0.0000000E+00	1.0000000E+01	2.0000000E+02
5	5 6	2.9000000E+07	0.0000000E+00	1.0000000E+01	2.0000000E+02
6	2 5	2.9000000E+07	0.0000000E+00	1.0000000E+01	3.0000000E+02

DISPLACEMENTS

X Y
0.00000E+00 0.00000E+00
0.95468E+00 0.17130E-02
0.12408E+01 0.20315E-02
0.12403E+01 0.20315E-02
0.95333E+00 -0.17130E-02
0.00000E+00 0.00000E+00

Z-ROTATION

THETA
-0.69680E-02
-0.19754E-02
-0.55648E-03
-0.79750E-03
-0.19213E-02
-0.69838E-02

ELEMENTS						
K	NODE(I, K)	X-FORCE	Y-FORCE	Z-MOMENT	X-FORCE	Y-FORCE
1	1 2	-0.2760E+04	0.1787E+04	0.7438E-01	0.2760E+04	-0.1787E+04
2	2 3	-0.5131E+03	0.6953E+03	0.1686E+05	0.5131E+03	-0.6953E+03
3	3 4	0.5045E+03	-0.5131E+03	-0.7230E+05	-0.5045E+03	0.5131E+03
4	4 5	0.5131E+03	0.5046E+03	0.8162E+05	-0.5131E+03	-0.5046E+03
5	5 6	0.2760E+04	0.1813E+04	0.3263E+06	-0.2760E+04	-0.1813E+04
6	2 5	0.1308E+04	-0.2247E+04	-0.3386E+06	-0.1308E+04	0.2247E+04
Z-MOMENT						
1	2	0.3217E+06				
2	3	0.1083E+06				
3	4	-0.8162E+05				
4	5	0.9200E+04				
5	6	0.3091E-01				
2	5	-0.3355E+06				

5.21 For the slant-legged rigid frame shown in Figure P5–21, size the structure for minimum weight based on a maximum bending stress of 20 ksi in the horizontal beam elements and a maximum compressive stress (due to bending and direct axial load) of 15 ksi in the slant-legged elements. Use the same element size for the two slant-legged elements and the same element size for the two 10-foot sections of the horizontal element. Assume A36 steel is used.

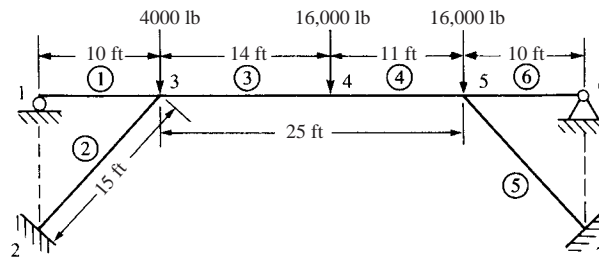


Figure P5–21

- I chose to use an 'I' beam for my cross sectional area because it is commonly used in bridges. My final design was chosen because the design meets the constraints of the problem while not being overly large.
- The center part of the cross member (25 foot section) was taken to be W14 × 26. This has a thickness of 0.420 inches, a depth of 13.91 inches and a width of 5.025 inches.
- The two angle members and the outside 10 foot members are also designed as 'I' beams. These members were taken to be W14 × 22. This size has a thickness of 0.335 inches, a depth of 13.74 inches and a width of 5.00 inches.
- The maximum bending stress (about the local axis 3) in this member is 19.51891 ksi. This is under to 20 ksi constraint put on the design in the problem. It is near the center of the cross member.
- The maximum stress in the angle member is – 11.51989 ksi and is well below the 15 ksi allowed in the problem.
- The sizes were determined by taking some commonly used sizes from my Mechanics of Materials book and using trial and error. When I got the lower members too small the bending stress went too high in the cross member. The final design was chosen because it minimized the size of the cross section while also minimizing the size of the angle members.

5.22 For the rigid building frame shown in Figure P5–22, determine the forces in each element and calculate the bending stresses. Assume all the vertical elements have $A = 10 \text{ in.}^2$ and $I = 100 \text{ in.}^4$ and all horizontal elements have $A = 15 \text{ in.}^2$ and $I = 150 \text{ in.}^4$. Let $E = 29 \times 10^6 \text{ psi}$ for all elements. Let $c = 5 \text{ in.}$ for the vertical elements and $c = 6 \text{ in.}$ for the horizontal elements, where c denotes the distance from the neutral axis to the top or bottom of the beam cross section, as used in the bending stress formula $\sigma = \left(\frac{M_c}{I}\right)$.

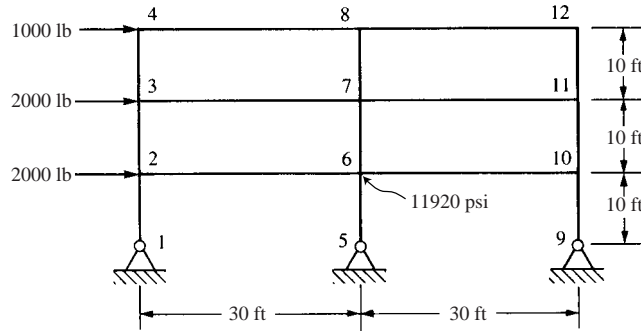
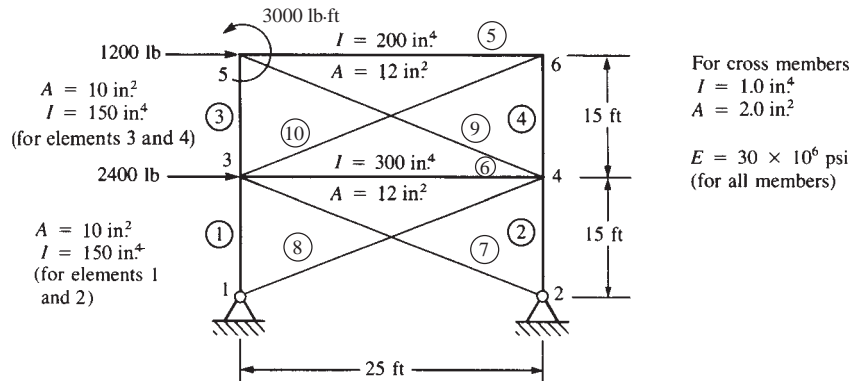


Figure P5–22

1**** BEAM ELEMENT STRESSES

ELEMENT NO.	CASE (MODE)	P/A	P/A+M2/S2	P/A-M2/S2	P/A+M3/S3	P/A-M3/S3	WORST SUM
1	1	1.500E+02	1.500E+02	1.500E+02	1.500E+02	1.500E+02	1.500E+02
		1.500E+02	1.500E+02	1.500E+02	4.676E+03	-4.376E+03	4.676E+03
2	1	1.500E+02	1.500E+02	1.500E+02	4.676E+03	-4.376E+03	4.676E+03
		1.500E+02	1.500E+02	1.500E+02	9.203E+03	-8.903E+03	9.203E+03
3	1	5.591E+01	5.591E+01	5.591E+01	1.605E+02	-4.866E+01	1.605E+02
		5.591E+01	5.591E+01	5.591E+01	2.054E+03	-1.942E+03	2.054E+03
4	1	5.591E+01	5.591E+01	5.591E+01	2.054E+03	-1.942E+03	2.054E+03
		5.591E+01	5.591E+01	5.591E+01	3.947E+03	-3.835E+03	3.947E+03
5	1	1.480E+01	1.480E+01	1.480E+01	1.329E+02	-1.033E+02	1.329E+02
		1.480E+01	1.480E+01	1.480E+01	7.855E+02	-7.559E+02	7.855E+02
6	1	1.480E+01	1.480E+01	1.480E+01	7.855E+02	-7.559E+02	7.855E+02
		1.480E+01	1.480E+01	1.480E+01	1.438E+03	-1.409E+03	1.438E+03
7	1	8.096E-02	8.096E-02	8.096E-02	8.096E-02	8.096E-02	8.096E-02
		8.096E-02	8.096E-02	8.096E-02	5.962E+03	-5.962E+03	5.962E+03
8	1	8.096E-02	8.096E-02	8.096E-02	5.962E+03	-5.962E+03	5.962E+03
		8.096E-02	8.096E-02	8.096E-02	1.192E+04	-1.192E+04	1.192E+04
9	1	1.920E-01	1.920E-01	1.920E-01	-4.031E+03	4.032E+03	4.032E+03
		1.920E-01	1.920E-01	1.920E-01	1.177E+03	-1.177E+03	1.177E+03
10	1	1.920E-01	1.920E-01	1.920E-01	1.177E+03	-1.177E+03	1.177E+03
		1.920E-01	1.920E-01	1.920E-01	6.386E+03	-6.386E+03	6.386E+03
11	1	1.098E-01	1.098E-01	1.098E-01	-8.724E+02	8.726E+02	8.726E+02
		1.098E-01	1.098E-01	1.098E-01	8.076E+02	-8.074E+02	8.076E+02
12	1	1.098E-01	1.098E-01	1.098E-01	8.076E+02	-8.074E+02	8.076E+02
		1.098E-01	1.098E-01	1.098E-01	2.488E+03	-2.487E+03	2.488E+03
13	1	-1.500E+02	-1.500E+02	-1.500E+02	-1.500E+02	-1.500E+02	-1.500E+02
		-1.500E+02	-1.500E+02	-1.500E+02	4.361E+03	-4.661E+03	-4.661E+03
14	1	-1.500E+02	-1.500E+02	-1.500E+02	4.361E+03	-4.661E+03	-4.661E+03
		-1.500E+02	-1.500E+02	-1.500E+02	8.873E+03	-9.173E+03	-9.173E+03
15	1	-5.610E+01	-5.610E+01	-5.610E+01	3.192E+01	-1.441E+02	-1.441E+02
		-5.610E+01	-5.610E+01	-5.610E+01	1.930E+03	-2.042E+03	-2.042E+03
16	1	-5.610E+01	-5.610E+01	-5.610E+01	1.930E+03	-2.042E+03	-2.042E+03
		-5.610E+01	-5.610E+01	-5.610E+01	3.828E+03	-3.940E+03	-3.940E+03
17	1	-1.491E+01	-1.491E+01	-1.491E+01	8.670E+01	-1.165E+02	-1.165E+02
		-1.491E+01	-1.491E+01	-1.491E+01	7.542E+02	-7.840E+02	-7.840E+02
18	1	-1.491E+01	-1.491E+01	-1.491E+01	7.542E+02	-7.840E+02	-7.840E+02
		-1.491E+01	-1.491E+01	-1.491E+01	1.422E+03	-1.451E+03	-1.451E+03

5.23



Problem 5-23

NUMBER OF ELEMENTS = 10

NUMBER OF NODES = 6

NODE POINTS

K	IFII	XC(K)	YC(K)	ZC(K)	FORCE(1, K)
1	1 1 0	0.000000	0.000000	0.000000	0.000000
2	1 1 0	300.000000	0.000000	0.000000	0.000000
3	0 0 0	0.000000	180.000000	0.000000	2400.000000
4	0 0 0	300.000000	180.000000	0.000000	0.000000
5	0 0 0	0.000000	360.000000	0.000000	1200.000000
6	0 0 0	300.000000	360.000000	0.000000	0.000000

ELEMENTS

K	NODE (I, K)	E(K)	G(K)	A(K)	XI(K)
1	1 3	3.000000E+07	0.000000E+00	1.000000E+01	1.500000E+02
2	2 4	3.000000E+07	0.000000E+00	1.000000E+01	1.500000E+02
3	3 5	3.000000E+07	0.000000E+00	1.000000E+01	1.500000E+02
4	4 6	3.000000E+07	0.000000E+00	1.000000E+01	1.500000E+02
5	5 6	3.000000E+07	0.000000E+00	1.200000E+01	2.000000E+02
6	3 4	3.000000E+07	0.000000E+00	1.200000E+01	3.000000E+02
7	3 2	3.000000E+07	0.000000E+00	2.000000E+00	1.000000E+00
8	1 4	3.000000E+07	0.000000E+00	2.000000E+00	1.000000E+00
9	5 4	3.000000E+07	0.000000E+00	2.000000E+00	1.000000E+00
10	3 6	3.000000E+07	0.000000E+00	2.000000E+00	1.000000E+00

FORCE(2, K)

0.000000
0.000000
0.000000
0.000000
0.000000
0.000000

FORCE(3, K)

0.000000
0.000000
0.000000
0.000000
36000.000000
0.000000

NODE

DISPLACEMENTS

Z-ROTATION

	X	Y	THETA
1	0.00000E+00	0.00000E+00	-0.90513E-04
2	0.00000E+00	0.00000E+00	-0.11175E-03
3	0.15236E-01	0.10352E-02	-0.72478E-04
4	0.14269E-01	-0.99244E-03	-0.13558E-04
5	0.20440E-01	0.12193E-02	0.20690E-03
6	0.20082E-01	-0.11183E-02	-0.74145E-04

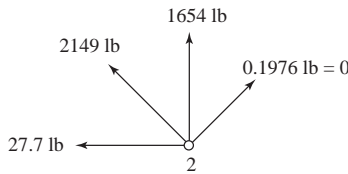
ELEMENTS

K	NODE(I, K)	X-FORCE	Y-FORCE	Z-MOMENT	X-FORCE	Y-FORCE	Z-MOMENT
1	1 3	-0.1725E+04	0.5246E+01	0.2132E+02	0.1725E+04	-0.5246E+01	0.9230E+03
2	2 4	0.1654E+04	0.2770E+02	0.3793E+02	0.1654E+04	-0.2770E+02	0.4948E+04
3	3 5	-0.3069E+03	0.1602E+03	0.7434E+04	0.3069E+03	-0.1602E+03	0.2140E+05
4	4 6	0.2097E+03	-0.1926E+02	-0.2187E+03	-0.2097E+03	0.1926E+02	-0.3248E+04
5	5 6	0.4288E+03	0.5934E+02	0.1452E+05	-0.4288E+03	-0.5934E+02	0.3279E+04
6	3 4	0.1160E+04	-0.4351E+02	-0.8294E+04	-0.1160E+04	0.4351E+02	-0.4759E+04
7	3 2	0.2149E+04	-0.1976E+00	-0.3119E+02	-0.2149E+04	0.1976E+00	-0.3793E+02
8	1 4	-0.2011E+04	-0.8417E-01	-0.2132E+02	0.2011E+04	0.8417E-01	-0.8126E+01
10	3 6	-0.5227E+03	0.1791E+00	-0.3119E+02	0.5227E+03	0.1791E+00	-0.3148E+02

Reactions

Node 2

From x' and y' forces in elements (2) and (7)



$$F_{2x} = -27.7 - 1843 = 1871 \text{ lb} \leftarrow$$

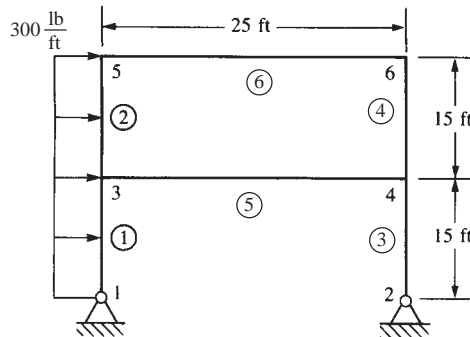
$$F_{2y} = 1654 + 1106 = 2760 \text{ lb} \uparrow$$

Similarly

$$F_{1x} = 1730 \text{ lb} \leftarrow$$

$$F_{1y} = 2760 \text{ lb} \downarrow$$

5.24



$E = 30 \times 10^6 \text{ psi}$
 $I = 200 \text{ in}^4$
 $A = 15 \text{ in}^2$

Problem 5.24

NUMBER OF ELEMENTS = 6

NUMBER OF NODES = 6

NODE POINTS

K	IFIX	XC(K)	YC(K)	ZC(K)	FORCE(1, K)	FORCE(2, K)	FORCE(3, K)
1	1 1 0	0.000000	0.000000	0.000000	0.000000	0.000000	-67500.000000
2	1 1 0	300.000000	0.000000	0.000000	0.000000	0.000000	0.000000
3	0 0 0	0.000000	180.000000	0.000000	4500.000000	0.000000	0.000000
4	0 0 0	300.000000	180.000000	0.000000	0.000000	0.000000	0.000000
5	0 0 0	0.000000	360.000000	0.000000	2250.000000	0.000000	67500.000000
6	0 0 0	300.000000	360.000000	0.000000	0.000000	0.000000	0.000000

ELEMENTS

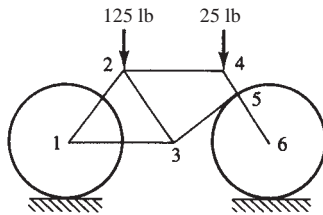
K	NODE(I, K)		E(K)	G(K)	A(K)	XI(K)
1	1	3	3.000000E+07	0.000000E+00	1.500000E+01	2.000000E+02
2	3	5	3.000000E+07	0.000000E+00	1.500000E+01	2.000000E+02
3	2	4	3.000000E+07	0.000000E+00	1.500000E+01	2.000000E+02
4	4	6	3.000000E+07	0.000000E+00	1.500000E+01	2.000000E+02
5	3	4	3.000000E+07	0.000000E+00	1.500000E+01	2.000000E+02
6	5	6	3.000000E+07	0.000000E+00	1.500000E+01	2.000000E+02

NODE	DISPLACEMENTS		Z-ROTATION
	X(in.)	Y(in.)	THETA
1	0.00000E+00	0.00000E+00	-0.15591E-01
2	0.00000E+00	0.00000E+00	-0.15054E-01
3	0.21212E+01	0.21601E-02	-0.51828E-02
4	0.21193E+01	-0.21601E-02	-0.52135E-02
5	0.28221E+01	0.26614E-02	-0.13916E-02
6	0.28215E+01	-0.26614E-02	-0.17770E-02

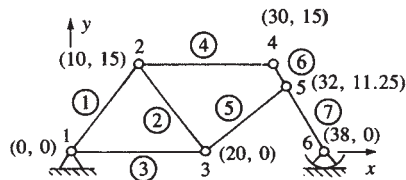
ELEMENTS

K	NODE (I, K)	X-FORCE (lb)	Y-FORCE (lb)	Z-MOMENT (lb · in.)	X-FORCE (lb)	Y-FORCE (lb)	Z-MOMENT (lb · in.)
1	1 3	-0.5400E+04	0.3105E+04	-0.6750E+05	0.5400E+04	-0.3105E+04	0.6264E+06
2	3 5	-0.1253E+04	0.1349E+04	-0.4968E+04	0.1253E+04	-0.1349E+04	0.2478E+06
3	2 4	0.5400E+04	0.3645E+04	0.8592E-01	-0.5400E+04	-0.3645E+04	0.6561E+06
4	4 6	0.1253E+04	0.9017E+03	-0.3340E+05	-0.1253E+04	-0.9017E+03	0.1957E+06
5	3 4	0.2744E+04	-0.4147E+04	-0.6214E+06	-0.2744E+04	0.4147E+04	-0.6227E+06
6	5 6	0.9014E+03	-0.1253E+04	-0.1803E+06	-0.9014E+03	0.1253E+04	-0.1957E+06

5.25 (a)



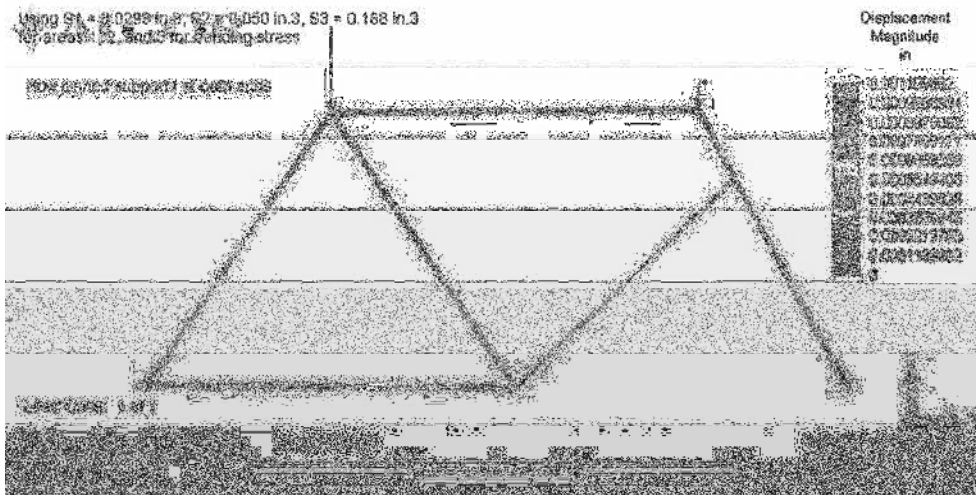
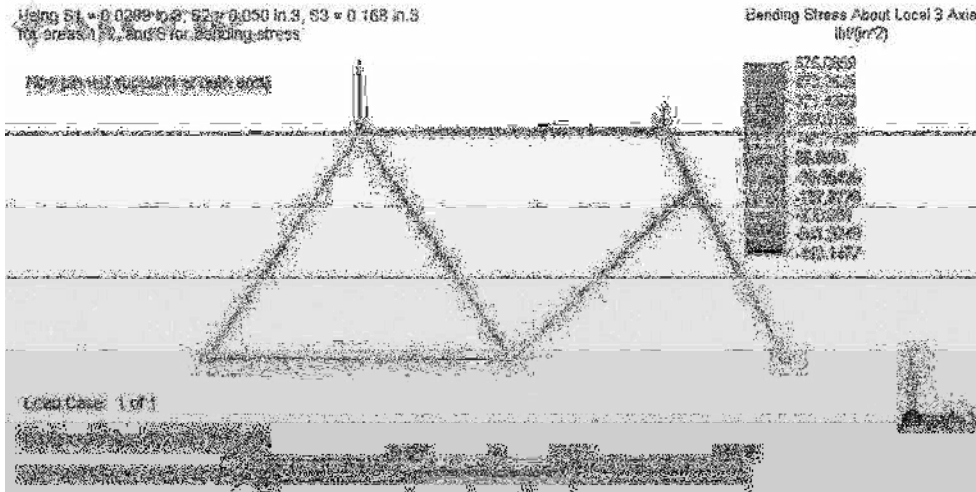
(a) Design 1



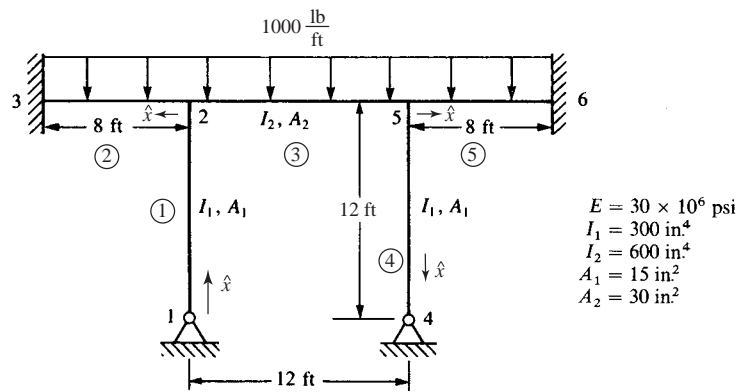
(a) Design 1

Case 1
 $E = 30 \times 10^6$ psi
 Case 2
 $E = 10 \times 10^6$ psi

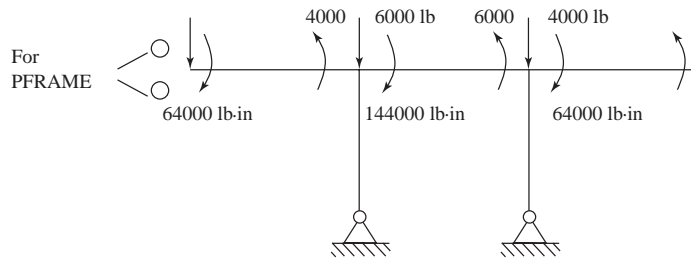
$A_1 = 0.1$ in²
 $A_2 = A_3 = A_4 = A_5 = 0.15$ in²
 $A_6 = A_7 = A_8 = 0.3$ in²
 $I_1 = 0.01$ in⁴
 $I_2 = I_3 = I_4 = I_5 = 0.02$ in⁴
 $I_6 = I_7 = I_8 = 0.1$ in⁴



5.26



Solution: From appendix D for distributed load



NUMBER OF ELEMENTS = 5

NUMBER OF NODES = 6

NODE POINTS

K	IFIX	XC(K)	YC(K)	ZC(K)	FORCE(1, K)
1	1 1 0	-72.000000	0.000000	0.000000	0.000000
2	0 0 0	-72.000000	144.000000	0.000000	0.000000
3	1 1 1	-168.000000	144.000000	0.000000	0.000000
4	1 1 0	72.000000	0.000000	0.000000	0.000000
5	0 0 0	72.000000	144.000000	0.000000	0.000000
6	1 1 1	168.000000	144.000000	0.000000	0.000000
		FORCE(2, K)		FORCE(3, K)	
		0.000000	0.000000	0.000000	0.000000
		-10000.000000	-80000.000000	0.000000	0.000000
		0.000000	0.000000	0.000000	0.000000
		0.000000	0.000000	0.000000	0.000000
		-10000.000000	80000.000000	0.000000	0.000000
		0.000000	0.000000	0.000000	0.000000

ELEMENTS

K	NODE(I, K)		E(K)	G(K)	A(K)	XI(K)
1	1	2	3.000000E+07	0.000000E+00	1.50000000E+01	3.000000E+02
2	2	3	3.000000E+07	0.000000E+00	3.00000000E+01	6.000000E+02
3	2	5	3.000000E+07	0.000000E+00	3.00000000E+01	6.000000E+02
4	5	4	3.000000E+07	0.000000E+00	1.50000000E+01	3.000000E+02
5	5	6	3.000000E+07	0.000000E+00	3.00000000E+01	6.000000E+02

NODE	DISPLACEMENTS		Z-ROTATION
	X	Y	THETA
1	0.00000E+00	0.00000E+00	0.49989E-04
2	0.59560E-05	-0.33163E-02	-0.10010E-03
3	0.00000E+00	0.00000E+00	0.00000E+00
4	0.00000E+00	0.00000E+00	-0.49989E-04
5	-0.59560E-05	-0.33163E-02	0.10010E-03
6	0.00000E+00	0.00000E+00	0.00000E+00

ELEMENTS

K	NODE(I, K)		X-FORCE	Y-FORCE	Z-MOMENT	X-FORCE	Y-FORCE
1	1	2	0.1036E+05	-0.1303E+03	-0.7533E-04	-0.1036E+05	0.1303E+03
2	2	3	-0.5584E+02	-0.3634E+03	-0.3621E+05	0.5584E+02	0.3634E+03
3	2	5	0.7445E+02	0.1703E-04	-0.2503E+05	-0.7445E+02	-0.1703E-04
4	5	4	0.1036E+05	0.1303E+03	0.1876E+05	-0.1036E+05	-0.1303E+03
5	5	6	-0.5584E+02	0.3634E+03	0.3621E+05	0.5584E+02	-0.3634E+03
						K	Z-MOMENT
						1	- 1876E+05
						2	.1325E+04
						3	.2503E+05

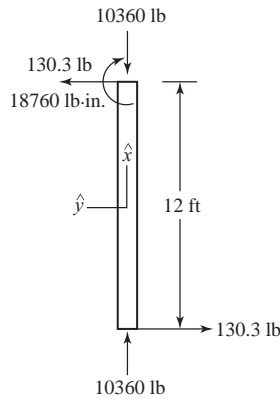
4	5	4	- 1137E+02
5	5	6	- 1325E+04

Refer to computer print out for displacement and rotations

Corrected elemental forces

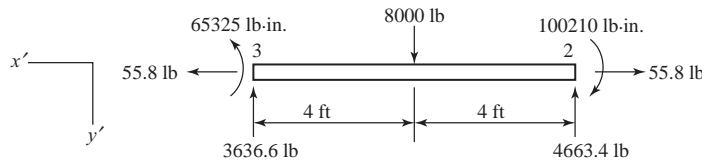
Element (1)

$$\begin{Bmatrix} f_{1x}^{(1)} \\ f_{1y}^{(1)} \\ m_1^{(1)} \\ f_{2x}^{(1)} \\ f_{2y}^{(1)} \\ m_2^{(1)} \end{Bmatrix} = \begin{Bmatrix} 10360 \text{ lb} \\ -130.3 \text{ lb} \\ 0 \text{ lb}\cdot\text{in.} \\ -10360 \text{ lb} \\ 130.3 \text{ lb} \\ -18760 \text{ lb}\cdot\text{in.} \end{Bmatrix}$$



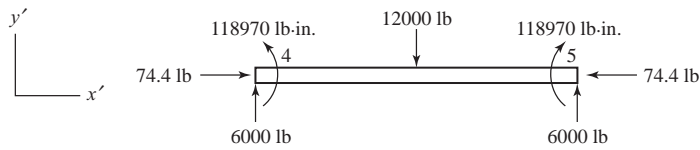
Element (2)

$$\begin{Bmatrix} f'_{2x} \\ f'_{2y} \\ m_2 \\ f'_{3x} \\ f'_{3y} \\ m_3 \end{Bmatrix} = \begin{Bmatrix} -55.8 \text{ lb} \\ -363.4 \text{ lb} \\ -36210 \text{ lb}\cdot\text{in.} \\ 55.8 \text{ lb} \\ 363.4 \text{ lb} \\ 1325 \text{ lb}\cdot\text{in.} \end{Bmatrix} - \begin{Bmatrix} 0 \\ +4000 \\ +64,000 \\ 0 \\ +4000 \\ -64,000 \end{Bmatrix} = \begin{Bmatrix} -55.8 \text{ lb} \\ -4363.4 \text{ lb} \\ -100,210 \text{ lb}\cdot\text{in.} \\ 55.8 \text{ lb} \\ -3636.6 \text{ lb} \\ 65325 \text{ lb}\cdot\text{in.} \end{Bmatrix}$$



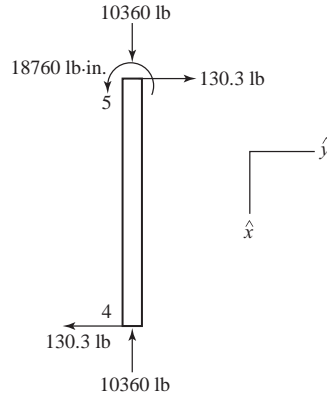
Element (3)

$$\begin{Bmatrix} f'_{2x}^{(3)} \\ f'_{2y}^{(3)} \\ m_2^{(3)} \\ f'_{5x}^{(3)} \\ f'_{5y}^{(2)} \\ m_5^{(2)} \end{Bmatrix} = \begin{Bmatrix} 74.4 \text{ lb} \\ 0 \\ -25030 \text{ lb} \\ -74.4 \text{ lb} \\ 0 \\ 25030 \text{ lb}\cdot\text{in.} \end{Bmatrix} - \begin{Bmatrix} 0 \\ -6000 \\ -144,000 \\ 0 \\ -6000 \\ 144,000 \end{Bmatrix} = \begin{Bmatrix} 74.4 \text{ lb} \\ 6000 \text{ lb} \\ -118870 \text{ lb}\cdot\text{in.} \\ -74.4 \text{ lb} \\ 6000 \text{ lb} \\ -118870 \text{ lb}\cdot\text{in.} \end{Bmatrix}$$



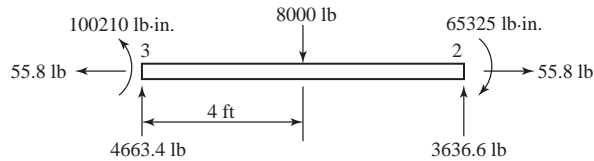
Element (4) No correction refer to computer print out

Element (4)



Element (5)

$$\begin{Bmatrix} f'_{5x}^{(5)} \\ f'_{5y}^{(5)} \\ m_5^{(5)} \\ f'_{6x}^{(5)} \\ f'_{6y}^{(5)} \\ m_6^{(5)} \end{Bmatrix} = \begin{Bmatrix} -55.81 \text{ lb} \\ -363.4 \text{ lb} \\ 36210 \text{ lb} \cdot \text{in.} \\ 55.8 \text{ lb} \\ -363.4 \text{ lb} \\ -1325 \text{ lb} \cdot \text{in.} \end{Bmatrix} - \begin{Bmatrix} 0 \\ -4000 \\ -64,000 \\ 0 \\ -4000 \\ 64,000 \end{Bmatrix} = \begin{Bmatrix} -55.81 \text{ lb} \\ 4363.4 \text{ lb} \\ 100,210 \text{ lb} \cdot \text{in.} \\ 55.8 \text{ lb} \\ 3636.6 \text{ lb} \\ -65325 \text{ lb} \cdot \text{in.} \end{Bmatrix}$$



Reactions

NODE 1

$$F_{1x} = f'_{1y}^{(1)} = + 130.3 \text{ lb}$$

$$F_{1y} = f'_{1x}^{(1)} = + 10360 \text{ lb}$$

$$M_1 = - m_1^{(1)} = 0 \text{ lb} \cdot \text{in.}$$

NODE 3

$$F_{3x} = f'_{3x}^{(2)} = 55.8 \text{ lb}$$

$$F_{3y} = f'_{3y}^{(2)} = - 3636.6 \text{ lb}$$

$$M_3 = - m_3^{(2)} = - 65235 \text{ lb} \cdot \text{in.}$$

NODE 4

$$F_{4x} = -f'_{4y}{}^{(4)} = 130.3 \text{ lb}$$

$$F_{4y} = f'_{4x}{}^{(4)} = -10360 \text{ lb}$$

$$M_4 = -m_4^{(4)} = 0 \text{ lb} \cdot \text{in.}$$

NODE 6

$$F_{6x} = -f'_{6x}{}^{(5)} = -55.8 \text{ lb}$$

$$F_{6y} = -f'_{6y}{}^{(5)} = -3636.6 \text{ lb}$$

$$M_6 = -m_6^{(5)} = 65325 \text{ lb} \cdot \text{in.}$$

5.28

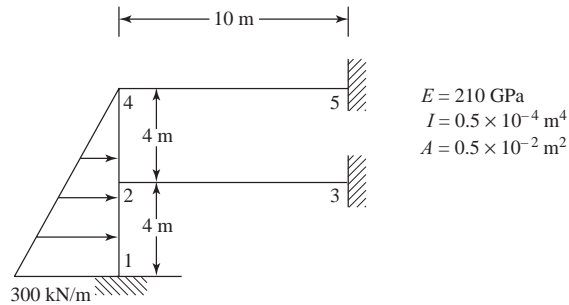
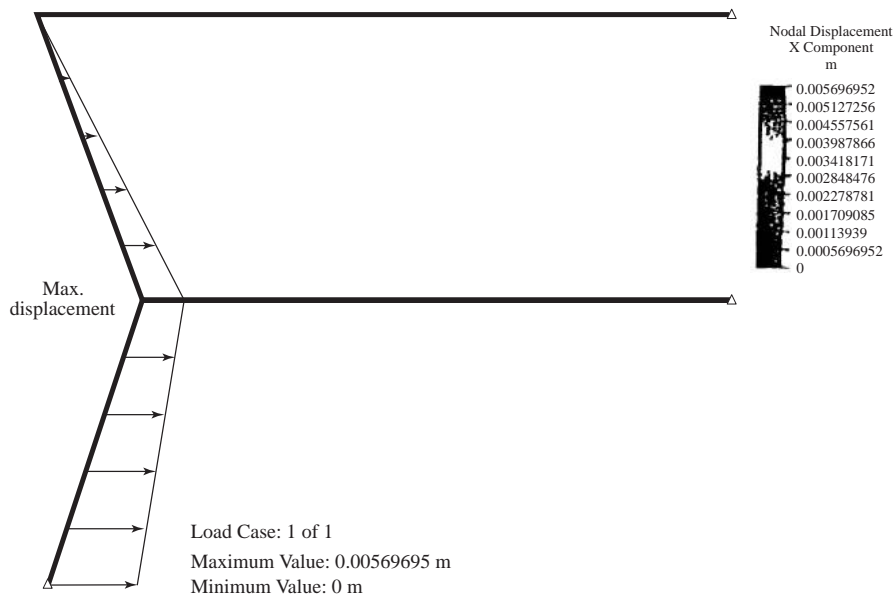


Figure P5-28



5.29

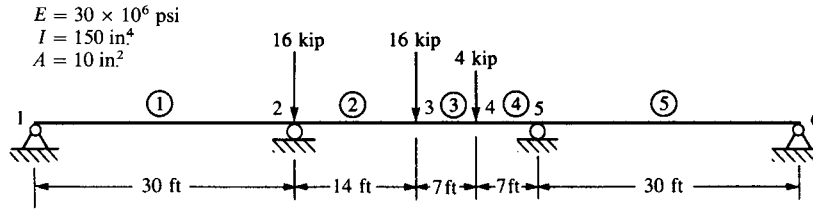
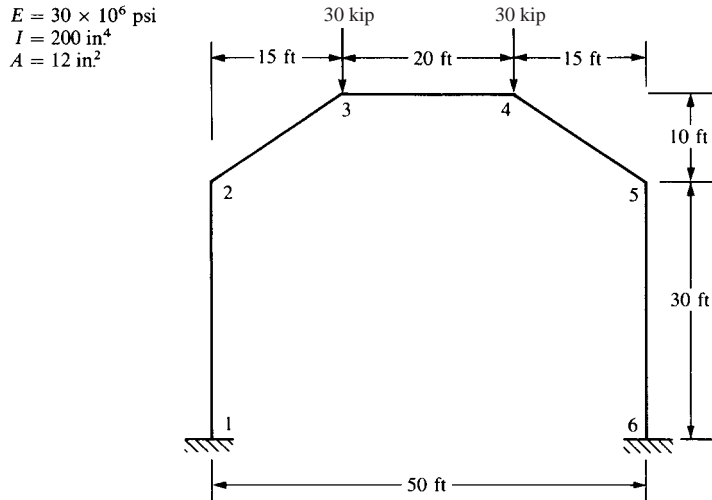


Figure P5-29

Displacements/Rotations (degrees) of nodes

Node number	X-translation	Y-translation	Z-translation	X-rotation	Y-rotation	Z-rotation
1	0.0000E+00	0.0000E+00	0.0000E+00	0.0000E+00	0.0000E+00	3.4030E-01
2	0.0000E+00	0.0000E+00	0.0000E+00	0.0000E+00	0.0000E+00	-6.8060E-01
3	0.0000E+00	-1.8330E+00	0.0000E+00	0.0000E+00	0.0000E+00	-3.7774E-02
4	0.0000E+00	-1.2242E+00	0.0000E+00	0.0000E+00	0.0000E+00	7.6168E-01
5	0.0000E+00	0.0000E+00	0.0000E+00	0.0000E+00	0.0000E+00	7.4186E-01
6	0.0000E+00	0.0000E+00	0.0000E+00	0.0000E+00	0.0000E+00	-3.7093E-01
7	0.0000E+00	0.0000E+00	0.0000E+00	0.0000E+00	0.0000E+00	0.0000E+00
8	0.0000E+00	0.0000E+00	0.0000E+00	0.0000E+00	0.0000E+00	0.0000E+00

5.30



Plane Frame-Problem 5.30

NUMBER OF ELEMENTS = 5
NUMBER OF NODES = 6

NODE POINTS

K	IFIX	XC(K)	YC(K)	ZC(K)	FORCE(1, K)	FORCE(2, K)	FORCE(3, K)
1	1 1 1	0.000000	0.000000	0.000000	0.000000	0.000000	0.000000
2	0 0 0	0.000000	360.000000	0.000000	0.000000	0.000000	0.000000
3	0 0 0	180.000000	480.000000	0.000000	0.000000	-30000.000000	0.000000
4	0 0 0	420.000000	480.000000	0.000000	0.000000	-30000.000000	0.000000
5	0 0 0	600.000000	360.000000	0.000000	0.000000	0.000000	0.000000
6	1 1 1	600.000000	0.000000	0.000000	0.000000	0.000000	0.000000

Elements

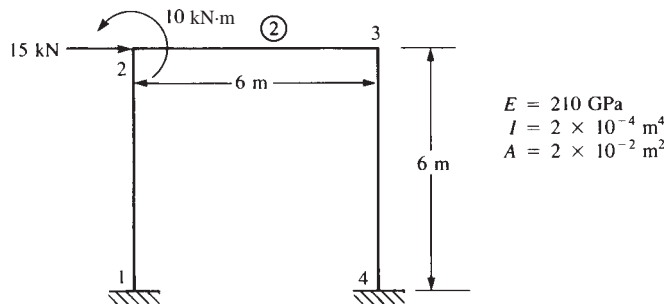
K	NODE (I, K)	E(K)	G(K)	A(K)	XI(K)	XJ(K)
1	1 2	3.000000E+07	0.000000E+00	1.200000E+01	2.000000E+02	0.000000E+00
2	2 3	3.000000E+07	0.000000E+00	1.200000E+01	2.000000E+02	0.000000E+00
3	3 4	3.000000E+07	0.000000E+00	1.200000E+01	2.000000E+02	0.000000E+00
4	4 5	3.000000E+07	0.000000E+00	1.200000E+01	2.000000E+02	0.000000E+00
5	5 6	3.000000E+07	0.000000E+00	1.200000E+01	2.000000E+02	0.000000E+00

NODE	DISPLACEMENTS		Z-ROTATION
	X	Y	THETA
1	0.00000E+00	0.00000E+00	0.00000E+0
2	-0.44021E+01	-0.30000E-01	-0.17622E-0
3	0.33879E-02	-0.66668E+01	-0.32000E-0
4	-0.44038E-02	-0.66669E+01	0.32000E-0
5	0.44011E+01	-0.30000E-01	0.17624E-0
6	0.00000E+00	0.00000E+00	0.00000E+0

ELEMENTS

K	NODE (I,K)	X-FORCE	Y-FORCE	Z- MOMENT	X-FORCE	Y-FORCE	Z-MOMENT
1	1 2	0.3000E+05	-0.1169E+05	-0.1810E+07	-0.3000E+05	0.1169E+05	-0.2398E+07
2	2 3	0.2637E+05	0.1848E+05	0.2398E+07	-0.2637E+05	-0.1848E+05	0.1600E+07
3	3 4	0.1169E+05	0.1738E+00	-0.1600E+07	-0.1169E+05	-0.1738E+00	0.1600E+07
4	4 5	0.2637E+05	-0.1848E+05	-0.1600E+07	-0.2637E+05	0.1848E+05	-0.2397E+07
5	5 6	0.3000E+05	0.1169E+05	0.2397E+07	-0.3000E+05	-0.1169E+05	0.1810E+07

5.32



Problem 5.32
 NUMBER OF ELEMENTS = 3
 NUMBER OF NODES = 4

NODE POINTS

K	IFIX	XC(K)	YC(K)	ZC(K)	FORCE(1,K)	FORCE(2,K)	FORCE(3,K)
1	1 1 1	0.000000	0.000000	0.000000	0.000000	0.000000	0.000000
2	0 0 0	0.000000	6.000000	0.000000	15000.000000	0.000000	10000.000000
3	0 0 0	6.000000	6.000000	0.000000	0.000000	0.000000	0.000000
4	1 1 1	6.000000	0.000000	0.000000	0.000000	0.000000	0.000000

ELEMENTS

K	NODE(I,K)	E(K)	G(K)	A(K)	XI(K)
1	1 2	2.1000000E+11	1.0000000E+00	2.0000000E-02	2.0000000E-04
2	2 3	2.1000000E+11	1.0000000E+00	2.0000000E-02	2.0000000E-04
3	3 4	2.1000000E+11	1.0000000E+00	2.0000000E-02	2.0000000E-04

NODE	DISPLACEMENTS		Z-ROTATION
	X	Y	THETA
1	0.00000E+00	0.00000E+00	0.00000E+00
2	0.42966E-02	0.71361E-05	-0.24093E-03
3	0.42871E-02	-0.71361E-05	-0.47744E-03
4	0.00000E+00	0.00000E+00	0.00000E+00

ELEMENTS

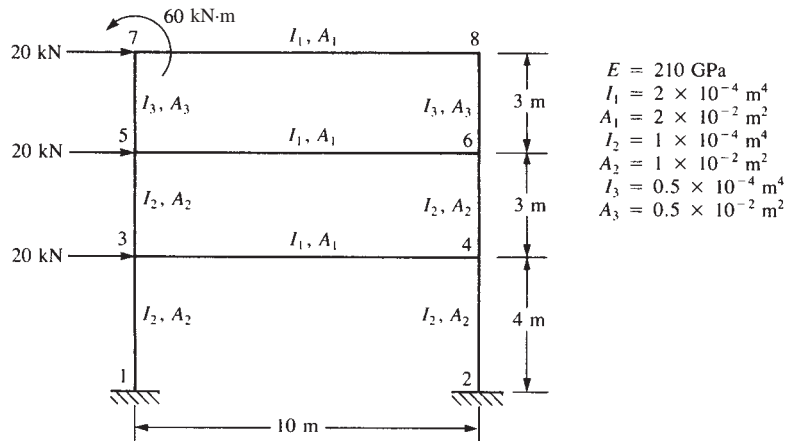
K	NODE (I,K)	X-FORCE	Y-FORCE	Z- MOMENT	X-FORCE	Y-FORCE	Z-MOMENT
1	1 2	-0.4995E+04	0.8339E+04	0.2620E+05	0.4995E+04	-0.8339E+04	0.2333E+05
2	2 3	0.6661E+04	-0.4995E+04	-0.1333E+05	-0.6661E+04	0.4995E+04	-0.1664E+05
3	3 4	0.4995E+04	0.6661E+04	0.1664E+05	-0.4999E+04	-0.6661E+04	0.2333E+05

Reactions

$$F_{1x} = -8339 \text{ N}, F_{1y} = -4995 \text{ N}, M_1 = 26,700 \text{ N} \cdot \text{m}$$

$$F_{4x} = -6661 \text{ N}, F_{4y} = 4995 \text{ N}, M_4 = 23,330 \text{ N} \cdot \text{m}$$

5.33



***** Frame Problem 5.33 *****

NUMBER OF ELEMENTS = 9

NUMBER OF NODES = 8

NODE POINTS

K	IFIX	XC(K)	YC(K)	ZC(K)	FORCE(1,K)	FORCE(2,K)	FORCE(3,K)
1	1 1 1	-5.000000	0.000000	0.000000	0.000000	0.000000	0.000000
2	1 1 1	5.000000	0.000000	0.000000	0.000000	0.000000	0.000000
3	0 0 0	-5.000000	4.000000	0.000000	20.000000	0.000000	0.000000
4	0 0 0	5.000000	4.000000	0.000000	0.000000	0.000000	0.000000
5	0 0 0	-5.000000	7.000000	0.000000	20.000000	0.000000	0.000000
6	0 0 0	5.000000	7.000000	0.000000	0.000000	0.000000	0.000000
7	0 0 0	-5.000000	10.000000	0.000000	20.000000	0.000000	60.000000
8	0 0 0	5.000000	10.000000	0.000000	0.000000	0.000000	0.000000

ELEMENTS

K	NODE (I,K)	E(K)	G(K)	A(K)	XI(K)	XJ(K)
1	1 3	2.1000000E+06	0.0000000E+00	9.9999998E-03	9.9999997E-03	0.0000000E+00
2	2 4	2.1000000E+06	0.0000000E+00	9.9999998E-03	9.9999997E-03	0.0000000E+00
3	3 4	2.1000000E+06	0.0000000E+00	2.0000000E-02	1.9999999E-04	0.0000000E+00
4	3 5	2.1000000E+06	0.0000000E+00	9.9999998E-03	9.9999997E-03	0.0000000E+00

5	4	4	2.1000000E+06	0.0000000E+00	9.9999998E-03	9.9999997E-03	0.0000000E+00
6	5	6	2.1000000E+06	0.0000000E+00	2.0000000E-02	1.9999999E-04	0.0000000E+00
7	5	7	2.1000000E+06	0.0000000E+00	4.9999999E-03	4.9999999E-03	0.0000000E+00
8	6	8	2.1000000E+06	0.0000000E+00	4.9999999E-03	4.9999999E-03	0.0000000E+00
9	7	8	2.1000000E+06	0.0000000E+00	2.0000000E-02	1.9999999E-04	0.0000000E+00

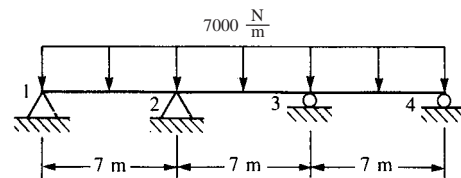
NODE	DISPLACEMENTS		Z-ROTATION
	X	Y	THETA
1	0.00000E+00	0.00000E+00	0.00000E+00
2	0.00000E+00	0.00000E+00	0.00000E+00
3	0.13109E-01	0.40236E-04	-0.26944E-02
4	0.13092E-01	-0.40236E-04	-0.27869E-02
5	0.22043E-01	0.50737E-04	-0.19861E-02
6	0.21994E-01	-0.50737E-04	-0.15658E-02
7	0.26380E-01	0.46314E-04	0.17098E-02
8	0.26376E-01	-0.46314E-04	-0.11140E-02

ELEMENTS

K	NODE(I,K)		X-FORCE	Y-FORCE	Z-MOMENT
1	1	3	-0.2112E+02	0.3040E+02	0.7493E+02
2	2	4	0.2112E+02	0.2960E+02	0.7383E+02
3	3	4	0.7451E+01	-0.1377E+02	-0.4847E+02
4	3	5	-0.7351E+01	0.1785E+02	0.2182E+02
5	4	6	0.7351E+01	0.2215E+02	0.2468E+02
6	5	6	0.2046E+02	-0.8899E+01	-0.4626E+02
7	5	7	0.1548E+01	0.1831E+02	0.1453E+02
8	6	8	-0.1548E+01	0.1693E+01	0.9578E+00
9	7	8	0.1691E+01	0.1548E+01	0.1960E+02

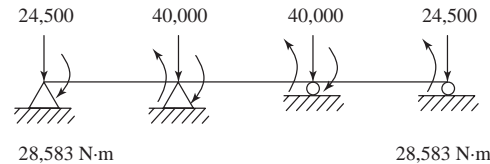
X-FORCE	Y-FORCE	Z-MOMENT
0.2112E+02	0.3040E+02	0.4665E+02
-0.2112E+02	-0.2960E+02	0.4457E+02
-0.7451E+01	0.1377E+02	-0.6925E+02
0.7351E+01	-0.1785E+02	0.3173E+02
-0.7351E+01	-0.2215E+02	0.4177E+02
-0.2046E+02	0.8899E+01	-0.4273E+02
-0.1548E+01	-0.1831E+02	0.4040E+02
0.1548E+01	-0.1693E+01	0.4120E+01
-0.1691E+01	-0.1548E+01	-0.4120E+01

5.34



$E = 210 \text{ GPa}$
 $I = 1 \times 10^{-4} \text{ m}^4$
 $A = 1 \times 10^{-2} \text{ m}^2$

Solution: From appendix D for distributed load



NUMBER OF ELEMENTS = 3
 NUMBER OF NODES = 4

NODE POINTS

K	IFIX	XC(K)	YC(K)	ZC(K)	FORCE(1,K)	FORCE(2,K)	FORCE(3,K)
1	1 1 0	0.000000	0.000000	0.000000	0.000000	0.000000	28583.000000
2	1 1 0	7.000000	0.000000	0.000000	0.000000	0.000000	0.000000

3	0	1	0	14.000000	0.000000	0.000000	0.000000	0.000000	0.000000	0.000000
4	0	1	0	21.000000	0.000000	0.000000	0.000000	0.000000	0.000000	-28583.000000

ELEMENTS

K	NODE(I,K)	E(K)	G(K)	A(K)	XI(K)
1	1 2	2.1000000E+11	1.0000000E+00	1.0000000E-02	1.0000000E-04
2	2 3	2.1000000E+11	1.0000000E+00	1.0000000E-02	1.0000000E-04
3	3 4	2.1000000E+11	1.0000000E+00	1.0000000E-02	1.0000000E-04

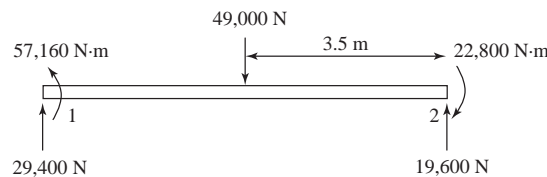
NODE	DISPLACEMENTS		Z-ROTATION
	X	Y	THETA
1	0.00000E+00	0.00000E+00	0.28583E-02
2	0.00000E+00	0.00000E+00	-0.95277E-03
3	0.00000E+00	0.00000E+00	0.95277E-03
4	0.00000E+00	0.00000E+00	-0.28583E-02

ELEMENTS

K	NODE(I,K)	X-FORCE	Y-FORCE	Z-MOMENT	X-FORCE	Y-FORCE	Z-MOMENT
1	1 2	0.0000E+00	0.4900E+04	0.2858E+05	0.0000E+00	-0.4900E+04	0.5717E+04
2	2 3	0.0000E+00	0.1201E-03	-0.5717E+04	0.0000E+00	-0.1201E-03	0.5717E+04
3	3 4	0.0000E+00	-0.4900E+04	-0.5717E+04	0.0000E+00	0.4900E+04	0.2858E+05

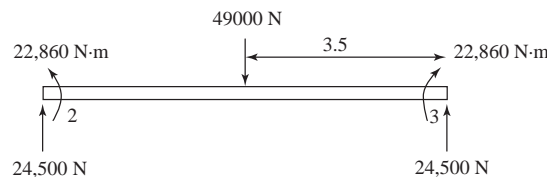
Element (1)

$$\begin{Bmatrix} f'_{1x} \\ f'_{1y} \\ m_1 \\ f'_{2x} \\ f'_{2y} \\ m_2 \end{Bmatrix}^{(1)} = \begin{Bmatrix} 0 \\ 4900 \\ 28580 \\ 0 \\ -4900 \\ 5717 \end{Bmatrix} - \begin{Bmatrix} 0 \\ -24500 \\ -28580 \\ 0 \\ -24500 \\ 28580 \end{Bmatrix} = \begin{Bmatrix} 0 \text{ N} \\ 29400 \text{ N} \\ 57160 \text{ N}\cdot\text{m} \\ 0 \text{ N} \\ 19600 \text{ N} \\ -22860 \text{ N}\cdot\text{m} \end{Bmatrix}$$



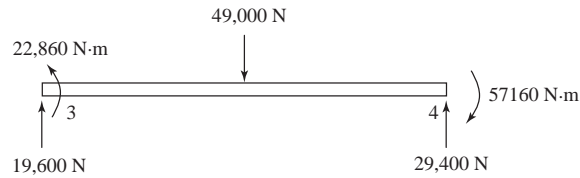
Element (2)

$$\begin{Bmatrix} f'_{2x} \\ f'_{2y} \\ m_2 \\ f'_{3x} \\ f'_{3y} \\ m_3 \end{Bmatrix}^{(2)} = \begin{Bmatrix} 0 \\ 0 \\ -5717 \\ 0 \\ 0 \\ 5717 \end{Bmatrix} - \begin{Bmatrix} 0 \\ -24500 \\ -28580 \\ 0 \\ -24500 \\ 28580 \end{Bmatrix} = \begin{Bmatrix} 0 \text{ N} \\ 24500 \text{ N} \\ 22,860 \text{ N}\cdot\text{m} \\ 0 \\ 24500 \text{ N} \\ -22860 \text{ N}\cdot\text{m} \end{Bmatrix}$$



Element (3)

$$\begin{Bmatrix} f'_{3x}{}^{(3)} \\ f'_{3y}{}^{(3)} \\ m_3^{(3)} \\ f'_{4x}{}^{(3)} \\ f'_{4y}{}^{(3)} \\ m_4^{(3)} \end{Bmatrix} = \begin{Bmatrix} 0 \\ -4900 \\ -5717 \\ 0 \\ 4900 \\ -28580 \end{Bmatrix} - \begin{Bmatrix} 0 \\ -24500 \\ -28580 \\ 0 \\ -24500 \\ 28580 \end{Bmatrix} = \begin{Bmatrix} 0 \text{ N} \\ 19600 \text{ N} \\ 22860 \text{ N}\cdot\text{m} \\ 0 \text{ N} \\ 29400 \text{ N} \\ -57160 \text{ N}\cdot\text{m} \end{Bmatrix}$$



Reactions

Node 1

$$F_{1x} = -f'_{1x}{}^{(1)} = 0 \text{ N}$$

$$F_{1y} = -f'_{1y}{}^{(1)} = -29400 \text{ N}$$

$$M_1 = -m_1^{(1)} = 0 \text{ N}\cdot\text{m}$$

Node 3

$$F_{3x} = -f'_{3x}{}^{(2)} = 0 \text{ N}$$

$$F_{3y} = -(f'_{3y}{}^{(2)} + f'_{3y}{}^{(1)}) = -44100 \text{ N}$$

$$M_3 = 0 \text{ N}\cdot\text{m}$$

Node 2

$$F_{2x} = -f'_{2x}{}^{(2)} = 0 \text{ N}$$

$$F_{2y} = -(f'_{2y}{}^{(1)} + f'_{2y}{}^{(2)}) = -44100 \text{ N}$$

$$M_2 = 0 \text{ N}\cdot\text{m}$$

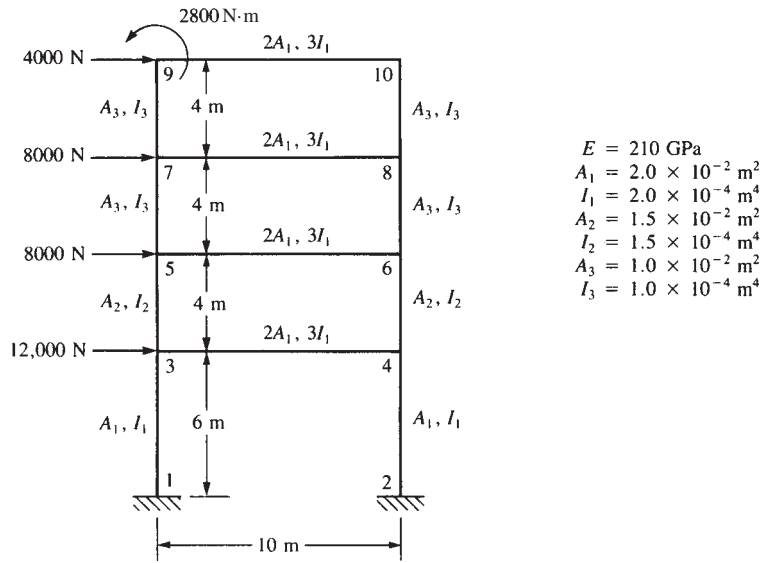
Node 4

$$F_{4x} = -f'_{4x}{}^{(3)} = 0 \text{ N}$$

$$F_{4y} = -f'_{4y}{}^{(3)} = -29400 \text{ N}$$

$$M_4 = -m_4^{(3)} = 0 \text{ N}\cdot\text{m}$$

5.35



NUMBER OF ELEMENTS = 12
NUMBER OF NODES = 10

NODE POINTS

K	IFIX	XC(K)	YC(K)	ZC(K)
1	1 1 1	0.000000	0.000000	0.000000
2	1 1 1	10.000000	0.000000	0.000000
3	0 0 0	0.000000	6.000000	0.000000
4	0 0 0	10.000000	6.000000	0.000000
5	0 0 0	0.000000	10.000000	0.000000
6	0 0 0	10.000000	10.000000	0.000000
7	0 0 0	0.000000	14.000000	0.000000
8	0 0 0	10.000000	14.000000	0.000000
9	0 0 0	0.000000	18.000000	0.000000
10	0 0 0	10.000000	18.000000	0.000000

FORCE(1,K)	FORCE(2,K)	FORCE(3,K)
0.000000	0.000000	0.000000
0.000000	0.000000	0.000000
12000.000000	0.000000	0.000000
0.000000	0.000000	0.000000
8000.000000	0.000000	0.000000
0.000000	0.000000	0.000000
8000.000000	0.000000	0.000000
0.000000	0.000000	0.000000
4000.000000	0.000000	2800.000000
0.000000	0.000000	0.000000

ELEMENTS

K	NODE(1,K)	E(K)	G(K)	A(K)	XI(K)
1	1 3	2.1000000E+11	0.00000000E+00	2.0000000E-02	2.0000000E-04
2	3 5	2.1000000E+11	0.00000000E+00	1.5000000E-02	1.5000000E-04
3	5 7	2.1000000E+11	0.00000000E+00	1.0000000E-02	1.0000000E-04
4	7 9	2.1000000E+11	0.00000000E+00	1.0000000E-02	1.0000000E-04
5	2 4	2.1000000E+11	0.00000000E+00	2.0000000E-02	2.0000000E-04
6	4 6	2.1000000E+11	0.00000000E+00	1.5000000E-02	1.5000000E-04
7	6 8	2.1000000E+11	0.00000000E+00	1.0000000E-02	1.0000000E-04
8	8 10	2.1000000E+11	0.00000000E+00	1.0000000E-02	1.0000000E-04
9	3 4	2.1000000E+11	0.00000000E+00	4.0000000E-02	6.0000000E-04
10	5 6	2.1000000E+11	0.00000000E+00	4.0000000E-02	6.0000000E-04
11	7 8	2.1000000E+11	0.00000000E+00	4.0000000E-02	6.0000000E-04
12	9 10	2.1000000E+11	0.00000000E+00	4.0000000E-02	6.0000000E-04

NODE		DISPLACEMENTS			Z-ROTATION
		X	Y	THETA	
1		0.00000E+00	0.00000E+00	0.00000E+00	
2		0.00000E+00	0.00000E+00	0.00000E+00	
3		0.92499E-02	0.32295E-04	-0.79668E-03	
4		0.92428E-02	-0.32295E-04	-0.79610E-03	
5		0.13440E-01	0.45836E-04	-0.45169E-03	
6		0.13435E-01	-0.45836E-04	-0.45347E-03	
7		0.16322E-01	0.53376E-04	-0.23126E-03	
8		0.16317E-01	-0.53376E-04	-0.22138E-03	
9		0.17395E-01	0.54706E-04	-0.25437E-04	
10		0.17393E-01	-0.54706E-04	-0.88782E-04	

ELEMENTS		X-FORCE			Y-FORCE			Z-MOMENT		
K	NODE (I,K)									
1	1 3	-0.2261E+05	0.1601E+05	0.5360E+05	0.2261E+05	-0.1601E+05	0.4244E+05			
2	3 5	-0.1066E+05	0.1000E+05	0.1728E+05	0.1066E+05	-0.1000E+05	0.2272E+05			
3	5 7	-0.3959E+04	0.5969E+04	0.1078E+05	0.3959E+04	-0.5969E+04	0.1310E+05			
4	7 9	-0.6981E+03	0.2206E+04	0.3331E+04	0.6981E+03	-0.2206E+04	0.5492E+04			
5	2 4	0.2261E+05	0.1599E+05	0.5355E+05	-0.2261E+05	-0.1599E+05	0.4241E+05			
6	4 6	0.1066E+05	0.1000E+05	0.1730E+05	-0.1066E+05	-0.1000E+05	0.2270E+05			
7	6 8	0.3959E+04	0.6032E+04	0.1085E+05	-0.3959E+04	-0.6032E+04	0.1328E+05			
8	8 10	0.6981E+03	0.1796E+04	0.2896E+04	-0.6981E+03	-0.1796E+04	0.4288E+04			
9	3 4	0.5993E+04	-0.1194E+05	-0.5973E+05	-0.5993E+04	0.1194E+05	-0.5971E+05			
10	5 6	0.3968E+04	-0.6704E+04	-0.3350E+05	-0.3968E+04	0.6704E+04	-0.3354E+05			
11	7 8	0.4237E+04	-0.3261E+04	-0.1643E+05	-0.4237E+04	0.3261E+04	-0.1618E+05			
12	9 10	0.1799E+04	-0.6981E+03	-0.2692E+04	-0.1795E+04	0.6981E+03	-0.4288E+04			

5.36

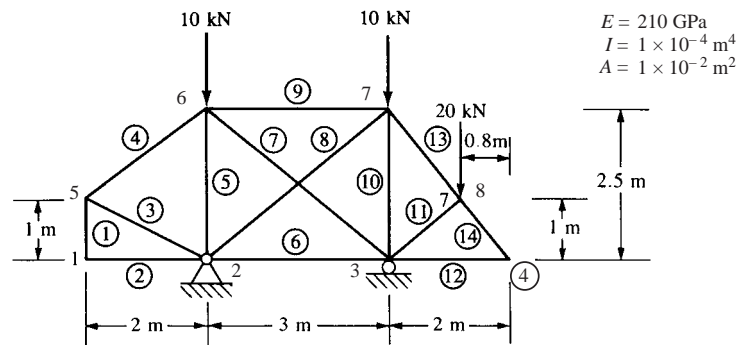
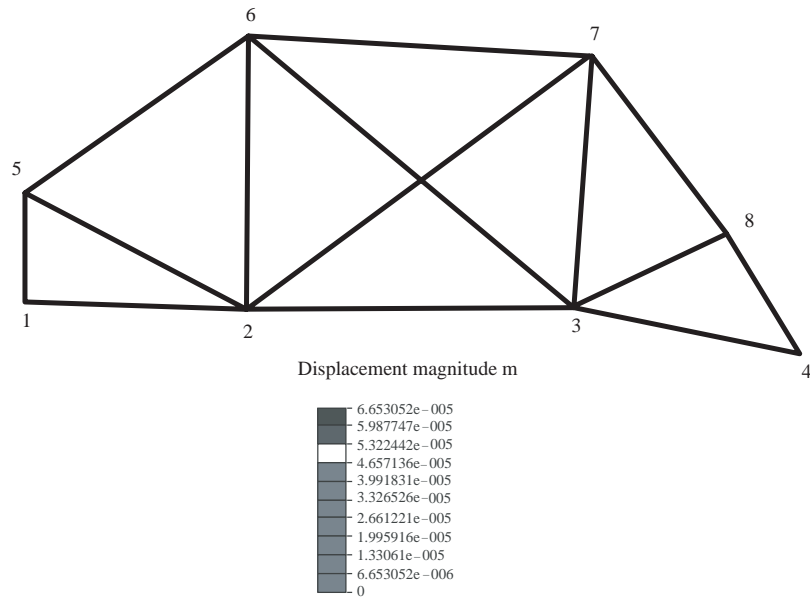


Figure P5-36

Displacements/Rotations (degrees) of nodes

NODE number	X-translation	Y-translation	Z-translation	X-rotation	Y-rotation	Z-rotation
1	-1.5416E-07	9.7204E-06	0.0000E+00	0.0000E+00	0.0000E+00	-3.2761E-04
2	0.0000E+00	0.0000E+00	0.0000E+00	0.0000E+00	0.0000E+00	0.0000E+00
3	-2.9451E-06	0.0000E+00	0.0000E+00	0.0000E+00	0.0000E+00	-1.2720E-03
4	-3.0149E-06	-6.6462E-05	0.0000E+00	0.0000E+00	0.0000E+00	-1.7954E-03
5	1.6304E-05	-4.5862E-06	0.0000E+00	0.0000E+00	0.0000E+00	-3.1306E-04
6	5.2760E-06	9.7805E-06	0.0000E+00	0.0000E+00	0.0000E+00	-3.6825E-04
7	2.7047E-05	-2.6136E-05	0.0000E+00	0.0000E+00	0.0000E+00	-3.4281E-04
8	2.2989E-05	-4.5872E-05	0.0000E+00	0.0000E+00	0.0000E+00	-1.4049E-03



5.37

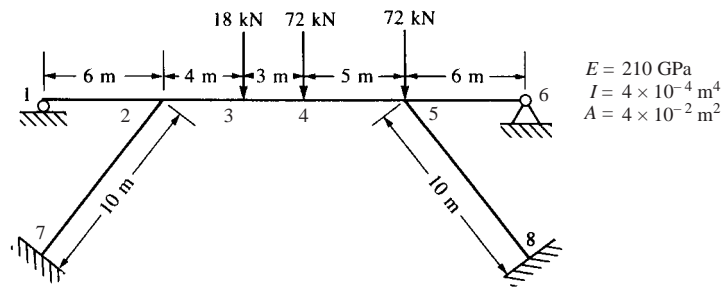



Figure P5-37

Displacements/Rotations (degrees) of nodes

NODE number	X-translation	Y-translation	Z-translation	X-rotation	Y-rotation	Z-rotation (deg)
1	1.1203E-05	0.0000E+00	0.0000E+00	0.0000E+00	0.0000E+00	4.0957E-02
2	1.1203E-05	-1.1000E-04	0.0000E+00	0.0000E+00	0.0000E+00	-8.5066E-02
3	-3.5606E-06	-1.0371E-02	0.0000E+00	0.0000E+00	0.0000E+00	-1.3515E-01
4	-1.4633E-05	-1.2879E-02	0.0000E+00	0.0000E+00	0.0000E+00	6.2412E-02
5	-3.3087E-05	-2.9915E-04	0.0000E+00	0.0000E+00	0.0000E+00	8.5353E-02
6	0.0000E+00	0.0000E+00	0.0000E+00	0.0000E+00	0.0000E+00	0.0000E+00
7	0.0000E+00	0.0000E+00	0.0000E+00	0.0000E+00	0.0000E+00	0.0000E+00
8	0.0000E+00	0.0000E+00	0.0000E+00	0.0000E+00	0.0000E+00	0.0000E+00



5.38

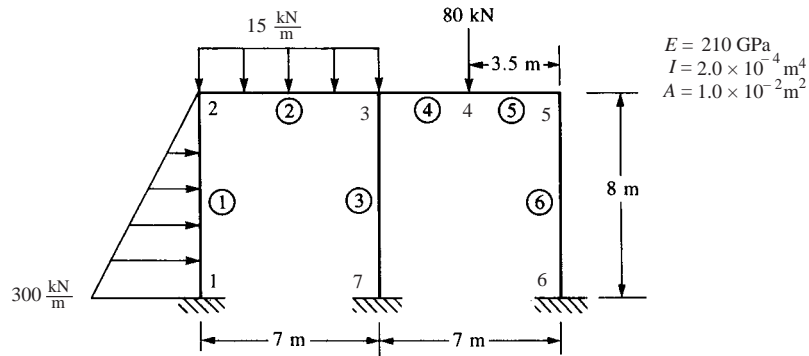



Figure P5-38

NODE number	X-translation	Y-translation	Z-translation	X-rotation	Y-rotation	Z-rotation (deg)
1	0.0000E+00	0.0000E+00	0.0000E+00	0.0000E+00	0.0000E+00	0.0000E+00
2	1.4372E-01	-1.1344E-04	0.0000E+00	0.0000E+00	0.0000E+00	1.4397E-01
3	1.4300E-01	-1.3696E-04	0.0000E+00	0.0000E+00	0.0000E+00	-4.1178E-01
4	1.4282E-01	-2.1948E-03	0.0000E+00	0.0000E+00	0.0000E+00	2.2790E-01
5	1.4265E-01	-4.7155E-04	0.0000E+00	0.0000E+00	0.0000E+00	-5.1623E-01
6	0.0000E+00	0.0000E+00	0.0000E+00	0.0000E+00	0.0000E+00	0.0000E+00
7	0.0000E+00	0.0000E+00	0.0000E+00	0.0000E+00	0.0000E+00	0.0000E+00

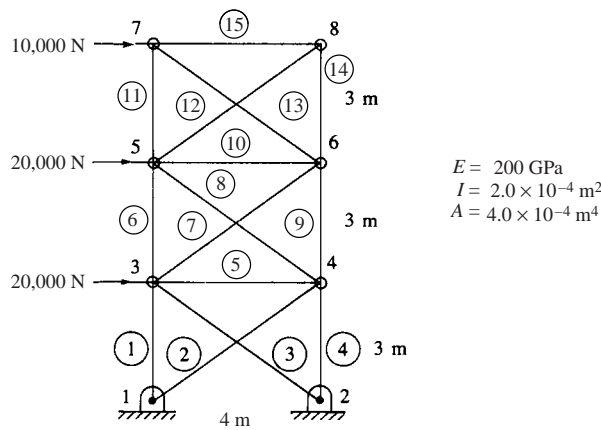
• BEAM ELEMENT FORCES AND MOMENTS

ELEMENT NO.	CASE (MODE)	AXIAL FORCE R ₁	SHEAR FORCE R ₂	SHEAR FORCE R ₃	TORSION MOMENT M ₁	BENDING MOMENT M ₂	BENDING MOMENT M ₃
1	1	-2.907E+04	-9.878E+05	0.000E+00	0.000E+00	0.000E+00	-1.538E+06
		-2.907E+04	2.122E+05	0.000E+00	0.000E+00	0.000E+00	-3.605E+04
2	1	-2.122E+05	-2.907E+04	0.000E+00	0.000E+00	0.000E+00	-3.605E+04
		-2.122E+05	7.593E+04	0.000E+00	0.000E+00	0.000E+00	-2.001E+05
3	1	-1.024E+05	4.084E+04	0.000E+00	0.000E+00	0.000E+00	2.022E+05
		-1.024E+05	4.084E+04	0.000E+00	0.000E+00	0.000E+00	5.932E+04
4	1	-1.024E+05	1.208E+05	0.000E+00	0.000E+00	0.000E+00	5.932E+04
		-1.024E+05	1.208E+05	0.000E+00	0.000E+00	0.000E+00	-3.636E+05
5	1	-1.208E+05	-1.024E+05	0.000E+00	0.000E+00	0.000E+00	-4.560E+05
		-1.208E+05	-1.024E+05	0.000E+00	0.000E+00	0.000E+00	3.636E+05

6	1	-3.510E+04	-1.098E+05	0.000E+00	0.000E+00	0.000E+00	-4.760E+05
		-3.510E+04	-1.098E+05	0.000E+00	0.000E+00	0.000E+00	4.023E+05



5.39



(a) Truss model

NUMBER OF ELEMENTS (NELE) = 15

NUMBER OF NODES (KNODE) = 8

NODE POINTS

K	IFIX	XC(K)	YC(K)	ZC(K)	FORCE (1,K)	FORCE (2,K)	FORCE (3,K)
1	1 1 1	0.000000E+00	0.000000E+00	0.000000E+00	0.000000E+00	0.000000E+00	0.000000E+00
2	1 1 1	4.000000E+00	0.000000E+00	0.000000E+00	0.000000E+00	0.000000E+00	0.000000E+00
3	0 0 1	0.000000E+00	3.000000E+00	0.000000E+00	2.000000E+04	0.000000E+00	0.000000E+00
4	0 0 1	4.000000E+00	3.000000E+00	0.000000E+00	0.000000E+00	0.000000E+00	0.000000E+00
5	0 0 1	0.000000E+00	6.000000E+00	0.000000E+00	2.000000E+04	0.000000E+00	0.000000E+00
6	0 0 1	4.000000E+00	6.000000E+00	0.000000E+00	0.000000E+00	0.000000E+00	0.000000E+00
7	0 0 1	0.000000E+00	9.000000E+00	0.000000E+00	1.000000E+04	0.000000E+00	0.000000E+00
8	0 0 1	4.000000E+00	9.000000E+00	0.000000E+00	0.000000E+00	0.000000E+00	0.000000E+00

ELEMENTS

K	NODE(I,K)	E(K)	A(K)
1	1 3	2.0000E+11	2.0000E-04
2	1 4	2.0000E+11	2.0000E-04
3	2 3	2.0000E+11	2.0000E-04
4	2 4	2.0000E+11	2.0000E-04
5	3 4	2.0000E+11	2.0000E-04
6	3 5	2.0000E+11	2.0000E-04
7	3 6	2.0000E+11	2.0000E-04
8	4 5	2.0000E+11	2.0000E-04
9	4 6	2.0000E+11	2.0000E-04
10	5 6	2.0000E+11	2.0000E-04

11	5	7	2.0000E+11	2.0000E-04
12	5	8	2.0000E+11	2.0000E-04
13	6	7	2.0000E+11	2.0000E-04
14	6	8	2.0000E+11	2.0000E-04
15	7	8	2.0000E+11	2.0000E-04

NUMBER OF NONZERO UPPER CO-DIAGONALS (MUD)-11

DISPLACEMENTS	X	Y	Z
MODE NUMBER 1	0.0000E+00	0.0000E+00	0.0000E+00
MODE NUMBER 2	0.0000E+00	0.0000E+00	0.0000E+00
MODE NUMBER 3	0.7935E-02	0.3730E-02	0.0000E+00
MODE NUMBER 4	0.7315E-02	-0.3583E-02	0.0000E+00
MODE NUMBER 5	0.1738E-01	0.5276E-01	0.0000E+00
MODE NUMBER 6	0.1681E-01	-0.4849E-02	0.0000E+00
MODE NUMBER 7	0.2603E-01	0.5662E-02	0.0000E+00
MODE NUMBER 8	0.2572E-01	-0.5026E-02	0.0000E+00

STRESSES IN ELEMENTS (IN CURRENT UNITS)

ELEMENT NUMBER STRESS

1 =	0.24864E+09
2 =	0.14809E+09
3 =	-0.16441E+09
4 =	-0.23886E+09
5 =	-0.30998E+08
6 =	0.10311E+09
7 =	0.78155E+08
8 =	-0.10934E+09
9 =	-0.84393E+08
10 =	-0.28261E+08
11 =	0.25697E+08
12 =	0.19671E+08
13 =	-0.42828E+08
14 =	-0.11803E+08
15 =	-0.15737E+08

(b) Rigid frame model

NUMBER OF ELEMENTS = 15

NUMBER OF NODES = 8

NODE POINTS

K	IFIK	XC(K)	YC(K)	ZC(K)	FORCE(1,K)	FORCE(2,K)	FORCE (3,K)
1	1 1 0	0.000000	0.000000	0.000000	0.000000	0.000000	0.000000
2	1 1 0	4.000000	0.000000	0.000000	0.000000	0.000000	0.000000
3	0 0 0	0.000000	3.000000	0.000000	20000.000000	0.000000	0.000000
4	0 0 0	4.000000	3.000000	0.000000	0.000000	0.000000	0.000000
5	0 0 0	0.000000	6.000000	0.000000	20000.000000	0.000000	0.000000
6	0 0 0	4.000000	6.000000	0.000000	0.000000	0.000000	0.000000
7	0 0 0	0.000000	9.000000	0.000000	10000.000000	0.000000	0.000000
8	0 0 0	4.000000	9.000000	0.000000	0.000000	0.000000	0.000000

ELEMENTS

K	NODE(I, K)	E(K)	C(K)	A(K)	XI(K)
1	1 3	2.0000000E+11	0.0000000E+00	2.0000000E-04	4.0000000E-04
2	1 4	2.0000000E+11	0.0000000E+00	2.0000000E-04	4.0000000E-04
3	2 3	2.0000000E+11	0.0000000E+00	2.0000000E-04	4.0000000E-04
4	2 4	2.0000000E+11	0.0000000E+00	2.0000000E-04	4.0000000E-04
5	3 4	2.0000000E+11	0.0000000E+00	2.0000000E-04	4.0000000E-04
6	3 5	2.0000000E+11	0.0000000E+00	2.0000000E-04	4.0000000E-04
7	3 6	2.0000000E+11	0.0000000E+00	2.0000000E-04	4.0000000E-04
8	4 5	2.0000000E+11	0.0000000E+00	2.0000000E-04	4.0000000E-04

9	4	6	2.000000E+11	0.000000E+00	2.000000E-04	4.000000E-04
10	5	6	2.000000E+11	0.000000E+00	2.000000E-04	4.000000E-04
11	5	7	2.000000E+11	0.000000E+00	2.000000E-04	4.000000E-04
12	5	8	2.000000E+11	0.000000E+00	2.000000E-04	4.000000E-04
13	6	7	2.000000E+11	0.000000E+00	2.000000E-04	4.000000E-04
14	6	8	2.000000E+11	0.000000E+00	2.000000E-04	4.000000E-04
15	7	8	2.000000E+11	0.000000E+00	2.000000E-04	4.000000E-04

NODE	DISPLACEMENTS		K-ROTATION
	X	Y	THETA
1	0.00000E+00	0.00000E+00	-0.14936E-02
2	0.00000E+00	0.00000E+00	-0.14200E-02
3	0.54772E-02	0.32294E-02	-0.17329E-02
4	0.51685E-02	-0.32554E-02	-0.16980E-02
5	0.11556E-01	0.40230E-02	-0.20908E-02
6	0.11199E-01	-0.40706E-02	-0.20924E-02
7	0.18021E-01	0.42395E-02	-0.21639E-02
8	0.17667E-01	-0.42509E-02	-0.21228E-02

ELEMENTS

K	NODE (I,K)	X-FORCE	Y-FORCE	Z-MOMENT	X-FORCE	Y-FORCE	Z-MOMENT
1	1 3	-0.4306E+05	0.2267E+05	0.4038E+05	0.4306E+05	-0.2267E+05	0.2762E+05
2	1 4	-0.1745E+05	-0.1746E+05	-0.4038E+05	0.1745E+05	0.1746E+05	-0.4692E+05
3	2 3	0.1955E+05	-0.1545E+05	-0.3363E+05	-0.1955E+05	0.1545E+05	-0.4364E+05
4	2 4	0.4340E+05	0.1748E+05	0.3363E+05	-0.4340E+05	-0.1748E+05	0.1860E+05
5	3 4	0.3087E+04	-0.5654E+04	-0.1201E+05	-0.3087E+04	0.5654E+04	-0.1061E+05
6	3 5	-0.1058E+05	0.1220E+05	0.2784E+05	0.1058E+05	-0.1220E+05	0.8749E+04
7	3 6	-0.1582E+04	-0.2226E+04	0.1879E+03	0.1582E+04	0.2226E+04	-0.1132E+05
8	4 5	0.5942E+04	0.1406E+04	0.9799E+04	-0.5942E+04	-0.1406E+04	-0.2770E+04
9	4 6	0.1087E+05	0.1228E+05	0.2893E+05	-0.1087E+05	-0.1228E+05	0.7899E+04
10	5 6	0.3563E+04	-0.4091E+04	-0.8150E+04	-0.3563E+04	0.4091E+04	-0.8214E+04
11	5 7	-0.2887E+04	0.2978E+04	0.6416E+04	0.2887E+04	-0.2978E+04	0.2517E+04
12	5 8	0.6004E+03	-0.1903E+04	-0.4245E+04	-0.6004E+03	0.1903E+04	-0.5270E+04
13	6 7	0.3772E+04	0.7733E+03	0.3077E+04	-0.3772E+04	-0.7733E+03	0.7894E+03
14	6 8	0.2405E+04	0.5163E+04	0.8555E+04	-0.2405E+04	-0.5163E+04	0.6933E+04
15	7 8	0.3541E+04	-0.1243E+04	-0.3307E+04	-0.3541E+04	0.1243E+04	-0.1664E+04

(c) Use program PFRAME to model a truss

(Use PFRAME to model a Truss, i.e., MAKE $I \cong 0$).

NUMBER OF ELEMENTS = 15

NUMBER OF NODES = 8

NODE POINTS

K	IFIX	XC(K)	YC(K)	ZC(K)	FORCE(1,K)
1	1 1 0	0.000000	0.000000	0.000000	0.000000
2	1 1 0	4.000000	0.000000	0.000000	0.000000
3	0 0 0	0.000000	3.000000	0.000000	2000.000000
4	0 0 0	4.000000	3.000000	0.000000	0.000000
5	0 0 0	0.000000	6.000000	0.000000	2000.000000
6	0 0 0	4.000000	6.000000	0.000000	0.000000
7	0 0 0	0.000000	9.000000	0.000000	1000.000000
8	0 0 0	4.000000	9.000000	0.000000	0.000000

ELEMENTS

K	NODE(I,K)	E(K)	C(K)	A(K)	XI(K)
1	1 3	2.000000E+11	0.000000E+00	2.000000E-04	1.000000E-06
2	1 4	2.000000E+11	0.000000E+00	2.000000E-04	1.000000E-06
3	2 3	2.000000E+11	0.000000E+00	2.000000E-04	1.000000E-06
4	2 4	2.000000E+11	0.000000E+00	2.000000E-04	1.000000E-06

5	3	4	2.000000E+11	0.000000E+00	2.000000E-04	1.000000E-06
6	3	5	2.000000E+11	0.000000E+00	2.000000E-04	1.000000E-06
7	3	6	2.000000E+11	0.000000E+00	2.000000E-04	1.000000E-06
8	4	5	2.000000E+11	0.000000E+00	2.000000E-04	1.000000E-06
9	4	6	2.000000E+11	0.000000E+00	2.000000E-04	1.000000E-06
10	5	6	2.000000E+11	0.000000E+00	2.000000E-04	1.000000E-06
11	5	7	2.000000E+11	0.000000E+00	2.000000E-04	1.000000E-06
12	5	8	2.000000E+11	0.000000E+00	2.000000E-04	1.000000E-06
13	6	7	2.000000E+11	0.000000E+00	2.000000E-04	1.000000E-06
14	6	8	2.000000E+11	0.000000E+00	2.000000E-04	1.000000E-06
15	7	8	2.000000E+11	0.000000E+00	2.000000E-04	1.000000E-06

NODE	DISPLACEMENTS		Z-ROTATION
	X	Y	THETA
1	0.00000E+00	0.00000E+00	-0.21033E-02
2	0.00000E+00	0.00000E+00	-0.19714E-02
3	0.79234E-02	0.37278E-02	-0.23957E-02
4	0.73056E-02	-0.35821E-02	-0.23447E-02
5	0.17337E-01	0.52713E-02	-0.28898E-02
6	0.16772E-01	-0.48468E-02	-0.29231E-02
7	0.25985E-01	0.56570E-02	-0.27580E-02
8	0.25670E-01	-0.50248E-02	-0.27544E-02

ELEMENTS

K	NODE (I,K)	X-FORCE	Y-FORCE at 1 st node	Z-MOMENT	X-FORCE	Y-FORCE at 2 nd node	Z-MOMENT
1	1 3	-0.4970E+05	0.1044E+03	0.1762E+03	0.4970E+05	-0.1044E+03	0.1372E+03
2	1 4	-0.2956E+05	-0.7432E+02	-0.1762E+03	0.2956E+05	-0.7432E+02	-0.1955E+03
3	2 3	0.3282E+05	-0.6108E+02	-0.1357E+03	-0.3282E+05	0.6108E+02	-0.1697E+03
4	2 4	0.4776E+05	0.7391E+02	0.1357E+03	-0.4776E+05	-0.7391E+02	0.8597E+02
5	3 4	0.6178E+04	-0.8141E+02	-0.1654E+03	-0.6178E+04	0.8141E+02	-0.1603E+03
6	3 5	-0.2058E+05	0.1320E+03	0.2309E+03	0.2058E+05	-0.1320E+03	0.1650E+03
7	3 6	-0.1548E+05	-0.2166E+02	-0.3305E+02	0.1548E+05	0.2166E+02	-0.7524E+02
8	4 5	0.2170E+05	0.2894E+00	0.2253E+02	-0.2170E+05	-0.2894E+00	-0.2108E+02
9	4 6	0.1686E+05	0.1391E+03	0.2472E+03	-0.1686E+05	-0.1391E+03	0.1701E+03
10	5 6	0.5641E+04	-0.5654E+02	-0.1114E+03	-0.5641E+04	0.5654E+02	-0.1148E+03
11	5 7	-0.5143E+04	0.1572E+02	0.1480E+02	0.5143E+04	-0.1572E+02	0.3237E+02
12	5 8	-0.3912E+04	-0.1677E+02	-0.4735E+02	0.3912E+04	0.1677E+02	-0.3652E+02
13	6 7	0.8543E+04	-0.5227E+01	-0.1967E+02	-0.8543E+04	0.5227E+01	-0.6461E+01
14	6 8	0.2373E+04	0.3387E+02	0.3956E+02	-0.2373E+04	-0.3387E+02	0.6206E+02
15	7 8	0.3153E+04	-0.1286E+02	-0.2591E+02	-0.3153E+04	0.1286E+02	-0.2554E+02

Comparison of TRUSS, PFRAME and modeling a truss using PFRAME

	DISPLACEMENTS			
	u_5	v_5	u_7	v_7
TRUSS	0.01738	0.005276	0.02603	0.005662
PFRAME	0.011556	0.004023	0.018021	0.0042395
Truss using PFRAME	0.017337	0.0052713	0.025985	0.005657

Note: Global displacements in meters

	FORCES					
	ELEMENT 1		ELEMENT 2		ELEMENT 3	
	f_{1x}	f_{1y}	f_{1x}	f_{1y}	f_{2x}	f_{2y}
Truss	-49728	0	-29618	0	32882	0
PFRAME	-43060	22670	-17450	-17460	19550	-15450
Truss using PFRAME	-49700	104.4	-29560	-74.32	32820	-61.00

Note 1: From equilibrium, only forces for one node of an element are shown

Note 2: All forces are in local element coordinates and in Newtons.

5.40

For the two-story, two-bay rigid frame shown, determine (1) the nodal displacement components and (2) the shear force and bending moments in each member. Let $E = 200 \text{ GPa}$, $I = 2 \times 10^{-4} \text{ m}^4$ for each horizontal member and $I = 1.5 \times 10^{-4} \text{ m}^4$ for each vertical member.

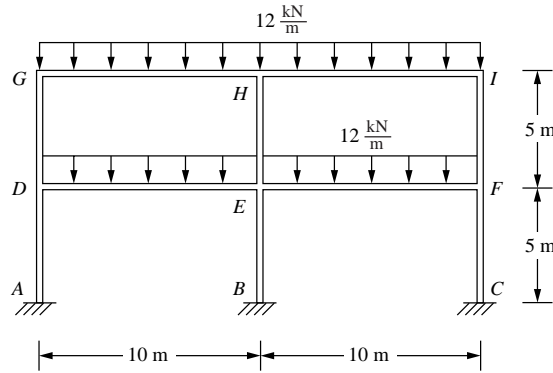


Figure P5-40

Displacements/Rotations (degrees) of nodes

NODE number	X-translation	Y-translation	Z-translation	X-rotation	Y-rotation	Z-rotation
1	0.0000E+00	0.0000E+00	0.0000E+00	0.0000E+00	0.0000E+00	0.0000E+00
2	0.0000E+00	0.0000E+00	0.0000E+00	0.0000E+00	0.0000E+00	0.0000E+00
3	0.0000E+00	0.0000E+00	0.0000E+00	0.0000E+00	0.0000E+00	0.0000E+00
4	-7.2482E-04	-1.4007E-06	0.0000E+00	0.0000E+00	0.0000E+00	1.6616E-02
5	0.0000E+00	-3.1986E-06	0.0000E+00	0.0000E+00	0.0000E+00	0.0000E+00
6	7.2482E-04	-1.4007E-06	0.0000E+00	0.0000E+00	0.0000E+00	-1.6616E-02
7	-7.7467E-07	-2.8014E-06	0.0000E+00	0.0000E+00	0.0000E+00	-6.6411E-02
8	-3.8733E-07	-9.2660E-03	0.0000E+00	0.0000E+00	0.0000E+00	1.6572E-02
9	0.0000E+00	-6.3972E-06	0.0000E+00	0.0000E+00	0.0000E+00	0.0000E+00
10	3.8733E-07	-9.2660E-03	0.0000E+00	0.0000E+00	0.0000E+00	-1.6572E-02
11	7.7467E-07	-2.8014E-06	0.0000E+00	0.0000E+00	0.0000E+00	6.6411E-02
12	-6.2096E-04	-3.4868E-06	0.0000E+00	0.0000E+00	0.0000E+00	4.7408E-02
13	0.0000E+00	-8.0263E-06	0.0000E+00	0.0000E+00	0.0000E+00	0.0000E+00
14	6.2096E-04	-3.4868E-06	0.0000E+00	0.0000E+00	0.0000E+00	-4.7408E-02
15	1.1921E-06	-4.1723E-06	0.0000E+00	0.0000E+00	0.0000E+00	-1.2336E-01
16	5.9603E-07	-1.0511E-02	0.0000E+00	0.0000E+00	0.0000E+00	3.0792E-02
17	0.0000E+00	-9.6555E-06	0.0000E+00	0.0000E+00	0.0000E+00	0.0000E+00
18	-5.9603E-07	-1.0511E-02	0.0000E+00	0.0000E+00	0.0000E+00	-3.0792E-02
19	-1.1921E-06	-4.1723E-06	0.0000E+00	0.0000E+00	0.0000E+00	1.2336E-01

1 **** BEAM ELEMENT FORCES AND MOMENTS

ELEMENT NO.	CASE (MODE)	AXIAL FORCE	SHEAR FORCE	SHEAR FORCE	TORSION MOMENT	BENDING MOMENT	BENDING MOMENT
		R_1	R_2	R_3	M_1	M_2	M_3
1	1	-1.121E+05	8.348E+03	0.000E+00	0.000E+00	0.000E+00	1.391E+04
		-1.121E+05	8.348E+03	0.000E+00	0.000E+00	0.000E+00	-6.955E+03
2	1	-2.559E+05	0.000E+00	0.000E+00	0.000E+00	0.000E+00	0.000E+00
		-2.559E+05	0.000E+00	0.000E+00	0.000E+00	0.000E+00	0.000E+00
3	1	-1.121E+05	-8.348E+03	0.000E+00	0.000E+00	0.000E+00	-1.391E+04
		-1.121E+05	-8.348E+03	0.000E+00	0.000E+00	0.000E+00	6.955E+03
4	1	-1.121E+05	8.348E+03	0.000E+00	0.000E+00	0.000E+00	-6.955E+03

		-1.121E+05	8.348E+03	0.000E+00	0.000E+00	0.000E+00	0.000E+00	-2.782E+04
5	1	-2.559E+05	0.000E+00	0.000E+00	0.000E+00	0.000E+00	0.000E+00	0.000E+00
		-2.559E+05	0.000E+00	0.000E+00	0.000E+00	0.000E+00	0.000E+00	0.000E+00
6	1	-1.121E+05	-8.348E+03	0.000E+00	0.000E+00	0.000E+00	0.000E+00	6.955E+03
		-1.121E+05	-8.348E+03	0.000E+00	0.000E+00	0.000E+00	0.000E+00	2.782E+04
7.	1	-5.484E+04	2.384E+04	0.000E+00	0.000E+00	0.000E+00	0.000E+00	5.364E+04
		-5.484E+04	2.384E+04	0.000E+00	0.000E+00	0.000E+00	0.000E+00	-5.963E+03
8	1	-1.303E+05	0.000E+00	0.000E+00	0.000E+00	0.000E+00	0.000E+00	0.000E+00
		-1.303E+05	0.000E+00	0.000E+00	0.000E+00	0.000E+00	0.000E+00	0.000E+00
9	1	-5.484E+04	-2.384E+04	0.000E+00	0.000E+00	0.000E+00	0.000E+00	-5.364E+04
		-5.484E+04	-2.384E+04	0.000E+00	0.000E+00	0.000E+00	0.000E+00	5.963E+04
10	1	-5.484E+04	2.384E+04	0.000E+00	0.000E+00	0.000E+00	0.000E+00	-5.963E+03
		-5.484E+04	2.384E+04	0.000E+00	0.000E+00	0.000E+00	0.000E+00	-6.557E+04
11	1	-1.303E+05	0.000E+00	0.000E+00	0.000E+00	0.000E+00	0.000E+00	0.000E+00
		-1.303E+05	0.000E+00	0.000E+00	0.000E+00	0.000E+00	0.000E+00	0.000E+00
12	1	-5.484E+04	-2.384E+04	0.000E+00	0.000E+00	0.000E+00	0.000E+00	5.963E+03
		-5.484E+04	-2.384E+04	0.000E+00	0.000E+00	0.000E+00	0.000E+00	6.557E+04

5.41 For the two-story, three-bay rigid frame shown, determine (1) the nodal displacements and (2) the member end shear forces and bending moments. (3) Draw the shear force and bending moment diagrams for each member. Let $E = 200$ GPa, $I = 1.29 \times 10^{-4} \text{ m}^4$ for the beams and $I = 0.462 \times 10^{-4} \text{ m}^4$ for the columns. The properties for I correspond to a W 610×155 and a W 410×114 wide-flange section, respectively, in metric units.

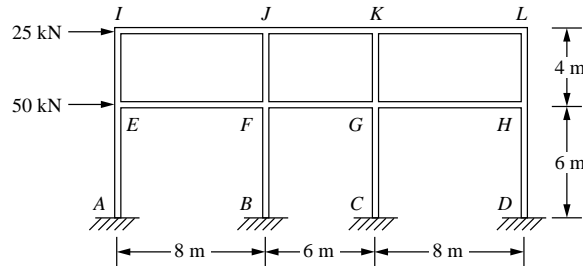


Figure P5-41

1**** BEAM ELEMENT FORCES AND MOMENTS

ELEMENT NO.	CASE (MODE)	AXIAL FORCE	SHEAR FORCE	SHEAR FORCE	TORSION MOMENT	BENDING MOMENT	BENDING MOMENT
		R_1	R_2	R_3	M_1	M_2	M_3
1	1	1.347E+04	-1.750E+04	0.000E+00	0.000E+00	0.000E+00	-5.719E+04
		1.347E+04	-1.750E+04	0.000E+00	0.000E+00	0.000E+00	-4.685E+03
2	1	2.471E+03	-2.000E+04	0.000E+00	0.000E+00	0.000E+00	-6.219E+04
		2.471E+03	-2.000E+04	0.000E+00	0.000E+00	0.000E+00	-2.184E+03
3	1	-2.470E+03	-2.000E+04	0.000E+00	0.000E+00	0.000E+00	-6.218E+04
		-2.470E+03	-2.000E+04	0.000E+00	0.000E+00	0.000E+00	-2.184E+03
4	1	-1.347E+04	-1.750E+04	0.000E+00	0.000E+00	0.000E+00	-5.718E+04
		-1.347E+04	-1.750E+04	0.000E+00	0.000E+00	0.000E+00	-4.685E+03
5	1	1.347E+04	-1.750E+04	0.000E+00	0.000E+00	0.000E+00	-4.685E+03
		1.347E+04	-1.750E+04	0.000E+00	0.000E+00	0.000E+00	4.782E+04
6	1	2.471E+03	-2.000E+04	0.000E+00	0.000E+00	0.000E+00	-2.184E+03
		2.471E+03	-2.000E+04	0.000E+00	0.000E+00	0.000E+00	5.782E+04
7	1	-2.470E+03	-2.000E+04	0.000E+00	0.000E+00	0.000E+00	-2.184E+03
		-2.470E+03	-2.000E+04	0.000E+00	0.000E+00	0.000E+00	5.782E+04
8	1	-1.347E+04	-1.750E+04	0.000E+00	0.000E+00	0.000E+00	-4.685E+03
		-1.347E+04	-1.750E+04	0.000E+00	0.000E+00	0.000E+00	4.781E+04
9	1	2.686E+03	-3.022E+03	0.000E+00	0.000E+00	0.000E+00	-5.747E+02
		2.686E+03	-3.022E+03	0.000E+00	0.000E+00	0.000E+00	5.469E+03
10	1	1.063E+03	-9.477E+03	0.000E+00	0.000E+00	0.000E+00	-1.668E+04
		1.063E+03	-9.477E+03	0.000E+00	0.000E+00	0.000E+00	2.269E+03

11	1	-1.063E+03	-9.478E+03	0.000E+00	0.000E+00	0.000E+00	-1.669E+04
		-1.063E+03	-9.478E+03	0.000E+00	0.000E+00	0.000E+00	2.269E+03
12	1	-2.686E+03	-3.024E+03	0.000E+00	0.000E+00	0.000E+00	-5.786E+02
		-2.686E+03	-3.024E+03	0.000E+00	0.000E+00	0.000E+00	5.469E+03
13	1	2.686E+03	-3.022E+03	0.000E+00	0.000E+00	0.000E+00	5.469E+03
		2.686E+03	-3.022E+03	0.000E+00	0.000E+00	0.000E+00	1.151E+04
14	1	1.063E+03	-9.477E+03	0.000E+00	0.000E+00	0.000E+00	2.269E+03
		1.063E+03	-9.477E+03	0.000E+00	0.000E+00	0.000E+00	2.122E+04
15	1	-1.063E+03	-9.478E+03	0.000E+00	0.000E+00	0.000E+00	2.269E+03
		-1.063E+03	-9.478E+03	0.000E+00	0.000E+00	0.000E+00	2.122E+04
16	1	-2.686E+03	-3.024E+03	0.000E+00	0.000E+00	0.000E+00	5.469E+03
		-2.686E+03	-3.024E+03	0.000E+00	0.000E+00	0.000E+00	1.152E+04

5.42 For the rigid frame shown, determine (1) the nodal displacements and rotations and (2) the member shear forces and bending moments. Let $E = 200 \text{ GPa}$, $I = 0.795 \times 10^{-4} \text{ m}^4$ for the horizontal members and $I = 0.316 \times 10^{-4} \text{ m}^4$ for the vertical members. These I values correspond to a W 460 \times 158 and a W 410 \times 85 wide-flange section, respectively.

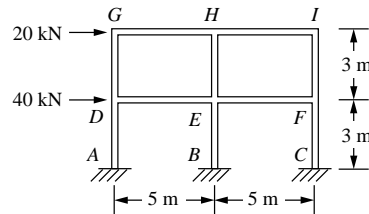


Figure P5-42

Displacements/Rotations (degrees) of nodes

NODE number	X-translation	Y-translation	Z-translation	X-rotation	Y-rotation	Z-rotation
1	0.0000E+00	0.0000E+00	0.0000E+00	0.0000E+00	0.0000E+00	0.0000E+00
2	7.8454E-04	8.2939E-06	0.0000E+00	0.0000E+00	0.0000E+00	-1.5312E-02
3	1.5075E-03	1.1468E-05	0.0000E+00	0.0000E+00	0.0000E+00	-9.6245E-03
4	0.0000E+00	0.0000E+00	0.0000E+00	0.0000E+00	0.0000E+00	0.0000E+00
5	7.3108E-04	2.5665E-08	0.0000E+00	0.0000E+00	0.0000E+00	-1.2692E-02
6	1.4698E-03	1.8869E-07	0.0000E+00	0.0000E+00	0.0000E+00	-7.8815E-03
7	0.0000E+00	0.0000E+00	0.0000E+00	0.0000E+00	0.0000E+00	0.0000E+00
8	7.0278E-04	-8.3195E-06	0.0000E+00	0.0000E+00	0.0000E+00	-1.4567E-02
9	1.4574E-03	-1.1657E-05	0.0000E+00	0.0000E+00	0.0000E+00	-1.0523E-02
10	0.0000E+00	0.0000E+00	0.0000E+00	0.0000E+00	0.0000E+00	0.0000E+00
11	0.0000E+00	0.0000E+00	0.0000E+00	0.0000E+00	0.0000E+00	0.0000E+00
12	0.0000E+00	0.0000E+00	0.0000E+00	0.0000E+00	0.0000E+00	0.0000E+00
13	0.0000E+00	0.0000E+00	0.0000E+00	0.0000E+00	0.0000E+00	0.0000E+00
14	0.0000E+00	0.0000E+00	0.0000E+00	0.0000E+00	0.0000E+00	0.0000E+00
15	0.0000E+00	0.0000E+00	0.0000E+00	0.0000E+00	0.0000E+00	0.0000E+00

ELEMENT NO.	CASE (MODE)	AXIAL FORCE R_1	SHEAR FORCE R_2	SHEAR FORCE R_3	TORSION MOMENT M_1	BENDING MOMENT M_2	BENDING MOMENT M_3
Columns							
1	1	1.106E+04	-2.085E+04	0.000E+00	0.000E+00	0.000E+00	-4.540E+04
		1.106E+04	-2.085E+04	0.000E+00	0.000E+00	0.000E+00	1.716E+04
2	1	4.232E+03	-3.811E+03	0.000E+00	0.000E+00	0.000E+00	-4.719E+02
		4.232E+03	-3.811E+03	0.000E+00	0.000E+00	0.000E+00	1.096E+04
3	1	3.422E+01	-2.168E+04	0.000E+00	0.000E+00	0.000E+00	-4.422E+04
		3.422E+01	-2.168E+04	0.000E+00	0.000E+00	0.000E+00	2.081E+04

4	1	2.174E+02	-1.088E+04	0.000E+00	0.000E+00	0.000E+00	-1.188E+04
		2.174E+02	-1.088E+04	0.000E+00	0.000E+00	0.000E+00	2.075E+04
5	1	-1.109E+04	-1.747E+04	0.000E+00	0.000E+00	0.000E+00	-3.964E+04
		-1.109E+04	-1.747E+04	0.000E+00	0.000E+00	0.000E+00	1.277E+04
6	1	-4.450E+03	-5.314E+03	0.000E+00	0.000E+00	0.000E+00	-4.242E+03
		-4.450E+03	-5.314E+03	0.000E+00	0.000E+00	0.000E+00	1.170E+04
ELEMENT NO.	CASE (MODE)	AXIAL FORCE R ₁	SHEAR FORCE R ₂	SHEAR FORCE R ₃	TORSION MOMENT M ₁	BENDING MOMENT M ₂	BENDING MOMENT M ₃
Beams							
1	1	-1.619E+04	4.232E+03	0.000E+00	0.000E+00	0.000E+00	1.096E+04
		-1.619E+04	4.232E+03	0.000E+00	0.000E+00	0.000E+00	-1.020E+04
2	1	-5.314E+03	4.450E+03	0.000E+00	0.000E+00	0.000E+00	1.055E+04
		-5.314E+03	4.450E+03	0.000E+00	0.000E+00	0.000E+00	-1.170E+04
3	1	-2.296E+04	6.825E+03	0.000E+00	0.000E+00	0.000E+00	1.763E+04
		-2.296E+04	6.825E+03	0.000E+00	0.000E+00	0.000E+00	-1.649E+04
4	1	-1.216E+04	6.642E+03	0.000E+00	0.000E+00	0.000E+00	1.620E+04
		-1.216E+04	6.642E+03	0.000E+00	0.000E+00	0.000E+00	-1.701E+04

5.43 For the rigid frame shown, determine (1) the nodal displacements and rotations and (2) the shear force and bending moments in each member. Let $E = 29 \times 10^6$ psi, $I = 3100$ in.⁴ for the horizontal members and $I = 1110$ in.⁴ for the vertical members. The I values correspond to a W 24 \times 104 and a W 16 \times 77.

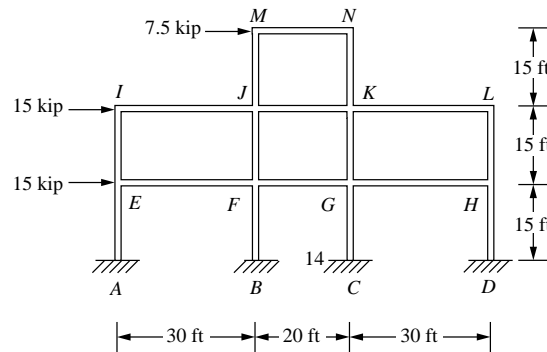


Figure P5-43

Displacements/Rotations (degrees) of nodes

NODE number	X-translation	Y-translation	Z-translation	X-rotation	Y-rotation	Z-rotation
1	0.0000E+00	0.0000E+00	0.0000E+00	0.0000E+00	0.0000E+00	0.0000E+00
2	1.8762E-03	1.4645E-04	0.0000E+00	0.0000E+00	0.0000E+00	-1.5869E-03
3	3.0993E-03	2.1717E-04	0.0000E+00	0.0000E+00	0.0000E+00	-1.4409E-03
4	0.0000E+00	0.0000E+00	0.0000E+00	0.0000E+00	0.0000E+00	0.0000E+00
5	1.5614E-03	3.5423E-05	0.0000E+00	0.0000E+00	0.0000E+00	-1.3154E-03
6	2.7811E-03	7.7093E-05	0.0000E+00	0.0000E+00	0.0000E+00	-1.4087E-03
7	3.6829E-03	1.2865E-04	0.0000E+00	0.0000E+00	0.0000E+00	-1.5467E-03
8	0.0000E+00	0.0000E+00	0.0000E+00	0.0000E+00	0.0000E+00	0.0000E+00
9	1.4331E-03	-4.4935E-05	0.0000E+00	0.0000E+00	0.0000E+00	-1.2573E-03
10	2.6228E-03	-8.8701E-05	0.0000E+00	0.0000E+00	0.0000E+00	-1.3909E-03
11	3.5926E-03	-1.4025E-04	0.0000E+00	0.0000E+00	0.0000E+00	-1.5614E-03
12	0.0000E+00	0.0000E+00	0.0000E+00	0.0000E+00	0.0000E+00	0.0000E+00
13	1.3394E-03	-1.3694E-04	0.0000E+00	0.0000E+00	0.0000E+00	-1.3297E-03
14	2.4458E-03	-2.0556E-04	0.0000E+00	0.0000E+00	0.0000E+00	-1.3014E-03
15	0.0000E+00	0.0000E+00	0.0000E+00	0.0000E+00	0.0000E+00	0.0000E+00
16	0.0000E+00	0.0000E+00	0.0000E+00	0.0000E+00	0.0000E+00	0.0000E+00
17	0.0000E+00	0.0000E+00	0.0000E+00	0.0000E+00	0.0000E+00	0.0000E+00
18	0.0000E+00	0.0000E+00	0.0000E+00	0.0000E+00	0.0000E+00	0.0000E+00

19	0.0000E+00	0.0000E+00	0.0000E+00	0.0000E+00	0.0000E+00	0.0000E+00
20	0.0000E+00	0.0000E+00	0.0000E+00	0.0000E+00	0.0000E+00	0.0000E+00

1 **** BEAM ELEMENT FORCES AND MOMENTS

ELEMENT NO.	CASE (MODE)	AXIAL FORCE	SHEAR FORCE	SHEAR FORCE	TORSION MOMENT	BENDING MOMENT	BENDING MOMENT
		R ₁	R ₂	R ₃	M ₁	M ₂	M ₃
Columns							
1	1	6.363E+03	-1.139E+04	0.000E+00	0.000E+00	0.000E+00	-1.444E+05
		6.363E+03	-1.139E+04	0.000E+00	0.000E+00	0.000E+00	2.653E+04
2	1	3.073E+03	-5.646E+03	0.000E+00	0.000E+00	0.000E+00	-3.692E+04
		3.073E+03	-5.646E+03	0.000E+00	0.000E+00	0.000E+00	4.777E+04
3	1	1.539E+03	-9.487E+03	0.000E+00	0.000E+00	0.000E+00	-1.200E+05
		1.539E+03	-9.487E+03	0.000E+00	0.000E+00	0.000E+00	2.231E+04
4	1	1.810E+03	-5.894E+03	0.000E+00	0.000E+00	0.000E+00	-4.766E+04
		1.810E+03	-5.894E+03	0.000E+00	0.000E+00	0.000E+00	4.074E+04
5	1	2.240E+03	-3.517E+03	0.000E+00	0.000E+00	0.000E+00	-3.150E+04
		2.240E+03	-3.517E+03	0.000E+00	0.000E+00	0.000E+00	2.125E+04
6	1	-1.952E+03	-8.662E+03	0.000E+00	0.000E+00	0.000E+00	-1.117E+05
		-1.952E+03	-8.662E+03	0.000E+00	0.000E+00	0.000E+00	1.828E+04
7	1	-1.902E+03	-5.757E+03	0.000E+00	0.000E+00	0.000E+00	-4.814E+04
		-1.902E+03	-5.757E+03	0.000E+00	0.000E+00	0.000E+00	3.822E+04
8	1	-2.240E+03	-3.983E+03	0.000E+00	0.000E+00	0.000E+00	-3.620E+04
		-2.240E+03	-3.983E+03	0.000E+00	0.000E+00	0.000E+00	2.355E+04
9	1	-5.950E+03	-7.958E+03	0.000E+00	0.000E+00	0.000E+00	-1.091E+05
		-5.950E+03	-7.958E+03	0.000E+00	0.000E+00	0.000E+00	1.031E+04
10	1	-2.982E+03	-5.203E+03	0.000E+00	0.000E+00	0.000E+00	-3.797E+04
		-2.982E+03	-5.203E+03	0.000E+00	0.000E+00	0.000E+00	4.008E+04

5.44 A structure is fabricated by welding together three lengths of I-shaped members as shown in Figure P5-44. The yield strength of the members is 36 ksi, $E = 29 \times 10^6$ psi, and Poisson's ratio is 0.3. The members all have cross-section properties corresponding to a W 18 \times 76. That is, $A = 22.3 \text{ in.}^2$, depth of section is $d = 18.21 \text{ in.}$, $I_x = 1330 \text{ in.}^4$, $S_x = 146 \text{ in.}^3$, $I_y = 152 \text{ in.}^4$, and $S_y = 27.6 \text{ in.}^3$. Determine whether a load of $Q = 10,000 \text{ lb}$ downward is safe against general yielding of the material. The factor of safety against general yielding is to be 2.0. Also, determine the maximum vertical and horizontal deflections of the structure.

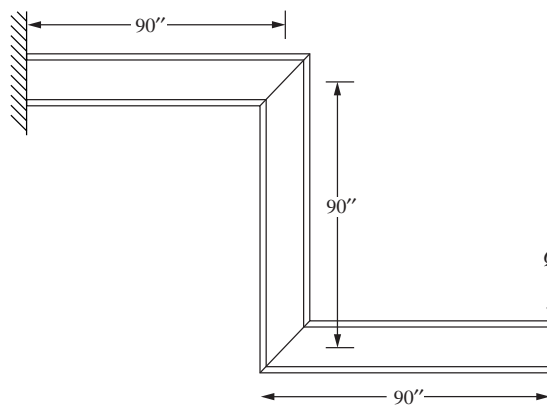



Figure P5-44

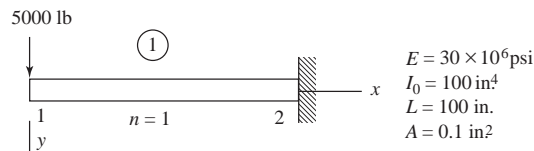


$$\sigma_{\max} = 12,329 \text{ psi} < \frac{36000}{2} = 18,000 \text{ psi}$$

∴ Safe against yielding

5.45

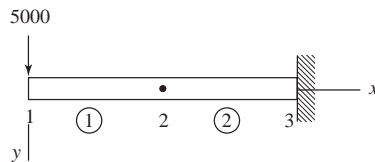
Tapered beam using 1 element



$$I(x) = I_0 \left(1 + n \frac{x}{L} \right) = 100 \left(1 + \frac{x}{100} \right) = 100 + x$$

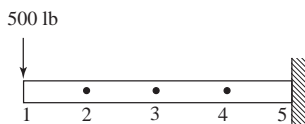
$$I\left(\frac{L}{2}\right) = 150 \text{ in}^4$$

Tapered beam using 2 elements



$$I_{1-2} \left(\frac{L}{4} \right) = 125 \text{ in}^4; I_{2-3} = \left(\frac{3L}{4} \right) = 175 \text{ in}^4$$

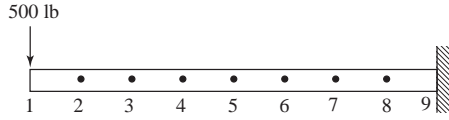
Tapered beam using 4 elements



$$I_{1-2} \left(\frac{L}{8} \right) = 112.5 \text{ in.}^4; I_{2-3} \left(\frac{3L}{8} \right) = 137.5 \text{ in.}^4; I_{3-4} \left(\frac{5L}{8} \right) = 162.5 \text{ in.}^4$$

$$I_{4-5} = \left(\frac{7L}{8} \right) = 187.5 \text{ in.}^4$$

Tapered beam using 8 elements



$$I_{1-2} \left(\frac{L}{16} \right) = 106.25 \qquad I_{2-3} \left(\frac{3L}{16} \right) = 118.75$$

$$I_{3-4} \left(\frac{5L}{16} \right) = 131.25 \qquad I_{4-5} \left(\frac{7L}{16} \right) = 143.75$$

$$I_{5-6} \left(\frac{9L}{16} \right) = 156.25 \qquad I_{6-7} \left(\frac{11L}{16} \right) = 168.75$$

$$I_{7-8} \left(\frac{13L}{16} \right) = 181.25 \qquad I_{8-9} \left(\frac{15L}{16} \right) = 193.75$$

Analytical solution

$$v = \frac{Pl^2}{n^2 EI_0} \left[\left(\frac{n}{2l} x^2 + 2x + \frac{l}{n} \right) - \frac{1}{n} \left(1 + \frac{n}{l} x \right) \ln \left(1 + \frac{n}{l} x \right) \right] + Ax + B$$

$$A = \frac{Pl^2}{n^2 EI_0} [\ln(1+n) - (1+n)]$$

$$B = \frac{Pl^3}{n^2 EI_0} \left[\frac{1}{n} \ln(1+n) + \frac{n}{2} - 1 - \frac{1}{n} \right]$$

$$x = 0, n = 1, P = 500, L = 100, E = 30 \times 10^6, I_0 = 100$$

$$A = \frac{(500)(100 \text{ in.})^2}{(1)^2 (30 \times 10^6)(100 \text{ in.}^4)} [\ln(2) - 2]$$

$$= -2.1781 \times 10^{-3}$$

$$B = \frac{500(100 \text{ in.})^3}{(1)^2 (30 \times 10^6)(100 \text{ in.}^4)} \left[\ln(2) + \frac{1}{2} - 1 - 1 \right]$$

$$= -1.3448 \times 10^{-1}$$

$$v = \frac{500(100 \text{ in.})^2}{(1)^2 (30 \times 10^6)(100 \text{ in.})} \left[\left(\frac{100 \text{ in.}}{1} \right) \right] - 1.3448 \times 10^{-1}$$

$$= 0.032187 \text{ in.}$$

PROBLEM 2 USING 1 ELEMENT--

NUMBER OF ELEMENTS = 1

NUMBER OF NODES = 2

NODE POINTS

K	IFIX	XC(K)	YC(K)	ZC(K)	FORCE(1,K)	FORCE(2,K)	FORCE(3,K)
1	0 0 0	0.000000	0.000000	0.000000	0.000000	500.000000	0.000000
2	1 1 1	100.000000	0.000000	0.000000	0.000000	0.000000	0.000000

ELEMENTS

K	NODE(I,K)	E(K)	G(K)	A(K)	XI(K)
1	1 2	3,0000000E+07	1.0000000E+00	1.0000000E-01	1.5000000E+02

NODE	DISPLACEMENTS		Z-ROTATION
	X	Y	THETA
1	0.00000E+00	0.37037E-01	-0.55556E-03
2	0.00000E+00	0.00000E+00	0.00000E+00

ELEMENTS

K	NODE(I,K)	X-FORCE	Y-FORCE	Z-MOMENT	X-FORCE	Y-FORCE	Z-MOMENT
1	1 2	0.0000E+00	0.5000E+03	0.2434E-03	0.0000E+00	-0.5000E+03	0.5000E+05

PROBLEM 2 USING 2 ELEMENTS--

NUMBER OF ELEMENTS = 2

NUMBER OF NODES = 3

NODE POINTS

K	IFIX	XC(K)	YC(K)	ZC(K)	FORCE(1,K)	FORCE(2,K)	FORCE(3,K)
1	0 0 0	0.000000	0.000000	0.000000	0.000000	500.000000	0.000000
2	0 0 0	50.000000	0.000000	0.000000	0.000000	0.000000	0.000000
3	1 1 1	100.000000	0.000000	0.000000	0.000000	0.000000	0.000000

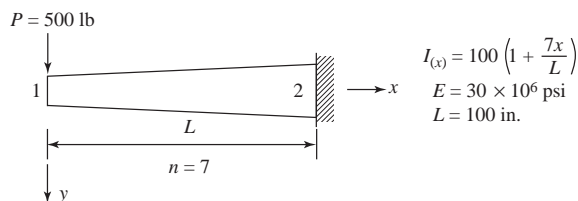
ELEMENTS

K	NODE(I,K)	E(K)	G(K)	A(K)	XI(K)
1	1 2	3.0000000E+07	1.0000000E+00	1.0000000E-01	1.2500000E+02
2	2 3	3.0000000E+07	1.0000000E+00	1.0000000E-01	1.7500000E+02

NODE	DISPLACEMENTS		Z-ROTATION
	X	Y	THETA
1	0.00000E+00	0.33333E-01	-0.52381E-03
2	0.00000E+00	0.99206E-02	-0.35714E-03
3	0.00000E+00	0.00000E+00	0.00000E+00

ELEMENTS

K	NODE (I,K)	X-FORCE	Y-FORCE	Z-MOMENT	X-FORCE	Y-FORCE	Z-MOMENT
1	1 2	0.0000E+00	0.5000E+03	0.6515E-02	0.0000E+00	-0.5000E+03	0.2500E+05
2	2 3	0.0000E+00	0.5000E+03	-0.2500E+05	0.0000E+00	-0.5000E+03	0.5000E+05



For 1 element

$$I_1 = 100 \left(1 + \frac{7}{2} \right) = 450 \text{ in.}^4$$

For 2 elements

$$I_1 = 100 \left(\frac{11}{4} \right) = 275 \text{ in.}^4$$

$$I_2 = 100 \left(\frac{25}{4} \right) = 625 \text{ in.}^4$$

For 4 elements

$$I_1 = 100 \left(\frac{15}{8} \right) = 187.5 \text{ in.}^4$$

$$I_2 = 100 \left(\frac{29}{8} \right) = 362.5 \text{ in.}^4$$

$$I_3 = 100 \left(\frac{43}{8} \right) = 537.5 \text{ in.}^4$$

$$I_4 = 100 \left(\frac{57}{8} \right) = 712.5 \text{ in.}^4$$

For 8 elements

$$I_1 = 100 \left(\frac{23}{16} \right) = 143.75 \text{ in.}^4$$

$$I_2 = 100 \left(\frac{37}{16} \right) = 231.25 \text{ in.}^4$$

$$I_3 = 100 \left(\frac{51}{16} \right) = 318.75 \text{ in.}^4$$

$$I_4 = 100 \left(\frac{65}{16} \right) = 406.25 \text{ in.}^4$$

$$I_5 = 100 \left(\frac{79}{16} \right) = 493.75 \text{ in.}^4$$

$$I_6 = 100 \left(\frac{93}{16} \right) = 581.25 \text{ in.}^4$$

$$I_7 = 100 \left(\frac{107}{16} \right) = 668.75 \text{ in.}^4$$

$$I_8 = 100 \left(\frac{121}{16} \right) = 756.25 \text{ in.}^4$$

The analytical solution is

$$v_{\max} = y_{\max} = \frac{1}{17.55} \frac{(500)(100)^3}{(30 \times 10^6)(100)} = 0.0095 \text{ in.}$$

		y_{\max}
		FEM {
1 element	0.0123 in.	
2 elements	0.0103 in.	
4 elements	0.0097 in.	
8 elements	0.0096 in.	

NUMBER OF ELEMENTS = 1

NUMBER OF NODES = 2

NODE POINTS

K	IFIK	XC(K)	YC(K)	ZC(K)	FORCE(1,K)	FORCE(2,K)	FORCE(3,K)
1	0 0 0	0.000000	0.000000	0.000000	0.000000	500.000000	0.000000
2	1 1 1	100.000000	0.000000	0.000000	0.000000	0.000000	0.000000

ELEMENTS

K	NODE(I,K)	E(K)	G(K)	A(K)	XI(K)
1	1 2	3.000000E+07	0.000000E+00	1.000000E-01	4.500000E+02

NODE	DISPLACEMENTS		Z-ROTATION
	X	Y	THETA
1	0.00000E+00	0.12346E-01	-0.18519E-03
2	0.00000E+00	0.00000E+00	0.00000E+00

ELEMENTS

K	NODE(I,K)	X-FORCE	Y-FORCE	Z-MOMENT	X-FORCE	Y-FORCE	Z-MOMENT
1	1 2	0.0000E+00	0.5000E+03	-0.7706E-02	0.0000E+00	-0.5000E+03	0.5000E+05

NUMBER OF ELEMENTS = 4

NUMBER OF NODES = 5

NODE POINTS

K	IFIX	XC(K)	YC(K)	ZC(K)	FORCE(1,K)	FORCE(2,K)	FORCE(3,K)
1	0 0 0	0.000000	0.000000	0.000000	0.000000	500.000000	0.000000
2	0 0 0	25.000000	0.000000	0.000000	0.000000	0.000000	0.000000
3	0 0 0	50.000000	0.000000	0.000000	0.000000	0.000000	0.000000
4	0 0 0	75.000000	0.000000	0.000000	0.000000	0.000000	0.000000
5	1 1 1	100.000000	0.000000	0.000000	0.000000	0.000000	0.000000

ELEMENTS

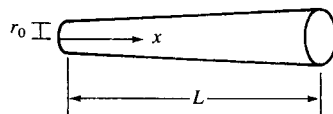
K	NODE(I,K)	E(K)	G(K)	A(K)	XI(K)
1	1 2	3.000000E+07	0.000000E+00	1.000000E-01	1.875000E+02
2	2 3	3.000000E+07	0.000000E+00	1.000000E-01	3.625000E+02
3	3 4	3.000000E+07	0.000000E+00	1.000000E-01	5.375000E+02
4	4 5	3.000000E+07	0.000000E+00	1.000000E-01	7.125000E+02

NODE	DISPLACEMENTS		Z-ROTATION
	X	Y	THETA
1	0.00000E+00	0.97156E-02	-0.17050E-03
2	0.00000E+00	0.56845E-02	-0.14272E-03
3	0.00000E+00	0.25953E-02	-0.99620E-04
4	0.00000E+00	0.67008E-03	-0.51170E-04
5	0.00000E+00	0.00000E+00	0.00000E+00

ELEMENTS

K	NODE (I,K)	X-FORCE	Y-FORCE	Z-MOMENT	X-FORCE	Y-FORCE	Z-MOMENT
1	1 2	0.0000E+00	0.5000E+03	0.3812E-01	0.0000E+00	-0.5000E+03	0.1250E+05
2	2 3	0.0000E+00	0.5000E+03	-0.1250E+05	0.0000E+00	-0.5000E+03	0.2500E+05
3	3 4	0.0000E+00	0.5000E+03	-0.2500E+05	0.0000E+00	-0.5000E+03	0.3750E+05
4	4 5	0.0000E+00	0.5000E+03	-0.3750E+05	0.0000E+00	-0.5000E+03	0.5000E+05

5.46



$$U = \frac{1}{2} \int_V \tau \gamma dV \quad \tau = \frac{Tr}{J} = G\gamma$$

$$\begin{aligned}
 U &= \frac{1}{2} \int_V \frac{T^2 r^2}{G J^2} dV & \gamma &= \frac{\gamma}{L} \phi \\
 &= \frac{1}{2} \int \frac{T^2}{G J^2} (\int r^2 dA) dx \\
 &= \int \frac{T^2}{2GJ(x)} dx
 \end{aligned}$$

Now

$$\begin{aligned}
 \gamma &= \frac{\gamma}{L} (\phi_{2,x} - \phi_{1,x}) \\
 &= \gamma \left[\begin{array}{cc} -\frac{1}{L} & \frac{1}{L} \end{array} \right] \begin{Bmatrix} \phi_{1,x} \\ \phi_{2,x} \end{Bmatrix} \\
 &\quad \quad \quad \parallel \quad \quad \parallel \\
 &\quad \quad \quad [B] \quad \quad \{\phi\} \\
 \tau_{\max} &= G\gamma_{\max} = G [B] \{\phi\} \\
 U &= \frac{1}{2} \int_A \int \gamma \{\phi^T\} B^T \{G\} [B] \{\phi\} \gamma dx dA \\
 &= \frac{1}{2} \int_0^{2\pi} \int_0^R r^2 r dr d\theta \int_0^L \{\phi^T\} [B^T] G [B] \{\phi\} dx \quad (\text{If } J \text{ constant})
 \end{aligned}$$

or

$$\begin{aligned}
 U &= \frac{1}{2} \int_0^{2\pi} \int_0^R r^3 dr d\theta \int_0^L \{\phi^T\} [B^T] G [B] \{\phi\} dx \\
 r &= r_0 \left(1 + \frac{x}{L} \right) \quad dr = \frac{r_0}{L} dx \\
 \frac{\partial U}{\partial \phi_{1,x}} &= \int_0^{2\pi} \int_0^L \left(r_0 + r_0 \frac{x}{L} \right)^3 \frac{r_0}{L} dx \frac{GL}{2} (2\phi_{1,x} - 2\phi_{2,x}) \\
 \frac{\partial U}{\partial \phi_{2,x}} &= 2\pi \frac{r_0^4}{L} \int_0^L \left(1 + \frac{x}{L} \right)^3 dx \frac{GL}{2L^2} (-2\phi_{1,x} + 2\phi_{2,x})
 \end{aligned}$$

Let $u = 1 + \frac{x}{L}, du = \frac{dx}{L}$

$$\begin{aligned}
 \int_1^2 u^3 L du &= \frac{u^4}{4} L \Big|_1^2 \\
 \therefore \frac{\partial U}{\partial \phi_{1,x}} &= \frac{2\pi r_0^4}{4} \frac{L}{4} u^4 \Big|_1^2 \frac{G}{2L} (2\phi_{1,x} - 2\phi_{2,x}) \\
 &= J_0(16-1) \frac{G}{L} (\phi_{2,x} - \phi_{1,x}) \\
 \frac{\partial U}{\partial \phi_{2,x}} &= J_0(16-1) \frac{G}{L} (\phi_{2,x} - \phi_{1,x})
 \end{aligned}$$

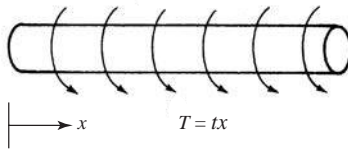
$$\therefore [K] = \frac{15 G J_0}{L} \begin{bmatrix} 1 & -1 \\ -1 & 1 \end{bmatrix}$$

5.47

$$U = \frac{1}{2} \int \frac{T^2}{2 G J^2} (\int r^2 dA) dx$$

$$= \frac{1}{2} \int \frac{T^2}{2 G J} dx$$

$$T = t x \quad t \left(\frac{\text{lb} \cdot \text{in.}}{\text{in.}} \right)$$



$$U = \frac{1}{2} \int_0^L \frac{(-tx)^2}{GJ} dx$$

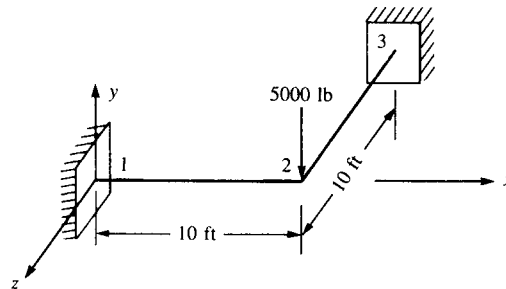
$$= \frac{1}{2 GJ} \int_0^L (-tx)^2 dx$$

$$= \frac{t^2}{2 GJ} \frac{x^3}{3} \Big|_0^L$$

$$U = \frac{t^2 L^3}{6 GJ} \text{ Total strain energy}$$



5.48



NUMBER OF ELEMENTS = 2
NUMBER OF NODES = 3

NODE POINTS

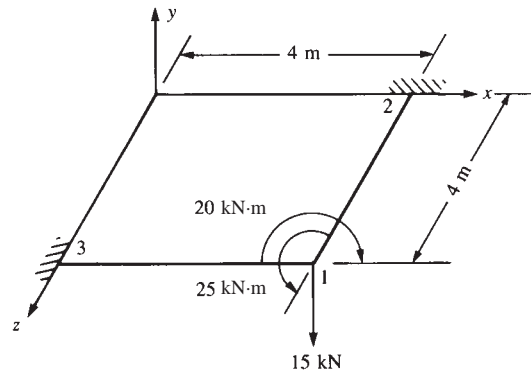
K	IFIX	XC(K)	YC(K)	ZC(K)	FORCE(1,K)	FORCE(2,K)	FORCE(3,K)
1	1 1 1	0.000000	0.000000	0.000000	0.000000	0.000000	0.000000
2	0 0 0	120.000000	0.000000	0.000000	-5.000000	0.000000	120.000000
3	1 1 1	120.000000	0.000000	-120.000000	0.000000	0.000000	120.000000

ELEMENTS						
K	NODE(I,K)		E(K)	XI(K)	XJ(K)	G(K)
1	1 2		3.000000E+04	2.000000E+02	1.000000E+02	1.000000E+04
2	2 3		3.000000E+04	2.000000E+02	1.000000E+02	1.000000E+04

NODE	DISPLACEMENT	THETA-X	THETA-Z
1	0.00000E+00	0.00000E+00	0.00000E+00
2	-0.21429E+00	0.25714E-02	-0.25714E-02
3	0.00000E+00	0.00000E+00	0.00000E+00

ELEMENTS							
K	NODE (I,K)	Y-FORCE	X-MOMENT	Z-MOMENT	Z-MOMENT	Y-FORCE	X-MOMENT
1	1 2	0.2500E+01	-0.2143E+02	0.2786E+03	0.2143E+02	-0.2500E+01	0.2143E+02
2	2 3	-0.2500E+01	0.2143E+02	-0.2143E+02	-0.2786E+03	0.2500E+01	-0.2143E+02

5.51



NUMBER OF ELEMENTS = 2
NUMBER OF NODES = 3

NODE POINTS							
K	IFIX	XC(K)	YC(K)	ZC(K)	FORCE(1,K)	FORCE(2,K)	FORCE(3,K)
1	0 0 0	4.000000	0.000000	4.000000	-15.000000	25.000000	-20.000000
2	1 1 1	4.000000	0.000000	0.000000	0.000000	0.000000	0.000000
3	1 1 1	0.000000	0.000000	4.000000	0.000000	0.000000	0.000000

ELEMENTS						
K	NODE(I,K)	E(K)	G(K)	A(K)	XI(K)	XJ(K)
1	1 2	2.100000E+08	8.400000E+07	9.999998E-03	1.999999E-04	9.999997E-05
2	1 3	2.100000E+08	8.400000E+07	9.999998E-03	1.999999E-04	9.999997E-05

NODE	DISPLACEMENT	THETA-X	THETA-Z
1	-0.69048E-02	0.30329E-02	-0.29195E-02
2	0.00000E+00	0.00000E+00	0.00000E+00
3	0.00000E+00	0.00000E+00	0.00000E+00

ELEMENTS							
K	NODE (I,K)	Y-FORCE	X-MOMENT	Y-MOMENT	Y-FORCE	X-MOMENT	Z-MOMENT
1	1 2	-0.6607E+01	0.6131E+01	0.1863E+02	0.6607E+01	-0.6131E+01	-0.4506E+02
2	1 3	-0.8393E+01	-0.6369E+01	0.1387E+02	0.8393E+01	0.6369E+01	-0.4744E+02

5.52

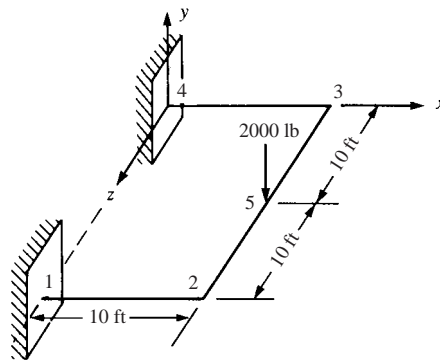



Figure P5-52



5.58-5.59 Determine the displacements and reactions for the space frames shown in Figures P5-58 and P5-59. Let $I_x = 100 \text{ in.}^4$, $I_y = 200 \text{ in.}^4$, $I_z = 1000 \text{ in.}^4$, $E = 30,000 \text{ ksi}$, $G = 10,000 \text{ ksi}$, and $A = 100 \text{ in.}^2$ for both frames.

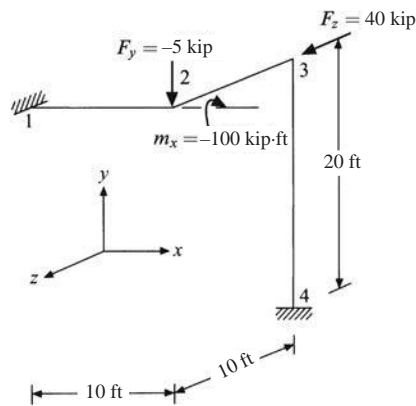


Figure P5-58

Displacements/Rotations (degrees) of nodes

NODE number	X-translation	Y-translation	Z-translation	X-rotation	Y-rotation	Z-rotation
1	0.0000E+00	0.0000E+00	0.0000E+00	0.0000E+00	0.0000E+00	0.0000E+00
2	6.8927E-01	-2.6320E-03	4.4137E-01	3.1601E-01	-7.5875E-01	-4.8913E-01

3	8.3682E-01	1.0091E+00	-5.8406E-02	-3.6119E-01	1.1418E-01	-4.8006E-01
4	0.0000E+00	0.0000E+00	0.0000E+00	0.0000E+00	0.0000E+00	0.0000E+00

5.59

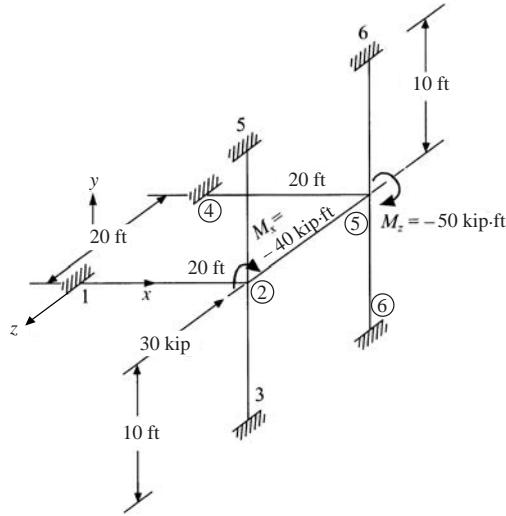


Figure P5-59

Displacements/Rotations (degrees) of nodes

NODE number	X-translation	Y-translation	Z-translation	X-rotation	Y-rotation	Z-rotation
1	0.0000E+00	0.0000E+00	0.0000E+00	0.0000E+00	0.0000E+00	0.0000E+00
2	3.1055E-04	2.5111E-01	1.0906E-05	-1.1112E-01	2.1045E-08	3.6115E-02
3	0.0000E+00	0.0000E+00	0.0000E+00	0.0000E+00	0.0000E+00	0.0000E+00
4	0.0000E+00	0.0000E+00	0.0000E+00	0.0000E+00	0.0000E+00	0.0000E+00
5	-3.1055E-04	2.4992E-01	-2.5905E-05	1.1109E-02	6.8756E-02	3.5829E-02
6	0.0000E+00	0.0000E+00	0.0000E+00	0.0000E+00	0.0000E+00	0.0000E+00
7	0.0000E+00	0.0000E+00	0.0000E+00	0.0000E+00	0.0000E+00	0.0000E+00
8	0.0000E+00	0.0000E+00	0.0000E+00	0.0000E+00	0.0000E+00	0.0000E+00

5.60 Design a jib crane as shown in Figure P5-60 that will support a downward load of 6000 lb. Choose a common structural steel shape for all members. Use allowable stresses of $0.66 S_y$ (S_y is the yield strength of the material) in bending, and $0.60 S_y$ in tension

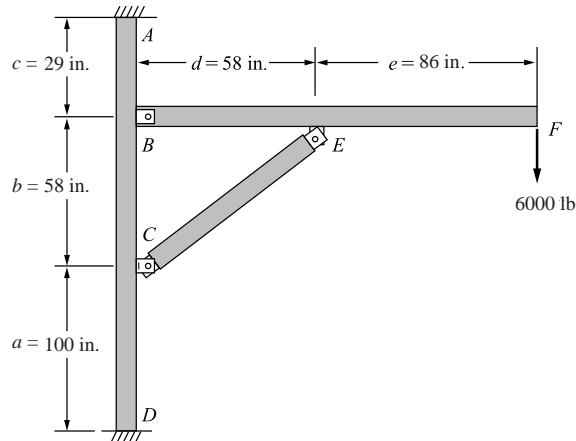


Figure P5-60

Horizontal load beam	S12 × 50
Vertical support beam	S12 × 50
Cross brace	S6 × 12.5

All members A36 structural steel

- The required maximum deflection governed the selection of the material section size, as smaller sizing would be lighter and more than adequate to support the load of 6000 lb, but provide too much deflection than the required 0.400 in.
- The force in the cross brace (21066 lbf) does not yield to buckling as shown in the first set of calculations and with a S6 × 12.5 section the cross brace is designed above the imposed load of 6500 lb
- The horizontal load beam is designed to withstand above the imposed bending moment of 516000 lbf·in. The minimum required section of S10 × 25.4 was exceeded, as shown in the second set of calculations, to accommodate the required deflection constraint. Also, the excessive section will allow additional safety against failure from overloading.

5.61 Design the support members, *AB* and *CD*, for the platform lift shown in Figure P5-61. Select a mild steel and choose suitable cross-sectional shapes with no more than a 4 : 1 ratio of moments of inertia between the two principal directions of the cross section. You may choose two different cross sections to make up each arm to reduce weight. The actual structure has four support arms, but the loads shown are for one side of the platform with the two arms shown. The loads shown are under operating conditions. Use a factor of safety of 2 for human safety. In developing the finite element model, remove the platform and replace it with statically equivalent loads at the joints at *B* and *D*. Use truss elements or beam elements with low bending stiffness to model the arms from *B* to *D*, the intermediate connection, *E* to *F*, and the hydraulic actuator. The allowable stresses are $0.66S_y$ in bending and $0.60S_y$ in tension. Check buckling using either Euler's method or Johnson's method as appropriate. Also check maximum deflections. Any deflection greater than $\frac{1}{360}$ of the length of member *AB* is considered too large.

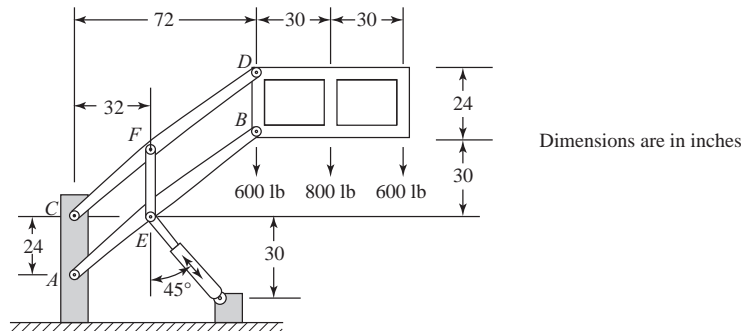


Figure P5-61

- Many viable solutions are possible.
- This design recommends 1020 steel with cross sections of 5 in. × 3 in. × $\frac{3}{8}$ in. rectangular tubing.
- The maximum deflection is then 0.244 in. which is less than the maximum allowable of 0.25 in.
- The bending stress is 11,418 psi which is less than the allowable of 31,600 psi.
- The axial stress is 2520 psi which is less than the allowable of 28,700 psi.

5.62 A two-story building frame is to be designed as shown in Figure P5-62. The members are all to be I-beams with rigid connections. We would like the floor joists beams to

have a 15-in. depth and the columns to have a 10 in. width. The material is to be A36 structural steel. Two horizontal loads and vertical loads are shown. Select members such that the allowable bending in the beams is 24,000 psi. Check buckling in the columns using Euler's or Johnson's method as appropriate. The allowable deflection in the beams should not exceed $\frac{1}{360}$ of each beam span. The overall sway of the frame should not exceed 0.5 in.

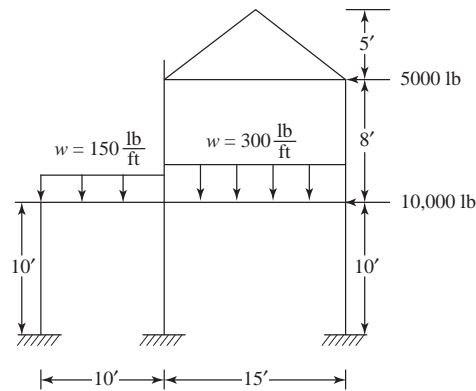


Figure P5-62

- Many viable solutions are possible.
- This design recommends A36 structural steel I-beams.
- W 16 × 26 beams are recommended for the horizontal and diagonal members with largest bending stress of 7000 psi which is less than the allowable of 24,000 psi.
- W 10 × 49 sections are recommended for the vertical members. Column buckling was verified to be satisfied.
- Maximum sway in the horizontal direction is 0.246 in. which is less than the allowable of 0.50 in.
- Another satisfactory solution is W 10 × 26 beams for horizontal and diagonal members and W 10 × 33 sections for the vertical members. The sway then becomes 0.417 in.

5.63 A pulpwood loader as shown in Figure P5–63 is to be designed to lift 2.5 kip. Select a steel and determine a suitable tubular cross section for the main upright member BF that has attachments for the hydraulic cylinder actuators AE and DG . Select a steel and determine a suitable box section for the horizontal load arm AC . The horizontal load arm may have two different cross sections AB and BC to reduce weight. The finite element model should use beam elements for all members except the hydraulic cylinders, which should be truss elements. The pinned joint at B between the upright and horizontal beam is best modeled with end release of the end node of the top element on the upright member. The allowable bending stress is $0.66 S_y$ in members AB and BC . Member BF should be checked for buckling. The allowable deflection at C should be less than $\frac{1}{360}$ of the length of BC . As a bonus, the client would like you to select the size of the hydraulic cylinders AE and DG .

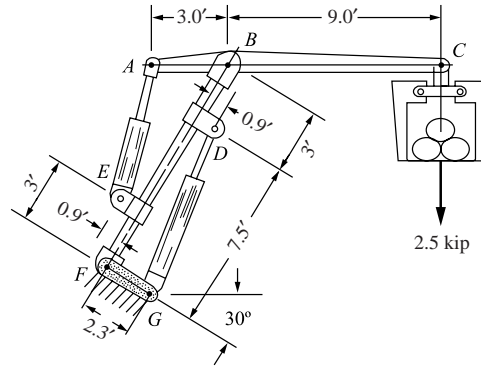


Figure P5-63

- Many viable solutions are possible.
 - The design recommends AISI 1020 rolled steel.
 - The horizontal beam, AC, is recommended to be a rectangular tube 4 in. by 16 in. with 0.25 in. thickness. The maximum bending stress in member AC is 7736 psi less than the allowable of 3100 psi. The maximum deflection is 0.299 in. less than the allowable of 0.300 in.
 - The vertical member, BF, is recommended to be a square tube 10 in. by 10 in. with 0.5 in. thickness.
- 5.65** A small hydraulic floor crane as shown in Figure P5-65 carries a 5000 lb load. Determine the size of the beam and column needed. Select either a standard box section or a wide-flange section. Assume a rigid connection between the beam and column. The column is rigidly connected to the floor. The allowable bending stress in the beam is $0.60S_y$. The allowable deflection is $\frac{1}{360}$ of the beam length. Check the column for buckling.

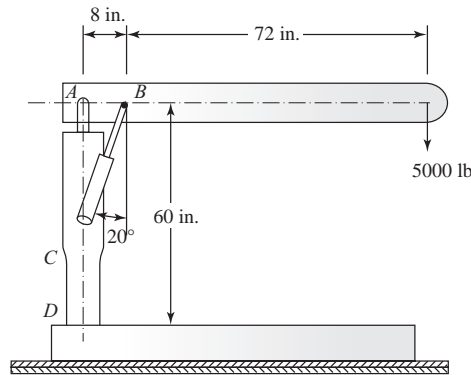


Figure P5-65

- Many viable solutions are possible.
- The design recommends A36 structural steel.
- The horizontal and vertical members are recommended to be W 10 × 68.
- The largest bending stress in the horizontal beam is 4756 psi less than the allowable of 21,600 psi. The maximum deflection is 0.215 in. less than the allowable of 0.222 in.
- The column, ACD, has a bending stress of 5284 psi.
- The column should be checked for buckling.

5.68 Design the gabled frame subjected to the external wind load shown (comparable to an 80 mph wind speed) for an industrial building. Assume this is one of a typical frame spaced every 20 feet. Select a wide flange section based on allowable bending stress of 20 ksi and an allowable compressive stress of 10 ksi in any member. Neglect the possibility of buckling in any members. Use ASTM A36 steel.

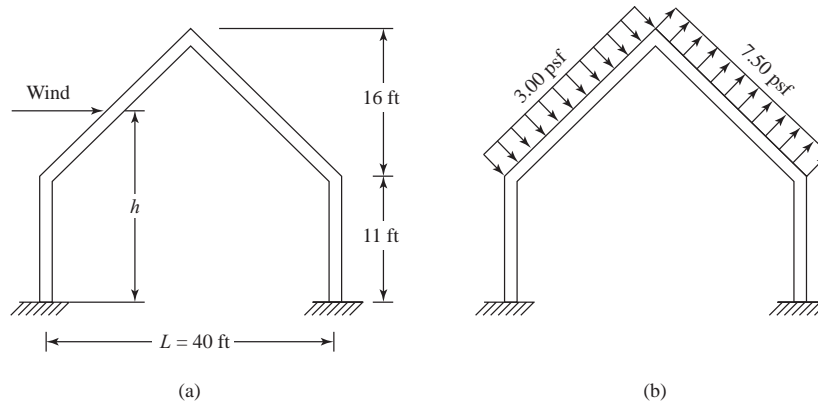


Figure P5-68

- Many viable solutions are possible.
- The design recommends A36 structural steel.
- The frame members are recommended to be W 10 × 12 wide flange shapes.
- The maximum worst stress (combined bending and compression) in any member is 19.5 ksi.
- The maximum displacement is 0.719 in.

5.69 Design the gabled frame shown for a balanced snow load shown (typical of the Midwest) for an apartment building. Select a wide flange section for the frame. Assume the allowable bending stress not to exceed 140 MPa. Use ASTM A36 steel.

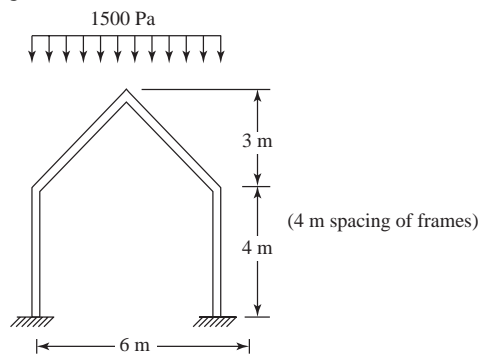


Figure P5-69

- Many viable solutions are possible.
- The table below lists some W sections that were considered.
- The recommended W 6 × 12 with bending stress of 120.4 MPa is less than the allowable value of 140 MPa.
- The maximum displacement is 0.0147 m.

Table 1: Beam Trial Runs

Beam Section	Bending Stress (Local 3)	Displacement
W30 × 173	1.6 MPa	6.26×10^{-5}
W12 × 45	15.2 MPa	0.0010 m
W8 × 13	88.7 MPa	0.0082 m
W6 × 12	120.4 MPa	0.0147 m

5.70 Design a gantry crane that must be able to lift 10 tons as it must lift compressors, motors, heat exchangers, and controls. This load should be placed at the center of one of the main 12-foot-long beams as shown in Figure P5-70 by the hoisting device location. Note that this beam is on one side of the crane. Assume you are using ASTM A36 structural steel.

- Many viable solutions are possible.
- The design is based on the load being applied to the center span of a 12 ft long beam.
- The design recommends W 10 × 100 for the horizontal beams.
- The bracing members are recommended to be W 4 × 13.
- The vertical columns are recommended to be 4 in. × 4 in. × $\frac{1}{4}$ in. thick hollow square tubes.
- The table below is a summary of the final member sizes and deflection, stress, and buckling calculated and allowable results.

Table 1: This table shows all the members with corresponding material and size.

Member	Quantity	Material	Size (in. × $\frac{\text{lb}}{\text{ft}}$)
loaded 12 ft beam	1	ASTM A36 St. Steel	W10 × 100
unloaded 12 ft beam	1	ASTM A36 St. Steel	W10 × 100
8 ft Beams	2	ASTM A36 St. Steel	W10 × 100
Corner Braces	8	ASTM A36 St. Steel	W4 × 13
Columns	4	ASTM A36 St. Steel	4 × 4 hollow × $\frac{1}{4}$ thick (in.)

Table 2: This table shows that the maximum deflections are less than the allowable deflection, and that the calculated bending stresses are less than the allowable stresses in the beams.

Member	Calculations				
	Maximum Deflection (in.)		Allowable Deflection (in.)	Bending Stress (psi)	
	By Hand	Using Algor		Calculated	Allowable
Loaded 12 ft Beam	0.0722	0.0847	0.2667	6405	7200
Unloaded 12 ft Beam	–	0.0141	0.2667	23.145	7200
8 ft Beams	–	0.01977	0.2667	1.286	7200
Corner Braces	–	0.02921	0.1333	256.654	7200
Columns	–	0.2863	0.4000	–	–

Table 3: This table shows that the corner braces and the columns have loads smaller than the load that would cause buckling.

Member	Buckling Strength (lb)	
	Calculated load	Allowable load
Loaded 12 ft Beam	–	–
Unloaded 12 ft Beam	–	–
8 ft Beams	–	–
Corner Braces	24000	330000
Columns	24572	60000

5.71 Design the rigid highway bridge frame structure shown in Figure P5-71 for a moving truck load (shown below) simulating a truck moving across the bridge. Use the load shown and place it along the top girder at various locations. Use the allowable stresses in

bending and compression and allowable deflection given in the *Standard Specification for Highway Bridges*, American Association of State Highway and Transportation Officials (AASHTO), Washington, D.C. or use some other reasonable values.

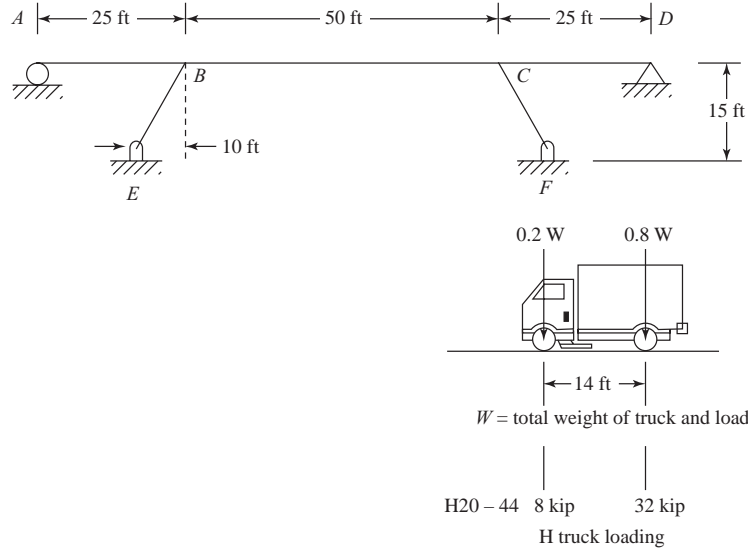


Figure P5-71

- Many viable solutions are possible.
- A36 structural steel is chosen in the design.
- After some iteration, W 24 × 94 wide flange sections were selected for all members.
- The largest bending stress of 12960 psi with the truck in the center span location is less than the allowable of 20,000 psi.
- The largest deflection of 0.731 in. is less than the allowable of 0.75 in. ($\frac{1}{800}$ of the span length).

5.73 The curved semi-circular frame shown in Figure P 5-73 is supported by a pin on the left end and a roller on the right end and is subjected to a load $P = 1000$ lb at its apex. The frame has a radius to centerline of cross section of $R = 120$ in. Select a structural steel W shape from Appendix F such that the maximum stress does not exceed 20 ksi. Perform a finite element analysis using 4, 8, and then 16 elements in your finite element model. Also determine the maximum deflection for each model. It is suggested that the finite element answers for deflection be compared to the solution obtained by classical methods, such as using Castigliano's theorem. The expression for deflection under the load is given by using Castigliano's theorem as

$$\delta_y = \frac{0.178 PR^3}{EI} + \frac{0.393 PR}{AE} + \frac{0.393 PR}{A_v G}$$

where A is the cross sectional area of the W shape, A_v is the shear area of the W shape (use depth of web times thickness of web for the shear area), $E = 30 \times 10^6$ psi, and $G = 11.5 \times 10^6$ psi.

Now change the radius of the frame to 20 in. and repeat the problem. Run the finite element model with the shear area included in your computer program input and then without. Comment on the difference in results and compare to the predicted analytical deflection by using the equation above for δ_y .

For $R = 20$ in. $A = 8.79$ in. $t_{web} = 0.260$ in. depth = 12.34 in.

$$SA2 = t_{web} \text{ depth} \quad SA2 = 3.2084 \times 10^0 \text{ in.}$$

$$I_x = 238 \text{ in.}^4 \quad E = 29 \times 10^6 \text{ psi} \quad G = 11.6 \times 10^6 \text{ psi} \quad P = 1000 \text{ lb}$$

$$\delta_m = \frac{0.178 PR^3}{EI_x} \quad \delta_m = 2.06317 \times 10^{-4} \text{ in.}$$

$$\delta_n = \frac{0.393 PR}{AE} \quad \delta_n = 3.08344 \times 10^{-5} \text{ in.}$$

$$\delta_v = \frac{0.393 PR}{SA2G} \quad \delta_v = 2.11191 \times 10^{-4} \text{ in.}$$

$$\delta_{\max} = \delta_m + \delta_n + \delta_v$$

$$\delta_{\max} = 4.48343 \times 10^{-4} \text{ in.}$$

$$\delta_{\max\text{noshear}} = \delta_m + \delta_n$$

$$\delta_{\max\text{noshear}} = 2.37151 \times 10^{-4} \text{ in.}$$

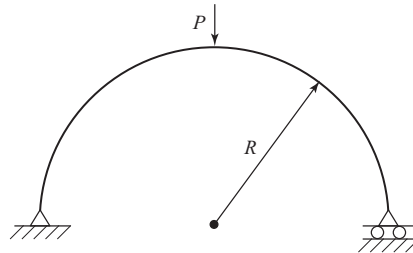


Figure P5-73

- The table below shows the results for the 2 – 16 element models without shear area and with shear area included in some cases for both radii.

Radius = 120 in.

No. of Elements	Max Def. (in.)	Max. Stress (psi)
2	5.92E-02	1595
4	4.69E-02	1576
8	4.52E-02	1566
16	4.48E-02	1560
8 (SA2 incl.)	4.65E-02	1566
16 (SA2 incl.)	4.62E-02	1560
Longhand	4.48E-02	
Longhand (SA2 incl.)	4.60E-02	

Radius = 20 in.

No. of Elements	Max Def. (in.)	Max. Stress (psi)
2	3.01E-04	299
4	2.47E-04	281
8	2.39E-04	270
16	2.39E-04	265
8 (SA2 incl.)	4.55E-04	270
16 (SA2 incl.)	4.55E-04	265
Longhand	2.37E-04	
Longhand (SA2 incl.)	4.48E-04	

Chapter 6

6.1 For sketch of N_i see Figure 6.8. Others follow similarly

By Equation (6.2.18)

$$N_i + N_j + N_m = \frac{1}{2A} [(\alpha_i + \alpha_j + \alpha_m) + (\beta_i + \beta_j + \beta_m)x + (\gamma_i + \gamma_j + \gamma_m)y] \quad (1)$$

By Equation (6.2.10)

$$\begin{aligned} \alpha_i + \alpha_j + \alpha_m &= x_j y_m - y_j x_m + y_i x_m - x_i y_m + x_i y_j - y_i x_j \\ &= 2A \text{ (by Equation (6.2.9))} \end{aligned} \quad (2)$$

$$\beta_i + \beta_j + \beta_m = y_j - y_m + y_m - y_i + y_i - y_j = 0 \quad (3)$$

$$\gamma_i + \gamma_j + \gamma_m = x_m - x_j + x_i - x_m + x_j - x_i = 0 \quad (4)$$

By using (2)–(4) in (1), we obtain

$$N_i + N_j + N_m = 1 \text{ identically}$$

6.2 By Equation (6.2.47)

$$\pi_p = \frac{1}{2} \{d\}^T \iiint_V [B]^T [D] [B] dV \{d\} - \{d\}^T \{f\}$$

$$[B] = \frac{1}{2A} \begin{bmatrix} \beta_i & 0 & \beta_j & 0 & \beta_m & 0 \\ 0 & \gamma_i & 0 & \gamma_j & 0 & \gamma_m \\ \gamma_i & \beta_i & \gamma_j & \beta_j & \gamma_m & \beta_m \end{bmatrix}$$

$$[D] = \frac{E}{1-\nu^2} \begin{bmatrix} 1 & \nu & 0 \\ \nu & 1 & 0 \\ 0 & 0 & \frac{1-\nu}{2} \end{bmatrix}, \{d\} = \begin{Bmatrix} u_i \\ v_i \\ u_j \\ v_j \\ u_m \\ v_m \end{Bmatrix}$$

$$\therefore \pi_p = \frac{1}{2} [u_i \ v_i \ u_j \ v_j \ u_m \ v_m] \iiint_V \frac{1}{2A} \begin{bmatrix} \beta_i & 0 & \gamma_i \\ 0 & \gamma_i & \beta_i \\ \beta_j & 0 & \gamma_j \\ 0 & \gamma_j & \beta_j \\ \beta_m & 0 & \gamma_m \\ 0 & \gamma_m & \beta_m \end{bmatrix} dV \times \begin{Bmatrix} u_i \\ v_i \\ u_j \\ v_j \\ u_m \\ v_m \end{Bmatrix}$$

$$\begin{aligned} & \frac{E}{1-\nu^2} \begin{bmatrix} 1 & \nu & 0 \\ \nu & 1 & 0 \\ 0 & 0 & \frac{1-\nu}{2} \end{bmatrix} \frac{1}{2A} \begin{bmatrix} \beta_i & 0 & \beta_i & 0 & \beta_m & 0 \\ 0 & \gamma_i & 0 & \gamma_j & 0 & \gamma_m \\ \gamma_i & \beta_i & \gamma_j & \beta_j & \gamma_m & \beta_m \end{bmatrix} dV \times \begin{Bmatrix} u_i \\ v_i \\ u_j \\ v_j \\ u_m \\ v_m \end{Bmatrix} \\ & - [u_i \ v_i \ u_j \ v_j \ u_m \ v_m] \{f\} \end{aligned}$$

$$\frac{\partial \pi}{\partial u_i} = 2 \underbrace{\frac{1}{2} \left(\frac{1}{2A} \right) \left(\frac{E}{1-\nu^2} \right) \frac{1}{2A}}_C \int_v [\beta_i \ 0 \ \gamma_i] \begin{bmatrix} 1 & \nu & 0 \\ \nu & 1 & 0 \\ 0 & 0 & \frac{1-\nu}{2} \end{bmatrix} \begin{Bmatrix} \beta_i \\ 0 \\ \gamma_i \end{Bmatrix} dV u_i - f_{1x}$$

$$\frac{\partial \pi}{\partial v_i} = 2C \int_v [0 \ \gamma_i \ \beta_i] \begin{bmatrix} 1 & \nu & 0 \\ \nu & 1 & 0 \\ 0 & 0 & \frac{1-\nu}{2} \end{bmatrix} \begin{Bmatrix} 0 \\ \gamma_i \\ \beta_i \end{Bmatrix} dV v_i - f_{1y}$$

$$\frac{\partial \pi}{\partial u_j} = 2C \int_v [\beta_j \ 0 \ \gamma_j] \begin{bmatrix} 1 & \nu & 0 \\ \nu & 1 & 0 \\ 0 & 0 & \frac{1-\nu}{2} \end{bmatrix} \begin{Bmatrix} \beta_j \\ 0 \\ \gamma_j \end{Bmatrix} dV u_j - f_{2x}$$

$$\frac{\partial \pi}{\partial v_j} = 2C \int_v [0 \ \gamma_j \ \beta_j] \begin{bmatrix} 1 & \nu & 0 \\ \nu & 1 & 0 \\ 0 & 0 & \frac{1-\nu}{2} \end{bmatrix} \begin{Bmatrix} 0 \\ \gamma_j \\ \beta_j \end{Bmatrix} dV v_j - f_{2y}$$

$$\frac{\partial \pi}{\partial u_m} = 2C \int_v [\beta_m \ 0 \ \gamma_m] \begin{bmatrix} 1 & \nu & 0 \\ \nu & 1 & 0 \\ 0 & 0 & \frac{1-\nu}{2} \end{bmatrix} \begin{Bmatrix} \beta_m \\ 0 \\ \gamma_m \end{Bmatrix} dV u_m - f_{3x}$$

$$\frac{\partial \pi}{\partial v_m} = 2C \int_v [0 \ \gamma_m \ \beta_m] \begin{bmatrix} 1 & \nu & 0 \\ \nu & 1 & 0 \\ 0 & 0 & \frac{1-\nu}{2} \end{bmatrix} \begin{Bmatrix} 0 \\ \gamma_m \\ \beta_m \end{Bmatrix} dV v_m - f_{3y}$$

$$\therefore \frac{\partial \pi}{\partial \{d\}} = 2C \int_v \begin{bmatrix} \beta_i & 0 & \gamma_i \\ 0 & \gamma_i & \beta_i \\ \beta_i & 0 & \gamma_j \\ 0 & \gamma_j & \beta_j \\ \beta_m & 0 & \gamma_m \\ 0 & \gamma_m & \beta_m \end{bmatrix} \begin{bmatrix} 1 & \nu & 0 \\ \nu & 1 & 0 \\ 0 & 0 & \frac{1-\nu}{2} \end{bmatrix} \begin{bmatrix} \beta_i & 0 & \beta_i & 0 & \beta_m & 0 \\ 0 & \gamma_i & 0 & \gamma_j & 0 & \gamma_m \\ \gamma_i & \beta_i & \gamma_j & \beta_m & \gamma_m & \beta_m \end{bmatrix} \times dV \begin{Bmatrix} u_i \\ v_i \\ u_j \\ v_j \\ u_m \\ v_m \end{Bmatrix} - \begin{Bmatrix} f_{1x} \\ f_{1y} \\ f_{2x} \\ f_{2y} \\ f_{3x} \\ f_{3y} \end{Bmatrix}$$

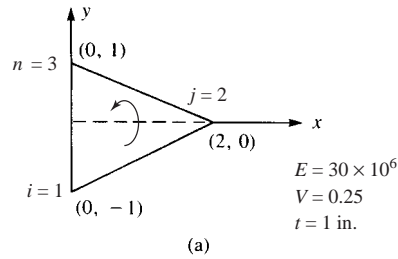
From Equation (3.10.27) or Equation (6.2.48)

$$\frac{\partial \pi}{\partial \{d\}} = 0$$

$$\therefore \frac{\partial \pi}{\partial \{d\}} = \int_v [B]^T [D] [B] dV \{d\} - \{f\} = 0$$

6.3

(a)



$$[k] = t A [B]^T [D] [B]$$

$$x_i = 0, y_i = -1, x_j = 2, y_j = 0, x_m = 0, y_m = 1$$

$$A = \frac{1}{2} b h = \frac{1}{2} (2)(2) = 2 \text{ in.}^2$$

$$\beta_i = y_j - y_m = 0 - 1 = -1$$

$$\beta_j = y_m - y_i = 1 - (-1) = 2$$

$$\beta_m = y_i - y_j = -1 - 0 = -1$$

$$\gamma_i = x_m - x_j = 0 - 2 = -2$$

$$\gamma_j = x_i - x_m = 0 - 0 = 0$$

$$\gamma_m = x_j - x_i = 2 - 0 = 2$$

$$[B] = \frac{1}{2A} \begin{bmatrix} \beta_i & 0 & \beta_j & 0 & \beta_m & 0 \\ 0 & \gamma_i & 0 & \gamma_j & 0 & \gamma_m \\ \gamma_i & \beta_i & \gamma_j & \beta_j & \gamma_m & \beta_m \end{bmatrix}$$

Since it is plane stress $[D] = \frac{E}{(1-\nu^2)} \begin{bmatrix} 1 & \nu & 0 \\ \nu & 1 & 0 \\ 0 & 0 & \frac{1-\nu}{2} \end{bmatrix}$

$$\text{So } [B]^T [D] = \frac{30 \times 10^6}{4(0.9375)} \begin{bmatrix} -1 & 0 & -2 \\ 0 & -2 & -1 \\ 2 & 0 & 0 \\ 0 & 0 & 2 \\ -1 & 0 & 2 \\ 0 & 2 & -1 \end{bmatrix} \begin{bmatrix} 1 & 0.25 & 0 \\ 0.25 & 1 & 0 \\ 0 & 0 & 0.375 \end{bmatrix}$$

$$= \begin{bmatrix} -1 & -0.25 & -0.75 \\ -0.5 & -2 & -0.375 \\ 2 & 0.5 & 0 \\ 0 & 0 & 0.75 \\ -1 & -0.25 & 0.75 \\ 0.5 & 2 & -0.375 \end{bmatrix} \frac{30 \times 10^6}{4(0.9375)}$$

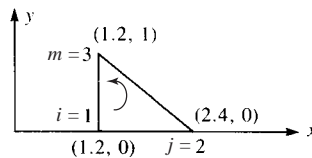
$$[k] = t A [B]^T [D] [B]$$

$$\Rightarrow [k] = (1 \text{ in.})(2) \frac{30 \times 10^6}{4(0.9375)} \begin{bmatrix} -1 & -0.25 & -0.75 \\ -0.5 & -2 & -0.375 \\ 2 & 0.5 & 0 \\ 0 & 0 & 0.75 \\ -1 & -0.25 & 0.75 \\ 0.5 & 2 & -0.375 \end{bmatrix}$$

$$\frac{1}{4} \begin{bmatrix} -1 & 0 & 2 & 0 & -1 & 0 \\ 0 & -2 & 0 & 0 & 0 & 2 \\ -2 & -1 & 0 & 2 & 2 & -1 \end{bmatrix}$$

$$[k] = 4.0 \times 10^6 \begin{matrix} & i=1 & & j=2 & & m=3 \\ \begin{bmatrix} 2.5 & 1.25 & -2 & -1.5 & -0.5 & 0.25 \\ 1.25 & 4.375 & -1 & -0.75 & -0.25 & -3.625 \\ -2 & -1 & 4 & 0 & -2 & 1 \\ -1.5 & -0.75 & 0 & 1.5 & 1.5 & -0.75 \\ -0.5 & -0.25 & -2 & 1.5 & 2.5 & -1.25 \\ 0.25 & -3.625 & 1 & -0.75 & -1.25 & 4.375 \end{bmatrix} \end{matrix}$$

(b) $x_i = 1.2, y_i = 0, x_j = 2.4, y_j = 0, x_m = 1.2, y_m = 1$



(b)

$$\beta_i = y_j - y_m = 0 - 1 = -1$$

$$\beta_j = y_m - y_i = 1 - 0 = 1$$

$$\beta_m = y_i - y_j = 0 - 0 = 0$$

$$\gamma_i = x_m - x_j = 1.2 - 2.4 = -1.2$$

$$\gamma_j = x_i - x_m = 1.2 - 1.2 = 0$$

$$\gamma_m = x_j - x_i = 2.4 - 1.2 = 1.2$$

$$A = \frac{1}{2} (1.2)(1) = 0.6 \text{ in.}^2$$

$$\text{So } [B]^T [D] = \frac{30 \times 10^6}{(1.2)(0.9375)} \begin{bmatrix} -1 & 0 & -1.2 \\ 0 & -1.2 & -1 \\ 1 & 0 & 0 \\ 0 & 0 & 1 \\ 0 & 0 & 1.2 \\ 0 & 1.2 & 0 \end{bmatrix} \begin{bmatrix} 1 & 0.25 & 0 \\ 0.25 & 1 & 0 \\ 0 & 0 & 0.375 \end{bmatrix}$$

$$= \frac{25 \times 10^6}{0.9375} \begin{bmatrix} -1 & -0.25 & -0.45 \\ -0.3 & -1.2 & -0.375 \\ 1 & 0.25 & 0 \\ 0 & 0 & 0.375 \\ 0 & 0 & 0.45 \\ 0.3 & 1.2 & 0 \end{bmatrix}$$

$$[k] = t A [B]^T [D] [B]$$

$$[k] = \frac{(1\text{in.})(6\text{in.}^2)25 \times 10^6}{2(0.6)(0.9375)} \begin{bmatrix} -1 & -0.25 & -0.45 \\ -0.3 & -1.2 & -0.375 \\ 1 & 0.25 & 0 \\ 0 & 0 & 0.375 \\ 0 & 0 & 0.45 \\ 0.3 & 1.2 & 0 \end{bmatrix}$$

$$\times \begin{bmatrix} -1 & 0 & 1 & 0 & 0 & 0 \\ 0 & -1.2 & 0 & 0 & 0 & 1.2 \\ -1.2 & -1 & 0 & 1 & 1.2 & 0 \end{bmatrix}$$

$$[k] = \frac{25 \times 10^6}{1.875} \begin{matrix} & i=1 & & j=2 & & m=3 \\ \begin{bmatrix} 1.54 & 0.75 & -1 & -0.45 & -0.54 & -0.3 \\ 0.75 & 1.815 & -0.3 & -0.375 & -0.45 & -1.44 \\ -1 & -0.3 & 1 & 0 & 0 & 0.3 \\ -0.45 & -0.375 & 0 & 0.375 & 0.45 & 0 \\ -0.54 & -0.45 & 0 & 0.45 & 0.54 & 0 \\ -0.3 & -1.44 & 0.3 & 0 & 0 & 1.44 \end{bmatrix} \end{matrix}$$

(c) $E = 30 \times 10^6$ $\nu = 0.25$ $t = 1$

Triangle coordinate definition

$$i = \begin{pmatrix} 0 \\ 0 \end{pmatrix} \quad \begin{matrix} x = 0 \\ y = 1 \end{matrix} \quad \begin{matrix} \text{This defines an array variable} \\ x \text{ coordinate is the top} \\ y \text{ coordinate is the bottom} \end{matrix}$$

$$j = \begin{pmatrix} 2 \\ 0 \end{pmatrix} \quad \text{Area of triangle} = \frac{1}{2} \text{ base} \times \text{height}$$

$$m = \begin{pmatrix} 0 \\ 1 \end{pmatrix} \quad A = \frac{1}{2} (j_x - i_x) (m_y - i_y)$$

$$A = 1$$

Develop stiffness matrix

$$\beta_i = j_y - m_y \quad \beta_i = -1 \quad \gamma_i = m_x - j_x \quad \gamma_i = -2$$

$$\beta_j = m_y - i_y \quad \beta_j = 1 \quad \gamma_j = i_x - m_x \quad \gamma_j = 0$$

$$\beta_m = i_y - j_y \quad \beta_m = 0 \quad \gamma_m = j_x - i_x \quad \gamma_m = 2$$

$$[B_i] = \frac{1}{2A} \begin{pmatrix} \beta_i & 0 \\ 0 & \gamma_i \\ \gamma_i & \beta_i \end{pmatrix} \quad [B_j] = \frac{1}{2A} \begin{pmatrix} \beta_j & 0 \\ 0 & \gamma_j \\ \gamma_j & \beta_j \end{pmatrix}$$

$$[B_m] = \frac{1}{2A} \begin{pmatrix} \beta_m & 0 \\ 0 & \gamma_m \\ \gamma_m & \beta_m \end{pmatrix}$$

Gradient matrix

$$[B] = \text{augment } (B_i, B_j, B_m)$$

$$[B] = \begin{pmatrix} -0.5 & 0 & 0.5 & 0 & 0 & 0 \\ 0 & -1 & 0 & 0 & 0 & 1 \\ -1 & -0.5 & 0 & 0.5 & 1 & 0 \end{pmatrix}$$

Plane stress

Constitutive matrix

$$[D] = \frac{E}{1-\nu^2} \begin{pmatrix} 1 & \nu & 0 \\ \nu & 1 & 0 \\ 0 & 0 & \frac{1-\nu}{2} \end{pmatrix}$$

$$[D] = \begin{pmatrix} 3.2 \times 10^7 & 8 \times 10^6 & 0 \\ 8 \times 10^6 & 3.2 \times 10^7 & 0 \\ 0 & 0 & 1.2 \times 10^7 \end{pmatrix}$$

$$[k] = t A [B]^T [D] [B] \text{ Constant-strain triangular element stiffness matrix}$$

$$[k] = \begin{pmatrix} 2 \times 10^7 & 1 \times 10^7 & -8 \times 10^6 & -6 \times 10^6 & -1.2 \times 10^7 & -4 \times 10^6 \\ 1 \times 10^7 & 3.5 \times 10^7 & -4 \times 10^6 & -3 \times 10^6 & -6 \times 10^6 & -3.2 \times 10^7 \\ -8 \times 10^6 & -4 \times 10^6 & 8 \times 10^6 & 0 & 0 & 4 \times 10^6 \\ -6 \times 10^6 & -3 \times 10^6 & 0 & 3 \times 10^6 & 6 \times 10^6 & 0 \\ -1.2 \times 10^7 & -6 \times 10^6 & 0 & 6 \times 10^6 & 1.2 \times 10^7 & 0 \\ -4 \times 10^6 & -3.2 \times 10^7 & 4 \times 10^6 & 0 & 0 & 3.2 \times 10^7 \end{pmatrix}$$

6.4 In general we know that

$$\{\sigma\} = \frac{E}{(1-\nu^2)} \begin{bmatrix} 1 & \nu & 0 \\ \nu & 1 & 0 \\ 0 & 0 & \frac{1-\nu}{2} \end{bmatrix} \times \frac{1}{2A} \begin{bmatrix} \beta_i & 0 & \beta_j & 0 & \beta_m & 0 \\ 0 & \gamma_i & 0 & \gamma_j & 0 & \gamma_m \\ \gamma_i & \beta_i & \gamma_j & \beta_j & \gamma_m & \beta_m \end{bmatrix} \begin{Bmatrix} u_1 \\ v_1 \\ u_2 \\ v_2 \\ u_3 \\ v_3 \end{Bmatrix}$$

(a) For the first element we have

$$\begin{Bmatrix} \sigma_x \\ \sigma_y \\ \tau_{xy} \end{Bmatrix} = \frac{30 \times 10^6}{(1-0.25^2)} \begin{bmatrix} 1 & 0.25 & 0 \\ 0.25 & 1 & 0 \\ 0 & 0 & 0.375 \end{bmatrix} \times \frac{1}{2(2)} \begin{bmatrix} -1 & 0 & 2 & 0 & -1 & 0 \\ 0 & -2 & 0 & 0 & 0 & 2 \\ -2 & -1 & 0 & 2 & 2 & -1 \end{bmatrix}$$

$$\begin{bmatrix} 0 \\ 0.0025 \\ 0.0012 \\ 0 \\ 0.0 \\ 0.0025 \end{bmatrix} = \begin{Bmatrix} 19200 \text{ psi} \\ 4800 \text{ psi} \\ -15000 \text{ psi} \end{Bmatrix}$$

The principal stresses are given by the equations

$$\sigma_{1,2} = \frac{\sigma_x + \sigma_y}{2} \pm \left[\left(\frac{\sigma_x - \sigma_y}{2} \right)^2 + \tau_{xy}^2 \right]^{\frac{1}{2}}$$

and the plane that are acting upon is

$$\theta_p = \frac{1}{2} \tan^{-1} \frac{\tau_{xy}}{\left(\frac{\sigma_x - \sigma_y}{2} \right)}$$

$$\sigma_1 = \frac{19200 + 4800}{2} + \left[\left(\frac{19200 - 4800}{2} \right)^2 + (-15000)^2 \right]^{\frac{1}{2}}$$

$$= 28639 \text{ psi}$$

$$\sigma_2 = \frac{19200 + 4800}{2} - \left[\left(\frac{19200 - 4800}{2} \right)^2 + (-15000)^2 \right]^{\frac{1}{2}}$$

$$= -4639 \text{ psi}$$

$$\theta_p = \frac{1}{2} \tan^{-1} \frac{-15000}{\left(\frac{19200 - 4800}{2} \right)} = -32.2^\circ$$

(b) For the second element we have

$$\begin{Bmatrix} \sigma_x \\ \sigma_y \\ \tau_{xy} \end{Bmatrix} = \frac{30 \times 10^6}{(1-0.25)^2} \begin{bmatrix} 1 & 0.25 & 0 \\ 0.25 & 1 & 0 \\ 0 & 0 & 0.375 \end{bmatrix} \times \frac{1}{2(0.6)} \begin{bmatrix} -1 & 0 & 1 & 0 & 0 & 0 \\ 0 & -1.2 & 0 & 0 & 0 & 1.2 \\ -1.2 & -1 & 0 & 1 & 1.2 & 0 \end{bmatrix}$$

$$\begin{bmatrix} 0 \\ 0.0025 \\ 0.0012 \\ 0 \\ 0.0 \\ 0.0025 \end{bmatrix} \times$$

$$= \begin{Bmatrix} \sigma_x = 32000 \text{ psi} \\ \sigma_y = 8000 \text{ psi} \\ \tau_{xy} = -25000 \text{ psi} \end{Bmatrix}$$

$$\sigma_1 = \frac{32000 + 8000}{2} + \left[\left(\frac{32000 - 8000}{2} \right)^2 + (-25000)^2 \right]^{\frac{1}{2}}$$

$$\sigma_1 = 47731 \text{ psi}$$

$$\sigma_2 = \frac{32000 + 8000}{2} - \left[\left(\frac{32000 - 8000}{2} \right)^2 + (-25000)^2 \right]^{\frac{1}{2}}$$

$$\sigma_2 = -7731 \text{ psi}$$

$$\theta_p = \frac{1}{2} \tan^{-1} \frac{-25000}{\left(\frac{32000 - 8000}{2} \right)}$$

$$\theta_p = -32.2^\circ$$

(c) For third element we have

$$[B] = \begin{pmatrix} -0.5 & 0 & 0.5 & 0 & 0 & 0 \\ 0 & -1 & 0 & 0 & 0 & 1 \\ -1 & -0.5 & 0 & 0.5 & 1 & 0 \end{pmatrix} \frac{1}{\text{in.}}$$

$$[D] = \begin{pmatrix} 3.2 \times 10^7 & 8 \times 10^6 & 0 \\ 8 \times 10^6 & 3.2 \times 10^7 & 0 \\ 0 & 0 & 1.2 \times 10^7 \end{pmatrix} \frac{\text{lb}}{\text{in.}^2}$$

$$u_1 = 0.0 \text{ in.} \quad v_1 = 0.0025 \text{ in.}$$

$$u_2 = 0.0012 \text{ in.} \quad v_2 = 0.0 \text{ in.}$$

$$u_3 = 0.0 \text{ in.} \quad v_3 = 0.0025 \text{ in.}$$

$$\{d\} = \begin{pmatrix} u_1 \\ v_1 \\ u_2 \\ v_2 \\ u_3 \\ v_3 \end{pmatrix} \text{ Displacement matrix}$$

Stress evaluation

$$\begin{pmatrix} \sigma_x \\ \sigma_y \\ \tau_{xy} \end{pmatrix} = [D] [B] \{d\}$$

$$\begin{pmatrix} \sigma_x \\ \sigma_y \\ \tau_{xy} \end{pmatrix} = \begin{pmatrix} 1.92 \times 10^4 \\ 4.8 \times 10^3 \\ -1.5 \times 10^4 \end{pmatrix} \frac{\text{lb}}{\text{in.}^2}$$

Principal stresses

$$\sigma_1 = \frac{\sigma_x + \sigma_y}{2} + \sqrt{\left(\frac{\sigma_x - \sigma_y}{2} \right)^2 + \tau_{xy}^2}$$

$$\sigma_2 = \frac{\sigma_x + \sigma_y}{2} - \sqrt{\left(\frac{\sigma_x - \sigma_y}{2} \right)^2 + \tau_{xy}^2}$$

$$\sigma_{\max} = 2.864 \times 10^4 \frac{\text{lb}}{\text{in.}^2} = \sigma_1$$

$$\sigma_{\min} = -4.639 \times 10^3 \frac{\text{lb}}{\text{in.}^2} = \sigma_2$$

Principal angle

$$\theta_p = \frac{\text{atan}\left(\frac{2\tau_{xy}}{\sigma_x - \sigma_y}\right)}{2}$$

$$\theta_p = -32.179 \text{ deg.}$$

6.5 Von Mises stress for biaxial stress state

$$(a) \quad \sigma_1 = 28639 \qquad \sigma_2 = -4639$$

$$\sigma_e = \sqrt{\sigma_1^2 + \sigma_2^2 - \sigma_1\sigma_2} \qquad \sigma_e = 3.122 \times 10^4 \text{ psi}$$

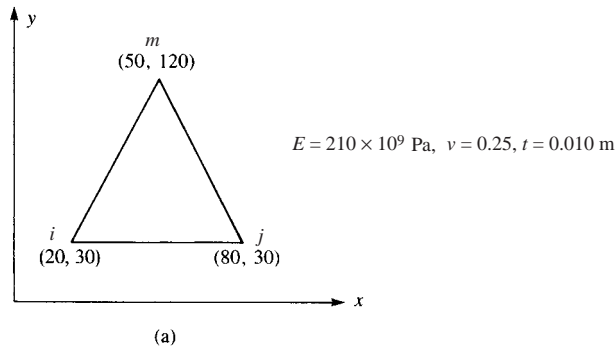
$$(b) \quad \sigma_1 = 47731 \qquad \sigma_2 = -7731$$

$$\sigma_e = \sqrt{\sigma_1^2 + \sigma_2^2 - \sigma_1\sigma_2} \qquad \sigma_e = 5.203 \times 10^4 \text{ psi}$$

$$(c) \quad \sigma_e = \sqrt{\sigma_1^2 + \sigma_2^2 - \sigma_1\sigma_2}$$

$$\sigma_e = 3.122 \times 10^4 \frac{\text{lb}}{\text{in.}^2}$$

6.6



$$\beta_i = y_j - y_m = 30 - 120 = -90 \qquad \gamma_i = x_m - x_i = 50 - 80 = -30$$

$$\beta_j = y_m - y_i = 120 - 30 = 90 \qquad \gamma_j = x_i - x_m = 20 - 50 = -30$$

$$\beta_m = y_i - y_j = 30 - 30 = 0 \qquad \gamma_m = x_j - x_i = 80 - 20 = 60$$

$$2A = x_i(y_j - y_m) + x_j(y_m - y_i) + x_m(y_i - y_j)$$

$$= 20(-90) + 80(90) + 50(0) = 5400 \text{ mm}^2$$

$$[B] = \frac{1}{5400} \begin{bmatrix} -90 & 0 & 90 & 0 & 0 & 0 \\ 0 & -30 & 0 & -30 & 0 & 60 \\ -30 & -90 & -30 & 90 & 60 & 0 \end{bmatrix}$$

$$[D] = \frac{210 \times 10^9}{1 - (0.25)^2} \begin{bmatrix} 1 & 0.25 & 0 \\ 0.25 & 1 & 0 \\ 0 & 0 & 0.375 \end{bmatrix} = 2.24 \times 10^{11} \begin{bmatrix} 1 & 0.25 & 0 \\ 0.25 & 1 & 0 \\ 0 & 0 & 0.375 \end{bmatrix}$$

$$[k] = t A [B]^T [D] [B]$$

$$[k] = (0.01) \left(\frac{5.4 \times 10^{-3}}{2} \right) \left(\frac{1}{5.4 \times 10^{-3}} \right) \begin{bmatrix} -90 & 0 & -30 \\ 0 & -30 & -90 \\ 90 & 0 & -30 \\ 0 & -30 & 90 \\ 0 & 0 & 60 \\ 0 & 60 & 0 \end{bmatrix} (2.24 \times 10^{11}) \begin{bmatrix} 1 & 0.25 & 0 \\ 0.25 & 1 & 0 \\ 0 & 0 & 0.375 \end{bmatrix} [B]$$

$$[k] = 1.12 \times 10^9 \begin{bmatrix} -90 & -22.5 & -11.25 \\ -7.5 & -30 & -33.75 \\ 90 & 22.5 & -11.25 \\ -7.5 & -30 & 33.75 \\ 0 & 0 & 22.5 \\ 15 & 60 & 0 \end{bmatrix} \frac{1}{5.4 \times 10^{-3}} \begin{bmatrix} -90 & 0 & 90 & 0 & 0 & 0 \\ 0 & -30 & 0 & -30 & 0 & 60 \\ -30 & -90 & -30 & 90 & 60 & 0 \end{bmatrix}$$

$$[k] = 2.074 \times 10^5 \begin{bmatrix} 8437.5 & 1687.5 & -7762.5 & -337.5 & -675 & -1350 \\ 1687.5 & 3937.5 & 337.5 & -2137.5 & -2025 & -1800 \\ -7762.5 & 337.5 & 8437.5 & -1687.5 & -675 & 1350 \\ -337.5 & -2137.5 & -1687.5 & 3937.5 & 2025 & -1800 \\ -675 & -2025 & -675 & 2025 & 1350 & 0 \\ -1350 & -1800 & 1350 & -1800 & 0 & 3600 \end{bmatrix}$$

(b) Similarly

$$\beta_i = -5 \quad \gamma_i = 0$$

$$\beta_j = 2.5 \quad \gamma_j = -5$$

$$\beta_m = 2.5 \quad \gamma_m = 5$$

$$[k] = 4.48 \times 10^7 \begin{bmatrix} 25.0 & 0 & -12.5 & 6.25 & -12.5 & -6.25 \\ & 9.375 & 9.375 & -4.6875 & -9.375 & -4.6875 \\ & & 15.625 & -7.8125 & -3.125 & -1.5625 \\ & & & 27.343 & 1.5625 & -3.125 \\ & & & & 15.625 & 7.8125 \\ \text{Symmetry} & & & & & 27.343 \end{bmatrix}$$

Now solve P6-6c for stiffness matrix

$$t = 0.01$$

$$A = \frac{tA}{2} \quad A = 5 \times 10^{-5}$$

$$[k] = t A [B]^T [D] [B]$$

$$[k] = \begin{bmatrix} 1.225 \times 10^9 & 3.5 \times 10^8 & -1.015 \times 10^9 & -7 \times 10^7 & -2.1 \times 10^8 & -2.8 \times 10^8 \\ 3.5 \times 10^8 & 7 \times 10^8 & 7 \times 10^7 & -1.4 \times 10^8 & -4.2 \times 10^8 & -5.6 \times 10^8 \\ -1.015 \times 10^9 & 7 \times 10^7 & 1.225 \times 10^9 & -3.5 \times 10^8 & -2.1 \times 10^8 & 2.8 \times 10^8 \\ -7 \times 10^7 & -1.4 \times 10^8 & -3.5 \times 10^8 & 7 \times 10^8 & 4.2 \times 10^8 & -5.6 \times 10^8 \\ -2.1 \times 10^8 & -4.2 \times 10^8 & -2.1 \times 10^8 & 4.2 \times 10^8 & 4.2 \times 10^8 & 0 \\ -2.8 \times 10^8 & -5.6 \times 10^8 & 2.8 \times 10^8 & -5.6 \times 10^8 & 0 & 1.12 \times 10^9 \end{bmatrix}$$

6.7 (a) By Equation (6.2.36)

$$\{\sigma\} = [D][B]\{d\}$$

Using results of Problem 6.5 (a)

$$\begin{Bmatrix} \sigma_x \\ \sigma_y \\ \tau_{xy} \end{Bmatrix} = \frac{2.24 \times 10^{11}}{5400 \times 10^{-3}} \begin{bmatrix} 1 & 0.25 & 0 \\ 0.25 & 1 & 0 \\ 0 & 0 & 0.375 \end{bmatrix} \begin{bmatrix} -90 & 0 & 90 & 0 & 0 & 0 \\ 0 & -30 & 0 & -30 & 0 & 60 \\ -30 & -90 & -30 & 90 & 60 & 0 \end{bmatrix}$$

$$\times 10^{-3} \frac{\text{m}}{\text{mm}} \begin{Bmatrix} 0.002 \\ 0.001 \\ 0.0005 \\ 0 \\ 0.003 \\ 0.001 \end{Bmatrix}$$

$$= \begin{Bmatrix} -5.29 \text{ GPa} \\ -0.766 \text{ GPa} \\ 0.233 \text{ GPa} \end{Bmatrix}$$

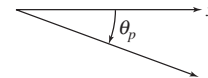
$$\sigma_{1,2} = \frac{-5.29 + (-0.156)}{2} \pm \sqrt{\left(\frac{-5.29 + 0.156}{2}\right)^2 + 0.233^2}$$

$$= -2.72 \pm 2.58$$

$$\sigma_1 = -0.14 \text{ GPa} \quad \sigma_2 = -5.30 \text{ GPa}$$

$$\tan 2\theta_{p_1} = \frac{2(0.233)}{-5.29 + 0.156} = -0.091$$

$$\theta_p = -2.59^\circ$$



(b) From Problem 6.5 (b) β 's and γ 's given

$$\begin{Bmatrix} \sigma_x \\ \sigma_y \\ \tau_{xy} \end{Bmatrix} = \frac{2.24 \times 10^{11}}{25 \times 10^{-6}} \begin{bmatrix} 1 & 0.25 & 0 \\ 0.25 & 1 & 0 \\ 0 & 0 & 0.375 \end{bmatrix} \begin{bmatrix} -5 & 0 & 2.5 & 0 & 2.5 & 0 \\ 0 & 0 & 0 & -5 & 0 & 5 \\ 0 & -5 & -5 & 2.5 & 5 & 2.5 \end{bmatrix}$$

$$\times 10^{-3} \frac{\text{m}}{\text{mm}} \begin{Bmatrix} 0.002 \\ 0.001 \\ 0.0005 \\ 0 \\ 0.003 \\ 0.001 \end{Bmatrix} = \begin{Bmatrix} 0 \\ 42.0 \text{ GPa} \\ 33.6 \text{ GPa} \end{Bmatrix}$$

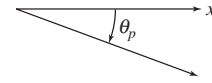
$$\sigma_{1,2} = \frac{0 + 42.0}{2} \pm \sqrt{\left(\frac{-42}{2}\right)^2 + 33.6^2}$$

$$= 21 \pm 39.6$$

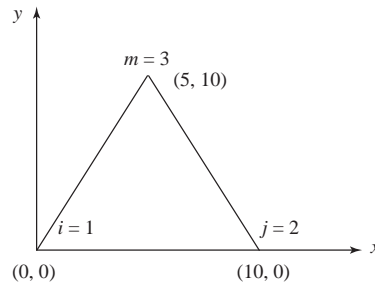
$$\sigma_1 = 60.6 \text{ GPa} \quad \sigma_2 = -18.6 \text{ GPa}$$

$$\tan 2\theta_p = \frac{2(33.6)}{0 - 42.0}$$

$$\theta_p = -29^\circ$$



(c)



Plane stress also find von Mises stress

$$\beta_i = -10 \text{ mm} \quad \gamma_i = -5 \text{ mm}$$

$$\beta_j = 10 \text{ mm} \quad \gamma_j = -5 \text{ mm}$$

$$\beta_m = 0 \quad \gamma_m = 10 \text{ mm}$$

$$A = 2.5 \times 10^{-5} \text{ m}^2$$

$$\{\sigma\} = [D][B]\{d\}$$

$$[D] = \frac{E}{1-\nu^2} \begin{bmatrix} 1 & \nu & 0 \\ \nu & 1 & 0 \\ 0 & 0 & \frac{1-\nu}{2} \end{bmatrix}$$

$$[D] = \frac{(210 \times 10^9 \frac{\text{N}}{\text{m}^2})}{1 - (0.25)^2} \begin{bmatrix} 1 & 0.25 & 0 \\ 0.25 & 1 & 0 \\ 0 & 0 & \frac{1-0.25}{2} \end{bmatrix}$$

$$[D] = 224 \times 10^9 \frac{\text{N}}{\text{m}^2} \begin{bmatrix} 1 & 0.25 & 0 \\ 0.25 & 1 & 0 \\ 0 & 0 & 0.375 \end{bmatrix}$$

$$\{d\} = \begin{Bmatrix} u_1 \\ v_1 \\ u_2 \\ v_2 \\ u_3 \\ v_3 \end{Bmatrix}$$

Determine the stresses in the element with nodal displacements listed

$$u_1 = 0.002 \quad v_1 = 0.001 \quad u_2 = 0.0005 \quad v_2 = 0 \quad u_3 = 0.003 \quad v_3 = 0.001$$

Here are the coordinates for the element

$$x_1 = 0 \quad y_1 = 0 \quad x_2 = 0.01 \quad y_2 = 0 \quad x_3 = 0.005 \quad y_3 = 0.01$$

$$E = 210 \times 10^9 \quad \nu = 0.25$$

$$\{d\} = \begin{pmatrix} u_1 \\ v_2 \\ u_2 \\ v_2 \\ u_3 \\ v_3 \end{pmatrix} \quad [D] = \begin{pmatrix} 1 & \nu & 0 \\ \nu & 1 & 0 \\ 0 & 0 & \frac{1-\nu}{2} \end{pmatrix} \quad [D] = [D] \frac{E}{1-\nu^2}$$

$$\text{Equation (6.1.8)} \quad [D] = \begin{pmatrix} 2.24 \times 10^{11} & 5.6 \times 10^{10} & 0 \\ 5.6 \times 10^{10} & 2.24 \times 10^{11} & 0 \\ 0 & 0 & 8.4 \times 10^{10} \end{pmatrix}$$

Equation (6.2.10)

$$\begin{aligned} \beta_1 &= y_2 - y_3 & \beta_1 &= -0.01 & \gamma_1 &= x_3 - x_2 & \gamma_1 &= -5 \times 10^{-3} \\ \beta_2 &= y_3 - y_1 & \beta_2 &= 0.01 & \gamma_2 &= x_1 - x_3 & \gamma_2 &= -5 \times 10^{-3} \\ \beta_3 &= y_1 - y_2 & \beta_3 &= 0 & \gamma_3 &= x_2 - x_1 & \gamma_3 &= 0.01 \end{aligned}$$

$$TA = x_1 (y_2 - y_3) + x_2 (y_3 - y_1) + x_3 (y_1 - y_2)$$

$$TA = 1 \times 10^{-4} \text{ twice the area, Equation (6.2.9)}$$

Equation (6.2.32) combined

$$[B] = \frac{1}{TA} \begin{pmatrix} \beta_1 & 0 & \beta_2 & 0 & \beta_3 & 0 \\ 0 & \gamma_1 & 0 & \gamma_2 & 0 & \gamma_3 \\ \gamma_1 & \beta_1 & \gamma_2 & \beta_2 & \gamma_3 & \beta_3 \end{pmatrix}$$

$$[B] = \begin{pmatrix} -100 & 0 & 100 & 0 & 0 & 0 \\ 0 & -50 & 0 & -50 & 0 & 100 \\ -50 & -100 & -50 & 100 & 100 & 0 \end{pmatrix}$$

In-plane stresses

$$\{\sigma\} = [D] [B] \{d\}$$

$$\{\sigma\} = \begin{pmatrix} -3.08 \times 10^{10} \\ 2.8 \times 10^9 \\ 6.3 \times 10^9 \end{pmatrix} \quad \begin{aligned} \sigma_x &= \sigma_0 & \sigma_x &= -3.08 \times 10^{10} \\ \sigma_y &= \sigma_1 & \sigma_y &= 2.8 \times 10^9 \\ \tau_{xy} &= \sigma_2 & \tau_{xy} &= 6.3 \times 10^9 \end{aligned}$$

Note: use the left bracket after the sigma then the 0, or 1 or 2 for the values in the sigma matrix

Principal stresses

$$\sigma_1 = \frac{\sigma_x + \sigma_y}{2} + \left[\left[\left[\frac{(\sigma_x - \sigma_y)}{2} \right]^2 + \tau_{xy}^2 \right] \right]^{\frac{1}{2}}$$

$$\sigma_1 = 3.942 \times 10^9 \frac{\text{N}}{\text{m}^2}$$

$$\sigma_{\text{ave}} = \frac{\sigma_x + \sigma_y}{2}$$

$$\sigma_2 = \sigma_{\text{ave}} - \text{sqrt}$$

$$\sigma_2 = -3.194 \times 10^{10} \frac{\text{N}}{\text{m}^2}$$

$$\text{sqrt} = \left[\left[\frac{(\sigma_x - \sigma_y)}{2} \right]^2 + \tau_{xy}^2 \right]^{\frac{1}{2}}$$

$$\theta_p = \frac{1}{2} \arctan \left(2 \frac{\tau_{xy}}{\sigma_x - \sigma_y} \right)$$

$$\theta_p = -0.179$$

$$\theta_p = -10.278^\circ \quad \text{Principal angle}$$

6.8 Von Mises stress

(a) $\sigma_1 = -0.14$ $\sigma_2 = -5.30$

$$\sigma_e = \sqrt{\sigma_1^2 + \sigma_2^2 - \sigma_1\sigma_2} \quad \sigma_e = 5.231 \text{ GPa}$$

(b) $\sigma_1 = 60.6$ $\sigma_2 = -18.6$

$$\sigma_e = \sqrt{\sigma_1^2 + \sigma_2^2 - \sigma_1\sigma_2} \quad \sigma_e = 71.732 \text{ GPa}$$

(c) $\sigma_1 = 3.94 \text{ GPa}$ $\sigma_2 = -31.9 \text{ GPa}$

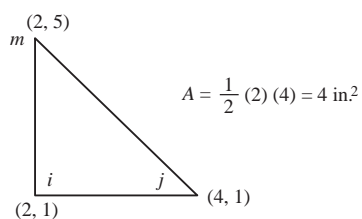
P6.8c von Mises stress, Equation (6.5.37a)

$$\sigma_{vm} = \frac{1}{\sqrt{2}} \left[[(\sigma_1 - \sigma_2)^2] + \sigma_2^2 + \sigma_1^2 \right]^{\frac{1}{2}}$$

$$\sigma_{vm} = 3.409 \times 10^{10} \frac{\text{N}}{\text{m}^2}$$

6.9

(a)



Plane strain

$$\beta_i = y_j - y_m = 1 - 5 = -4 \quad \gamma_i = x_m - x_j = 2 - 4 = -2$$

$$\beta_j = y_m - y_i = 5 - 1 = 4 \quad \gamma_j = x_i - x_m = 2 - 2 = 0$$

$$\beta_m = y_i - y_j = 1 - 1 = 0 \quad \gamma_m = x_j - x_i = 4 - 2 = 2$$

$$\begin{Bmatrix} \sigma_x \\ \sigma_y \\ \tau_{xy} \end{Bmatrix} = \frac{30 \times 10^6}{(1 + 0.25)[1 - 2(0.25)]} \begin{bmatrix} 0.75 & 0.25 & 0 \\ 0.25 & 0.75 & 0 \\ 0 & 0 & 0.25 \end{bmatrix}$$

$$\times \left(\frac{1}{8}\right) \begin{bmatrix} -4 & 0 & 4 & 0 & 0 & 0 \\ 0 & -2 & 0 & 0 & 0 & 2 \\ -2 & -4 & 0 & 4 & 2 & 0 \end{bmatrix} \begin{Bmatrix} 0.001 \\ 0.005 \\ 0.001 \\ 0.0025 \\ 0 \\ 0 \end{Bmatrix}$$

$$= \begin{Bmatrix} -15000 \\ -45000 \\ -18000 \end{Bmatrix} \text{ psi}$$

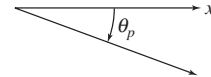
$$\sigma_{1,2} = \frac{-15000 + (-45000)}{2} \pm \sqrt{\left(\frac{-15000 - (-45000)}{2}\right)^2 + (-18000)^2}$$

$$= -30000 \pm 23430$$

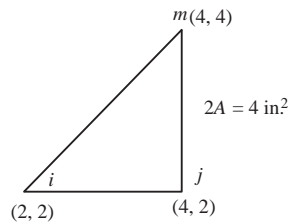
$$\sigma_1 = -6570 \text{ psi} \quad \sigma_2 = -53,430 \text{ psi}$$

$$\tan 2\theta_p = \frac{2(-18000)}{-15000 - (-45000)}$$

$$\theta_p = -25.1^\circ$$



(b)



$$\beta_i = 2 - 4 = -2 \quad \gamma_i = 4 - 4 = 0$$

$$\beta_j = 4 - 2 = 2 \quad \gamma_j = 2 - 4 = -2$$

$$\beta_m = 2 - 2 = 0 \quad \gamma_m = 4 - 2 = 2$$

$$\begin{Bmatrix} \sigma_x \\ \sigma_y \\ \tau_{xy} \end{Bmatrix} = 48 \times 10^6 \begin{bmatrix} 0.75 & 0.25 & 0 \\ 0.25 & 0.75 & 0 \\ 0 & 0 & 0.25 \end{bmatrix} \left(\frac{1}{4}\right) \begin{bmatrix} -2 & 0 & 2 & 0 & 0 & 0 \\ 0 & 0 & 0 & -2 & 0 & 2 \\ 0 & -2 & -2 & 2 & 2 & 0 \end{bmatrix}$$

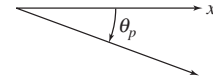
$$\times \begin{Bmatrix} 0.001 \\ 0.005 \\ 0.001 \\ 0.0025 \\ 0 \\ 0 \end{Bmatrix} = \begin{Bmatrix} -15,000 \\ -45,000 \\ -21,000 \end{Bmatrix} \text{ psi}$$

$$\sigma_{1,2} = \frac{-15000 - 45000}{2} \pm \sqrt{\left[\frac{-15000 - (-45000)}{2}\right]^2 + (-21000)^2}$$

$$\sigma_1 = -4193 \text{ psi} \quad \sigma_2 = -55,800 \text{ psi}$$

$$\tan 2\theta_p = \frac{2(-21000)}{-15000 - (-45000)}$$

$$\theta_p = -27.2^\circ$$



(c) Given displacements (in.)

$$u_1 = 0.001$$

$$v_1 = 0.005$$

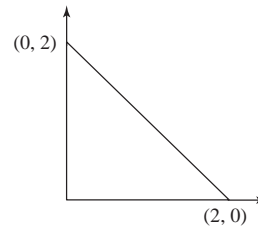
$$u_2 = 0.001$$

$$v_2 = 0.0025$$

$$u_3 = 0$$

$$v_3 = 0$$

$$\{d\} = \begin{pmatrix} u_1 \\ v_1 \\ u_2 \\ v_2 \\ u_3 \\ v_3 \end{pmatrix}$$



Material definition

$$E = 30 \times 10^6 \text{ psi}$$

$$\nu = 0.25$$

Geometry description

$$\beta_i = 0 - 2 \quad (y_j - y_m)$$

$$\beta_j = 2 - 0 \quad (y_m - y_i)$$

$$\beta_m = 0 - 0 \quad (y_i - y_j)$$

$$\gamma_i = 0 - 2 \quad (x_m - x_j)$$

$$\gamma_j = 0 - 0 \quad (x_i - x_m)$$

$$\gamma_m = 2 - 0 \quad (x_j - x_i)$$

$$A = \frac{1}{2} \times 2 \times 2$$

$$A = 2$$

$$[B] = \frac{1}{2A} \begin{pmatrix} \beta_i & 0 & \beta_j & 0 & \beta_m & 0 \\ 0 & \gamma_i & 0 & \gamma_j & 0 & \gamma_m \\ \gamma_i & \beta_i & \gamma_j & \beta_j & \gamma_m & \beta_m \end{pmatrix}$$

Plane strain constitutive matrix

$$[D] = \frac{E}{(1+\nu)(1-2\nu)} \begin{pmatrix} 1-\nu & \nu & 0 \\ \nu & 1-\nu & 0 \\ 0 & 0 & \frac{1-2\nu}{2} \end{pmatrix}$$

Stress matrix

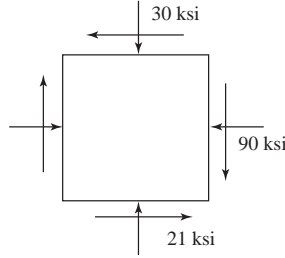
$$\{\sigma\} = [D] [B] \{d\}$$

$$\sigma = \begin{pmatrix} -3 \times 10^4 \\ -9 \times 10^4 \\ -2.1 \times 10^4 \end{pmatrix}$$

$$\sigma_x = -3 \times 10^4 \text{ (psi)}$$

$$\sigma_y = -9 \times 10^4 \text{ (psi)}$$

$$\tau_{xy} = -2.1 \times 10^4 \text{ (psi)}$$



$$\sigma_1 = \frac{\sigma_x + \sigma_y}{2} + \sqrt{\left(\frac{\sigma_x - \sigma_y}{2}\right)^2 + \tau_{xy}^2}$$

$$\sigma_1 = -2.338 \times 10^4 \text{ psi}$$

$$\sigma_2 = \frac{\sigma_x + \sigma_y}{2} - \sqrt{\left(\frac{\sigma_x - \sigma_y}{2}\right)^2 + \tau_{xy}^2}$$

$$\sigma_2 = -9.662 \times 10^4 \text{ psi}$$

$$\theta_p = \frac{1}{2} \text{atan}\left(\frac{2\tau_{xy}}{\sigma_x - \sigma_y}\right)$$

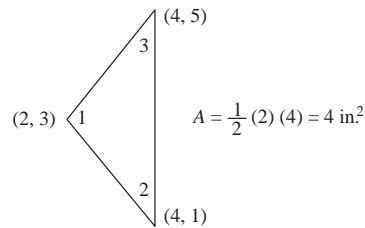
$$\theta_p = -0.305 \text{ (rad)}$$

$$\sigma_3 = 0$$

$$\sigma_{vm} = \frac{1}{\sqrt{2}} \sqrt{(\sigma_1 - \sigma_2)^2 + (\sigma_2 - \sigma_3)^2 + (\sigma_3 - \sigma_1)^2}$$

$$\sigma_{vm} = 8.731 \times 10^4 \text{ (psi)}$$

(d)



$$\beta_1 = -4 \quad \gamma_1 = 0$$

$$\beta_2 = 2 \quad \gamma_2 = -2$$

$$\beta_3 = 2 \quad \gamma_3 = 2$$

$$\begin{Bmatrix} \sigma_x \\ \sigma_y \\ \tau_{xy} \end{Bmatrix} = 48 \times 10^6 \begin{bmatrix} 0.75 & 0.25 & 0 \\ 0.25 & 0.75 & 0 \\ 0 & 0 & 0.25 \end{bmatrix} \left(\frac{1}{8}\right) \begin{bmatrix} -4 & 0 & 2 & 0 & 2 & 0 \\ 0 & 0 & 0 & -2 & 0 & 2 \\ 0 & -4 & -2 & 2 & 2 & 2 \end{bmatrix}$$

$$\begin{Bmatrix} 0.001 \\ 0.005 \\ 0.001 \\ 0.0025 \\ 0 \\ 0 \end{Bmatrix} = \begin{Bmatrix} -16.5 \\ -25.5 \\ -25.5 \end{Bmatrix} \text{ ksi}$$

$$\sigma_{1,2} = \frac{-16.5 - 25.5}{2} \pm \sqrt{\left(\frac{-16.5 + 25.5}{2}\right)^2 + (-25.5)^2}$$

$$\sigma_1 = 4.89 \text{ ksi} \quad \sigma_2 = -46.9 \text{ ksi}$$

$$\tan 2\theta_p = \frac{2(-25.5)}{-16.5 + 25.5}$$

$$\theta_p = -40.0^\circ$$

(e)

$$A = \frac{1}{2} \begin{vmatrix} 1 & 1 & 1 \\ 2 & 3 & 2.25 \\ 3 & 1 & 3.25 \end{vmatrix}$$

$$= 0.375 \text{ in.}^2$$

$$\beta_i = 1 - 3.25 = -2.25 \quad \gamma_i = 2.25 - 3 = -0.75$$

$$\beta_j = 3.25 - 3 = 0.25 \quad \gamma_j = 2 - 2.25 = -0.25$$

$$\beta_m = 3 - 1 = 2 \quad \gamma_m = 3 - 2 = 1$$

$$\{\sigma\} = [D][B]\{d\}$$

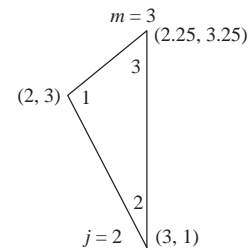
$$\begin{Bmatrix} \sigma_x \\ \sigma_y \\ \tau_{xy} \end{Bmatrix} = 4.8 \times 10^7 \begin{bmatrix} 0.75 & 0.25 & 0 \\ 0.25 & 0.75 & 0 \\ 0 & 0 & 0.25 \end{bmatrix}$$

$$\times \frac{1}{0.75} \begin{bmatrix} -2.25 & 0 & 0.25 & 0 & 2 & 0 \\ 0 & -0.75 & 0 & -0.25 & 0 & 1 \\ -0.75 & -2.25 & -0.25 & 0.25 & 1 & 2 \end{bmatrix} \begin{Bmatrix} 0.001 \\ 0.005 \\ 0.001 \\ 0.0025 \\ 0 \\ 0 \end{Bmatrix}$$

$$\begin{Bmatrix} \sigma_x \\ \sigma_y \\ \tau_{xy} \end{Bmatrix} = \begin{Bmatrix} -166 \\ -242 \\ -186 \end{Bmatrix} \text{ ksi}$$

$$\sigma_{1,2} = \frac{-166 + (-242)}{2} \pm \sqrt{\left(\frac{-166 + 242}{2}\right)^2 + (-186)^2}$$

$$\sigma_1 = -14.2 \text{ ksi} \quad \sigma_2 = -394 \text{ ksi}$$



$$\theta_p = \frac{1}{2} \left(\tan^{-1} \frac{2(-186)}{-166 + 242} \right) = -39.2^\circ$$

(f) Material properties

$$E = 30 \times 10^6 \text{ psi} \quad \text{Modulus of elasticity.}$$

$$\nu = 0.25 \quad \text{Poisson ratio}$$

Nodal coordinates (coordinates defined CCW around element)

$$x_1 = 0 \text{ in.}$$

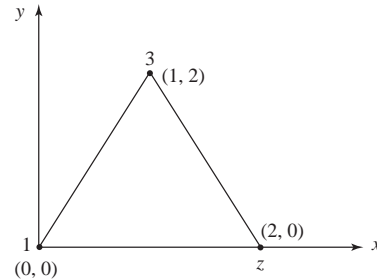
$$y_1 = 0 \text{ in.}$$

$$x_2 = 2 \text{ in.}$$

$$y_2 = 0 \text{ in.}$$

$$x_3 = 1 \text{ in.}$$

$$y_3 = 2 \text{ in.}$$



Nodal displacements

$$u_1 = 0.001 \text{ in.}$$

$$v_1 = 0.005 \text{ in.}$$

$$u_2 = 0.001 \text{ in.}$$

$$v_2 = 0.0025 \text{ in.}$$

$$u_3 = 0 \text{ in.}$$

$$v_3 = 0 \text{ in.}$$

Set-up displacement vector

$$\{d\} = (u_1 \ v_1 \ u_2 \ v_2 \ u_3 \ v_3)^T$$

$$\{d\}^T = (0.001 \ 0.005 \ 0.0001 \ 0.0025 \ 0 \ 0) \text{ in.}$$

Area of triangular element ($\frac{1}{2} \times \text{base} \times \text{height}$)

$$A = \frac{1}{2} (x_2 - x_1) (y_3 - y_1)$$

$$A = 2 \text{ in.}^2$$

Calculate gradient matrix, B , as given in text Equation (6.2.32)

Elements of B given by text Equation (6.2.10).

$$\beta_1 = y_2 - y_3 \quad \beta_2 = y_3 - y_1 \quad \beta_3 = y_1 - y_2$$

$$\gamma_1 = x_3 - x_2 \quad \gamma_2 = x_1 - x_3 \quad \gamma_3 = x_2 - x_1$$

$$[B] = \frac{1}{2A} \begin{pmatrix} \beta_1 & 0 & \beta_2 & 0 & \beta_3 & 0 \\ 0 & \gamma_1 & 0 & \gamma_2 & 0 & \gamma_3 \\ \gamma_1 & \beta_1 & \gamma_2 & \beta_2 & \gamma_3 & \beta_3 \end{pmatrix}$$

$$[B] = \begin{pmatrix} -0.5 & 0 & 0.5 & 0 & 0 & 0 \\ 0 & -0.25 & 0 & -0.25 & 0 & 0.5 \\ -0.25 & -0.5 & -0.25 & 0.5 & 0.5 & 0 \end{pmatrix} \frac{1}{\text{in.}}$$

Calculate constitutive matrix for plane strain

$$[D] = \frac{E}{(1+\nu)(1-2\nu)} \begin{pmatrix} 1-\nu & \nu & 0 \\ \nu & 1-\nu & 0 \\ 0 & 0 & \frac{1-2\nu}{2} \end{pmatrix}$$

$$[D] = \begin{pmatrix} 3.6 \times 10^7 & 1.2 \times 10^7 & 0 \\ 1.2 \times 10^7 & 3.6 \times 10^7 & 0 \\ 0 & 0 & 1.2 \times 10^7 \end{pmatrix} \text{ psi}$$

$$\begin{pmatrix} \sigma_x \\ \sigma_y \\ \tau_{xy} \end{pmatrix} = [D] [B] \{d\}$$

$$\begin{pmatrix} \sigma_x \\ \sigma_y \\ \tau_{xy} \end{pmatrix} = \begin{pmatrix} -22500.00 \\ -67500.00 \\ -21000.00 \end{pmatrix} \text{ psi}$$

Principal stresses

$$\sigma_1 = \frac{\sigma_x + \sigma_y}{2} + \sqrt{\left(\frac{\sigma_x - \sigma_y}{2}\right)^2 + \tau_{xy}^2}$$

$$\sigma_1 = -1.422 \times 10^4 \text{ psi}$$

$$\sigma_2 = \frac{\sigma_x + \sigma_y}{2} - \sqrt{\left(\frac{\sigma_x - \sigma_y}{2}\right)^2 + \tau_{xy}^2}$$

$$\sigma_2 = -75.777 \times 10^3 \text{ psi}$$

Angular location of principal stress plane

$$\theta_p = \frac{\text{atan}\left(\frac{2\tau_{xy}}{\sigma_x - \sigma_y}\right)}{2}$$

$$\theta_p = -21.513^\circ$$

6.10

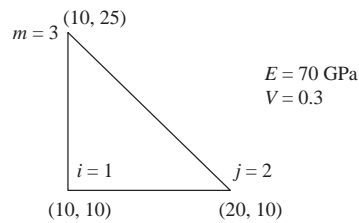
(a)

$$\beta_i = -15 \quad \gamma_i = -10$$

$$\beta_j = 15 \quad \gamma_j = 0$$

$$\beta_m = 0 \quad \gamma_m = 10$$

$$2A = 150 \text{ mm}^2 = 150 \times 10^{-6} \text{ m}^2$$



$$\begin{pmatrix} \sigma_x \\ \sigma_y \\ \tau_{xy} \end{pmatrix} = \frac{70 \times 10^6}{(1+0.3)[1-2(0.3)]} \begin{bmatrix} 0.7 & 0.3 & 0 \\ 0.3 & 0.7 & 0 \\ 0 & 0 & 0.2 \end{bmatrix}$$

$$\times \frac{1}{150} \begin{bmatrix} -15 & 0 & 15 & 0 & 0 & 0 \\ 0 & -10 & 0 & 0 & 0 & 10 \\ -10 & -15 & 0 & 15 & 10 & 0 \end{bmatrix} \begin{Bmatrix} 5.0 \\ 2.0 \\ 0 \\ 0 \\ 5.0 \\ 0 \end{Bmatrix} \times 10^{-3}$$

$$\begin{Bmatrix} \sigma_x \\ \sigma_y \\ \tau_{xy} \end{Bmatrix} = \begin{Bmatrix} -52.5 \\ -32.8 \\ -5.38 \end{Bmatrix} \text{ MPa}$$

$$\sigma_{1,2} = \frac{-52.5 + (-32.8)}{2} \pm \sqrt{\left(\frac{-52.5 + 32.8}{2}\right)^2 + (-5.38)^2}$$

$$= -42.65 \pm 11.22$$

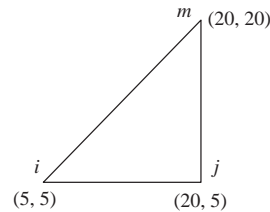
$$\sigma_1 = -31.4 \text{ MPa}$$

$$\sigma_2 = -53.9 \text{ MPa}$$

$$2\theta_p = \tan^{-1} \frac{2(-5.38)}{-52.5 - (-32.8)} = 28.64^\circ$$

$$\theta_p = 14.32^\circ$$

(b)



$$\begin{Bmatrix} \sigma_x \\ \sigma_y \\ \tau_{xy} \end{Bmatrix} = 10^9 \begin{bmatrix} 94.2 & 40.4 & 0 \\ & 94.2 & 0 \\ & & 26.9 \end{bmatrix} \frac{1}{225 \times 10^{-6}}$$

$$\times \begin{bmatrix} -15 & 0 & 15 & 0 & 0 & 0 \\ 0 & 0 & 0 & -15 & 0 & 15 \\ 0 & -15 & -15 & 15 & 15 & 0 \end{bmatrix} \begin{Bmatrix} 0.005 \\ 0.002 \\ 0 \\ 0 \\ 0.005 \\ 0 \end{Bmatrix} \times 10^{-3}$$

$$\begin{Bmatrix} \sigma_x \\ \sigma_y \\ \tau_{xy} \end{Bmatrix} = \begin{Bmatrix} -31.4 \\ -13.5 \\ 5.38 \end{Bmatrix} \text{ MPa}$$

$$\sigma_{1,2} = \frac{-31.4 - 13.5}{2} \pm \sqrt{\left(\frac{-31.4 + 13.5}{2}\right)^2 + (5.38)^2}$$

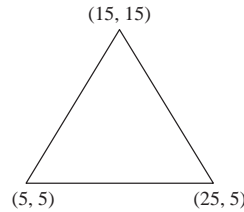
$$= -22.44 \pm 10.46$$

$$\sigma_1 = -11.98 \text{ MPa} \quad \sigma_2 = -32.9 \text{ MPa}$$

$$\tan 2\theta_p = \frac{2(5.38)}{-31.4 + 13.46}$$

$$\theta_p = -15.5^\circ$$

(c)



$$\begin{Bmatrix} \sigma_x \\ \sigma_y \\ \tau_{xy} \end{Bmatrix} = \left(\frac{70}{1.3 \times 0.4} \right) \begin{bmatrix} 0.7 & 0.3 & 0 \\ 0.3 & 0.7 & 0 \\ 0 & 0 & 0.2 \end{bmatrix} \frac{1}{200}$$

$$\times \begin{bmatrix} -10 & 0 & 10 & 0 & 0 & 0 \\ 0 & -10 & 0 & -10 & 0 & 20 \\ -10 & -10 & -10 & 10 & 20 & 0 \end{bmatrix} \begin{Bmatrix} 5 \\ 2 \\ 0 \\ 0 \\ 5 \\ 0 \end{Bmatrix} \times 10^{-3}$$

$$\begin{Bmatrix} \sigma_x \\ \sigma_y \\ \tau_{xy} \end{Bmatrix} = \begin{Bmatrix} -27.6 \\ -19.5 \\ 4.04 \end{Bmatrix} \text{ MPa}$$

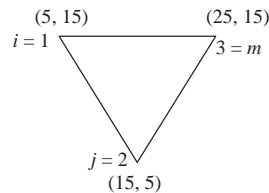
$$\sigma_{1,2} = \frac{-27.6 - 19.5}{2} \pm \sqrt{\left(\frac{-27.6 + 19.5}{2} \right)^2 + 4.04^2}$$

$$\sigma_1 = -17.9 \text{ MPa} \quad \sigma_2 = -29.3 \text{ MPa}$$

$$\theta_p = \frac{1}{2} \tan^{-1} \left(\frac{2 \times 4.04}{-27.6 + 19.5} \right)$$

$$\theta_p = -22.5^\circ$$

(d)



$$E = 70 \times 10^9$$

$$y_1 = 0.015$$

$$x_1 = 0.005$$

$$\beta_1 = y_2 - y_3$$

$$\gamma_1 = x_3 - x_2$$

$$v = 3$$

$$y_2 = 0.005$$

$$x_2 = 0.015$$

$$\beta_2 = y_3 - y_1$$

$$\gamma_2 = x_1 - x_3$$

$$t = 1$$

$$y_3 = 0.015$$

$$x_3 = 0.025$$

$$\beta_3 = y_1 - y_2$$

$$\gamma_3 = x_2 - x_1$$

$$A = \frac{1}{2} [x_1 (y_2 - y_3) + x_2 (y_3 - y_1) + x_3 (y_1 - y_2)]$$

$$[B] = \frac{1}{2A} \begin{pmatrix} \beta_1 & 0 & \beta_2 & 0 & \beta_3 & 0 \\ 0 & \gamma_1 & 0 & \gamma_2 & 0 & \gamma_3 \\ \gamma_1 & \beta_1 & \gamma_2 & \beta_2 & \gamma_3 & \beta_3 \end{pmatrix} \quad [D] = \frac{E}{(1+\nu)(1-2\nu)} \begin{pmatrix} 1-\nu & \nu & 0 \\ \nu & 1-\nu & 0 \\ 0 & 0 & \frac{1-2\nu}{2} \end{pmatrix}$$

$$[k] = t A [B]^T [D] [B]$$

$$u_1 = 0.000005$$

$$u_2 = 0$$

$$u_3 = 0.000005$$

$$v_1 = 0.000002$$

$$v_2 = 0$$

$$v_3 = 0$$

$$\{d\} = \begin{pmatrix} u_1 \\ v_1 \\ u_2 \\ v_2 \\ u_3 \\ v_3 \end{pmatrix}$$

$$\{\sigma\} = [D] [B] \{d\}$$

$$\begin{Bmatrix} \sigma_x \\ \sigma_y \\ \tau_{xy} \end{Bmatrix} = \begin{pmatrix} 70 \\ 1.3 \times 0.4 \end{pmatrix} \begin{bmatrix} 0.7 & 0.3 & 0 \\ 0.3 & 0.7 & 0 \\ 0 & 0 & 0.2 \end{bmatrix} \frac{1}{200}$$

$$\times \begin{bmatrix} 0 & 0 & 10 & 0 & -10 & 0 \\ 0 & -10 & 0 & 10 & 0 & 10 \\ -10 & 0 & 10 & 10 & 10 & -10 \end{bmatrix} \begin{Bmatrix} 5 \\ 2 \\ 0 \\ 0 \\ 5 \\ 0 \end{Bmatrix} \times 10^{-3}$$

$$\begin{Bmatrix} \sigma_x \\ \sigma_y \\ \tau_{xy} \end{Bmatrix} = \begin{Bmatrix} -1.05 \\ 0.70 \\ 3.5 \end{Bmatrix} \text{ MPa}$$

$$\sigma_1 = \frac{\sigma_x + \sigma_y}{2} + \sqrt{\left(\frac{\sigma_x - \sigma_y}{2}\right)^2 + \tau_{xy}^2} \quad \sigma_2 = \frac{\sigma_x + \sigma_y}{2} - \sqrt{\left(\frac{\sigma_x - \sigma_y}{2}\right)^2 + \tau_{xy}^2}$$

$$\sigma_{1,2} = \frac{-1.05 - 0.70}{2} \pm \sqrt{\left(\frac{-1.05 + 0.70}{2}\right)^2 + (-3.5)^2}$$

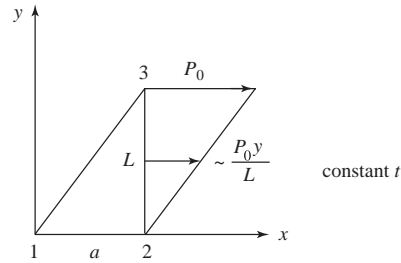
$$\sigma_1 = -3.43 \text{ MPa} \quad \sigma_2 = -3.78 \text{ MPa}$$

$$\theta_p = \frac{1}{2} \tan^{-1} \left(\frac{2(-3.5)}{-1.05 - 0.70} \right)$$

$$\theta_p = 38^\circ$$

6.11

(a)



Equation (6.3.7)

$$\{f_s\} = \int_0^t \int_0^L \begin{bmatrix} N_1 & 0 \\ 0 & N_1 \\ N_2 & 0 \\ 0 & N_2 \\ N_3 & 0 \\ 0 & N_3 \end{bmatrix} \begin{Bmatrix} \frac{P_0 y}{L} \\ 0 \end{Bmatrix} dz dy = t \int_0^L \begin{Bmatrix} \frac{N_1 P_0 y}{L} \\ 0 \\ \frac{N_2 P_0 y}{L} \\ 0 \\ \frac{N_3 P_0 y}{L} \\ 0 \end{Bmatrix} dy$$

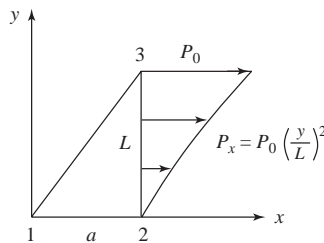
evaluated of $x = a$
 $y = y$

By Equations (6.3.12) – (6.3.17)

$$N_1 = \frac{L(a-x)}{2A}, N_2 = \frac{Lx-ay}{2A}, N_3 = \frac{ay}{2A}$$

$$\{f_s\} = \frac{t P_0}{2 \left(\frac{aL}{2}\right)} \begin{Bmatrix} \frac{1}{6} aL^2 \\ 0 \\ \frac{1}{3} aL^2 \\ 0 \end{Bmatrix} \begin{Bmatrix} f_{s1x} \\ f_{s1y} \\ f_{s2x} \\ f_{s2y} \\ f_{s3x} \\ f_{s3y} \end{Bmatrix} = \begin{Bmatrix} 0 \\ 0 \\ \frac{1}{6} P_0 L t \\ 0 \\ \frac{1}{3} P_0 L t \\ 0 \end{Bmatrix}$$

(b)



By Equation (6.3.11)

$$\{f_s\} = t \int_0^L \begin{Bmatrix} N_1 P_x \\ 0 \\ N_2 P_x \\ 0 \\ N_3 P_x \\ 0 \end{Bmatrix} dy$$

$x = a$
 $y = y$

Now $N_1 = 0, N_2 = \frac{Lx - ay}{2A}, N_3 = \frac{ay}{2A}$

$$\{f_s\} = t \int_0^L \begin{Bmatrix} 0 \\ 0 \\ \left(\frac{Lx-ay}{2A}\right) P_0 \left(\frac{y}{L}\right)^2 \\ 0 \\ \frac{ay}{2A} \left(\frac{y}{L}\right)^2 P_0 \\ 0 \end{Bmatrix} dy \quad \begin{matrix} x = a \\ y = y \end{matrix}$$

Simplifying and integrating

$$\{f_s\} = \frac{P_0 t}{2\left(\frac{1}{2}aL\right)} \begin{Bmatrix} 0 \\ 0 \\ \left(\frac{Lay^3}{3L^2} - \frac{ay^4}{4L^2}\right) \Big|_0^L \\ 0 \\ \frac{ay^4}{4L^2} \Big|_0^L \\ 0 \end{Bmatrix} = \begin{Bmatrix} 0 \\ 0 \\ \frac{P_0 tL}{12} \\ 0 \\ \frac{P_0 tL}{4} \\ 0 \end{Bmatrix}$$

or

$$f_{2x} = \frac{P_0 tL}{12}$$

$$f_{3x} = \frac{P_0 tL}{4}$$

6.12

(a)

$$P_y(x) = ax^2 + bx + c$$

Given

$$a \left(\frac{L}{2}\right)^2 + b \frac{L}{2} + p_1 = p_2$$

$$aL^2 + bL + p_1 = p_3$$

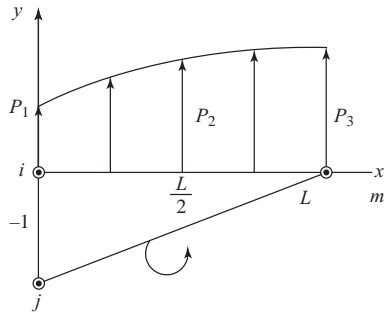
$$c = p_1$$

Find (a, b, c) $\rightarrow \begin{bmatrix} 2 \frac{(p_1 + p_3 - 2p_2)}{L^2} \\ \frac{(-3p_1 - p_3 + 4p_2)}{L} \\ p_1 \end{bmatrix}$

$$a(p_1, p_2, p_3) = 2 \frac{(p_1 + p_3 - 2p_2)}{L^2}$$

$$b(p_1, p_2, p_3) = \frac{(-3p_1 - p_3 + 4p_2)}{L}$$

$$c(p_1, p_2, p_3) = p_1$$



Forces in y direction at nodes 1 and 3 are

$$N_1 = N_i$$

$$f_{s_{1y}} = \int_0^L \left(1 - \frac{x}{L}\right) (a(p_1, p_2, p_3)x^2 + b(p_1, p_2, p_3)x + c(p_1, p_2, p_3)) dx \rightarrow \frac{1}{6}Lp_1 + \frac{1}{3}Lp_2$$

$$= \int_{x=0}^L N_1 P_y(x) dx$$

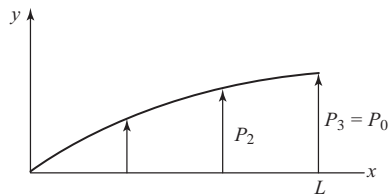
$$N_3 = N_m$$

$$f_{s_{3y}} = \int_0^L \frac{x}{L} (a(p_1, p_2, p_3)x^2 + b(p_1, p_2, p_3)x + c(p_1, p_2, p_3)) dx \rightarrow \frac{1}{6}Lp_3 + \frac{1}{3}Lp_2$$

$$= \int_0^L N_m P_y(x) dx$$

(Special case)

$$\text{If } p_1 = 0 \quad p_3 = p_0$$



$$p(x) = ax^2 + bx + c$$

Want

$$p(x) = p_0 \left(\frac{x}{L}\right)^2 = ax^2 + bx + c$$

$$\therefore a = \frac{p_0}{L^2} = \frac{2}{L^2} (p_0 - 2p_2)$$

$$\frac{2p_0}{L^2} - \frac{p_0}{L^2} = \frac{4p_2}{L^2}$$

$$\frac{p_0}{L^2} = \frac{4p_2}{L^2}$$

$$p_2 = \frac{p_0}{4}$$

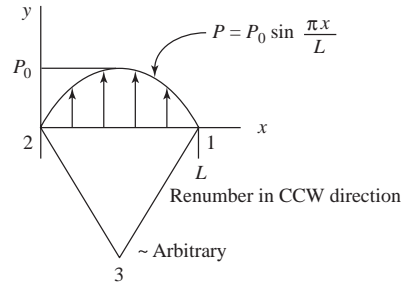
Then

$$f_{s_{14}} = \frac{1}{6} L p_1^{\theta} + \frac{1}{3} L p_2 = \frac{1}{3} L \frac{p_0}{4} = \frac{p_0 L}{12} \rightarrow \text{Like 6.11 b with } f_{sx} = \frac{pL}{12}$$

$$f_{s_{34}} = \frac{1}{6} L p_3^{\parallel} + \frac{1}{3} L p_2^{\frac{p_0}{4}} = \frac{3}{12} L p_0 = \frac{p_0 L}{4} \Rightarrow f_{3x} \text{ in 6.11b}$$

(These answers match P6.11 for special case)

(b)



$$\{f_s\} = \int_s \int [N_s]^T [T_s] ds$$

$[T_s]$ = Surface tractions

$$= \begin{Bmatrix} T_{sx} \\ T_{sy} \end{Bmatrix} = \begin{Bmatrix} 0 \\ P_0 \sin \pi \frac{x}{L} \end{Bmatrix}$$

$[N_s]$ = Shape function matrix evaluated along edge 1-2

$$= \begin{bmatrix} N_i & 0 & N_j & 0 & N_m & 0 \\ 0 & N_i & 0 & N_j & 0 & N_m \end{bmatrix}$$

Let $i = 1$

$j = 2$

$m = 3$

$$N_i - N_1 = \frac{1}{2A} (\alpha_i + \beta_i x + \gamma_i y)$$

$$N_1(y=0) = \frac{1}{2A} (\alpha_i + \beta_i x)$$

$$\begin{aligned} \alpha_i &= x_j y_m - y_j x_m \\ &= 0(y_m) - 0(x_m) = 0 \end{aligned}$$

$$\begin{aligned} \beta_i &= y_j - y_m \\ &= 0 - y_m = -y_m \end{aligned}$$

$$N_1(y=0) = \frac{1}{2A} (0 - y_m x) = \frac{-y_m x}{2A}$$

$$N_j = N_2 = \frac{1}{2A} (\alpha_j + \beta_j x + \gamma_j y)$$

$$N_2(y=0) = \frac{1}{2A} (\alpha_i + \beta_i x)$$

$$\alpha_j = y_j x_m - x_j y_m$$

$$= 0(x_m) - Ly_m = -Ly_m$$

$$\beta_j = y_m - y_i$$

$$= y_m - 0 = y_m$$

$$N_2(y=0) = \frac{1}{2A} [-Ly_m + y_m x] = \frac{y_m}{2A} [x-L]$$

$$N_m = N_3 = \frac{1}{2A} [\alpha_m + \beta_m x + \gamma_m y]$$

$$N_3(y=0) = \frac{1}{2A} [\alpha_m + \beta_m x]$$

$$\alpha_m = x_i y_j - y_i x_j = L(0) - 0(0) = 0$$

$$\beta_m = y_i - y_j = 0$$

$\therefore N_m(y=0) = 0$ As expected

$$\{f_s\} = \int_0^{x=L} \int_0^{z=t} \begin{bmatrix} N_1 & 0 \\ 0 & N_1 \\ N_2 & 0 \\ 0 & N_2 \\ N_3 & 0 \\ 0 & N_3 \end{bmatrix} \begin{Bmatrix} 0 \\ P_0 \sin \frac{\pi x}{L} \end{Bmatrix} dz dx$$

$$= t \int_0^{x=L} \begin{bmatrix} 0 \\ N_1 P_0 \sin \frac{\pi x}{L} \\ 0 \\ N_2 P_0 \sin \frac{\pi x}{L} \\ 0 \\ N_3 P_0 \sin \frac{\pi x}{L} \end{bmatrix} dx = t \int_0^{x=L} \begin{bmatrix} 0 \\ -\frac{y_m x}{2A} P_0 \sin \left(\frac{\pi x}{L}\right) \\ 0 \\ \frac{y_m}{2A} (x-L) P_0 \sin \frac{\pi x}{L} \\ 0 \\ 0 \end{bmatrix} dx$$

2nd term in (A) ($y_m = y_3$)

$$f_{s1y} = \frac{-t y_3 P_0}{2A} \int_0^{x=L} x \sin \left(\frac{\pi x}{L}\right) dx$$

$$\int u dv = u - \int v du$$

$$u = x \quad du = dx$$

$$dv = \sin \frac{\pi x}{L} dx \quad v = -\cos \frac{\pi x}{L}$$

$$= \frac{-t y_3 P_0}{2A} \left[-\frac{xL}{\pi} \cos \pi \frac{x}{L} + \int_0^{x=L} \frac{L}{\pi} \cos \left(\pi \frac{x}{L}\right) dx \right]$$

$$= \frac{-t y_3 P_0}{2A} \left[-\frac{xL}{\pi} \cos \left(\pi \frac{x}{L}\right) + \frac{L^2}{\pi^2} \sin \left(\pi \frac{x}{L}\right) \right] \Big|_0^L$$

$$= \frac{-t y_3 P_0}{2A} \left[\frac{-L^2}{\pi} (-1) + 0 - 0 - 0 \right]$$

$$f_{s1y} = \frac{-t y_3 P_0}{2A} \left(\frac{L^2}{\pi} \right) = \frac{t P_0 L}{\pi}$$

$$A = \frac{-1}{2} L y_3$$

4th term in (A)

$$f_{s2y} = t \int_0^L \left[\frac{y_3}{2A} P_0 x \sin \frac{\pi x}{L} - \frac{y_3}{2A} P_0 L \sin \left(\frac{x\pi}{L} \right) \right] dx$$

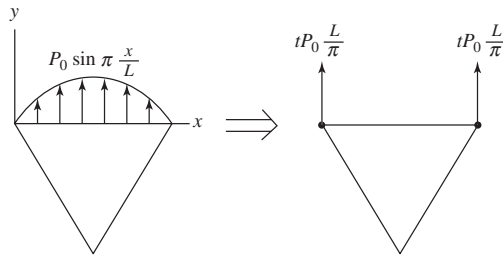
$$= \frac{t y_3 P_0}{2A} \underbrace{\int_0^L x \sin \frac{\pi x}{L} dx}_{\text{DONE IN 2nd TERM}} - \frac{t y_3 P_0 L}{2A} \int_0^L \sin \frac{\pi x}{L} dx$$

$$= \frac{t y_3 P_0}{2A} \left[\frac{L^2}{\pi} \right] + \frac{t y_3 P_0 L}{2A} \left[\frac{L}{\pi} \cos \pi \frac{x}{L} \right]_0^L$$

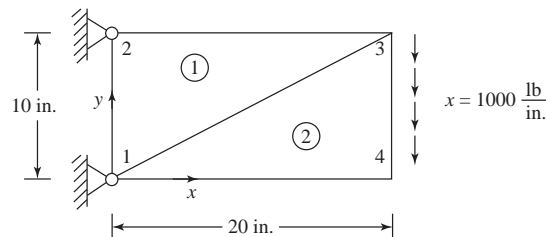
$$= \frac{t y_3 P_0}{2A} \frac{L^2}{\pi} + \frac{t y_3 P_0 L}{2A} \frac{L}{\pi} [-1 + 1]$$

$$f_{s2y} = \frac{t y_3 P_0 L^2}{2A \pi} = \frac{t y_3 L^2 P_0}{\left[\frac{1}{2} L y_3 \right] \pi} = \frac{t L P_0}{\pi}$$

$$\therefore \vec{f}_s = \begin{Bmatrix} f_{s1x} \\ f_{s1y} \\ f_{s2x} \\ f_{s2y} \\ f_{s3x} \\ f_{s3y} \end{Bmatrix} = \begin{Bmatrix} 0 \\ \frac{t P_0 L}{\pi} \\ 0 \\ \frac{t P_0 L}{\pi} \\ 0 \\ 0 \end{Bmatrix}$$



6.13



Refer to Section 6.5 for $[K]$

Since $u_1 = v_1 = 0, u_2 = v_2 = 0$

$$\begin{Bmatrix} 0 \\ -5,000 \\ 0 \\ -5,000 \end{Bmatrix} = \frac{75000 \times 5}{0.91} \begin{bmatrix} 48 & 0 & -28 & 14 \\ & 87 & 12 & -80 \\ & & 48 & -26 \\ \text{Symmetry} & & & 87 \end{bmatrix} \begin{Bmatrix} u_3 \\ v_3 \\ u_4 \\ v_4 \end{Bmatrix}$$

Solving

$$\begin{aligned} u_3 &= 0.50 \times 10^{-3} \text{ in.} & v_3 &= -0.275 \times 10^{-2} \text{ in.} \\ u_4 &= -0.609 \times 10^{-3} \text{ in.} & v_4 &= -0.293 \times 10^{-2} \text{ in.} \end{aligned}$$

Using element (1)

By Equation (6.2.36), $\{\sigma\} = [D][B]\{d\}$

$$\{\sigma\} = \frac{30 \times 10^6}{(0.91)(200)} \begin{bmatrix} 1 & 0.3 & 0 \\ 0.3 & 1 & 0 \\ 0 & 0 & 0.35 \end{bmatrix} \begin{bmatrix} 0 & 0 & 10 & 0 & -10 & 0 \\ 0 & -20 & 0 & 0 & 0 & 20 \\ -20 & 0 & 0 & 10 & 20 & -10 \end{bmatrix}$$

$$\times \begin{Bmatrix} 0 \\ 0 \\ 0.5 \times 10^{-3} \\ -0.275 \times 10^{-2} \\ 0 \\ 0 \end{Bmatrix}$$

$$\begin{Bmatrix} \sigma_x \\ \sigma_y \\ \tau_{xy} \end{Bmatrix} = \begin{Bmatrix} 824 \\ 247 \\ -1586 \end{Bmatrix} \text{ psi}$$

$$\sigma_{1,2} = \frac{824 + 247}{2} \pm \sqrt{\left(\frac{824 - 247}{2}\right)^2 + (-1586)^2}$$

$$\sigma_1 = 2149 \text{ psi} \quad \sigma_2 = -1077 \text{ psi}$$

$$\theta_p = \frac{1}{2} \tan^{-1} \left(\frac{-2 \times 1586}{824 - 247} \right)$$

$$\theta_p = -40^\circ$$

Using element (2)

$$\{\sigma\} = \frac{30 \times 10^6}{0.91(200)} \begin{bmatrix} 1 & 0.3 & 0 \\ 0.3 & 1 & 0 \\ 0 & 0 & 0.35 \end{bmatrix} \begin{bmatrix} -10 & 0 & 10 & 0 & 0 & 0 \\ 0 & 0 & 0 & -20 & 0 & 20 \\ 0 & -10 & -20 & 10 & 20 & 0 \end{bmatrix}$$

$$\times \begin{Bmatrix} 0 \\ 0 \\ -0.609 \times 10^{-3} \\ -0.293 \times 10^{-2} \\ 0.5 \times 10^{-3} \\ -0.275 \times 10^{-2} \end{Bmatrix}$$

$$\begin{Bmatrix} \sigma_x \\ \sigma_y \\ \tau_{xy} \end{Bmatrix} = \begin{Bmatrix} -825 \\ 292 \\ -411 \end{Bmatrix} \text{ psi}$$

$$\sigma_{1,2} = \frac{-825 + 292}{2} \pm \sqrt{\left(\frac{-825 - 292}{2}\right)^2 + (-411)^2}$$

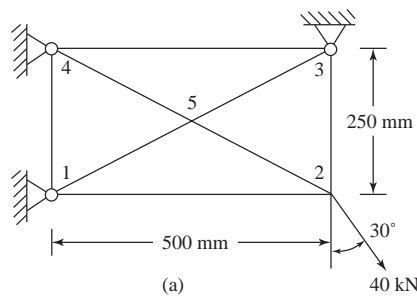
$$\sigma_1 = 426 \text{ psi} \quad \sigma_2 = -960 \text{ psi}$$

$$\theta_p = \frac{1}{2} \tan^{-1} \left(\frac{-2 \times 411}{-825 - 292} \right)$$

$$\theta_p = 18.15^\circ$$

6.14

(a)



INPUT TABLE 1. BASIC PARAMETERS

NUMBER OF NODAL POINTS.....	5
NUMBER OF ELEMENTS.....	4
NUMBER OF DIFFERENT MATERIALS.....	1
NUMBER OF SURFACE LOAD CARDS.....	0
1 = PLANE STRAIN, 2 = PLANE STRESS.....	2
BODY FORCES (1 = IN - Y DIREC., 0 = NONE)	0

INPUT TABLE 2. MATERIAL PROPERTIES

MATERIAL NUMBER	MODULUS OF ELASTICITY	POISSON'S RATIO	MATERIAL DENSITY	MATERIAL THICKNESS
1	0.2100E+12	0.3000E+00	0.0000E+00	0.5000E-02

INPUT TABLE 3. NODAL POINT DATA

NODAL

POINT	TYPE	X	Y
1	3	0.0000E+00	0.0000E+00
2	0	0.5000E+00	0.0000E+00
3	3	0.5000E+00	0.2500E+00
4	3	0.0000E+00	0.2500E+00
5	0	0.2500E+00	0.1250E+00

X-DISP. OR LOAD	Y-DISP. OR LOAD
0.0000E+00	0.0000E+00
0.2000E+05	- 0.3464E+05
0.0000E+00	0.0000E+00
0.0000E+00	0.0000E+00
0.0000E+00	0.0000E+00

INPUT TABLE 4. ELEMENT DATA

ELEMENT	GLOBAL INDICES OF ELEMENT NODES				MATERIAL
	1	2	3	4	
1	1	5	4	4	1
2	1	2	5	5	1
3	5	2	3	3	1
4	4	5	3	3	1

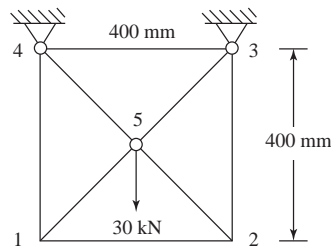
OUTPUT TABLE 1. NODAL DISPLACEMENTS, m

NODE	U = X-DISP.	V = Y-DISP.
1	0.00000000E+00	0.00000000E+00
2	0.28124740E-04	- 0.32985310E-04
3	0.00000000E+00	0.00000000E+00
4	0.00000000E+00	0.00000000E+00
5	0.11497950E-04	- 0.10347600E-04

OUTPUT TABLE 2. STRESSES AT ELEMENT CENTROIDS

ELEMENT	X	Y	SIGMA (X)	SIGMA (Y)	TAU (X, Y)
1	0.083	0.125	0.0613E+07	3.1840E+06	3.3431E+06
2	0.250	0.042	1.6384E+07	1.5239E+07	- 6.9854E+06
3	0.417	0.125	1.1502E+07	3.1158E+07	- 1.1072E+07
4	0.250	0.208	5.7310E+06	1.9103E+07	- 7.4294E+06
			SIGMA (1)	SIGMA (2)	ANGLE
			1.1896E+07	1.9012E+06	2.0993E+01
			2.2820E+07	8.8026E+06	- 4.2657E+01
			3.6135E+07	6.5251E+06	- 6.5798E+01
			2.2412E+07	2.4221E+06	- 6.5993E+01

(c)



(b)

INPUT TABLE 1. BASIC PARAMETERS

NUMBER OF NODAL POINTS.....	5
NUMBER OF ELEMENTS.....	4
NUMBER OF DIFFERENT MATERIALS.....	1
NUMBER OF SURFACE LOAD CARDS.....	0
1 = PLANE STRAIN, 2 = PLANE STRESS.....	2
BODY FORCES (1 = IN - Y DIREC., 0 = NONE)	0

INPUT TABLE 2. MATERIAL PROPERTIES

MATERIAL NUMBER	MODULUS OF ELASTICITY	POISSON'S RATIO,	MATERIAL DENISTY	MATERIAL THICKNESS
1	0.2100E+12	0.3000E+00	0.0000E+00	0.5000E-02

INPUT TABLE 3. NODAL POINT DATA

POINT	TYPE	X	Y
1	0	0.0000E+00	0.0000E+00
2	0	0.4000E+00	0.0000E+00
3	3	0.4000E+00	0.4000E+00
4	3	0.0000E+00	0.4000E+00
5	0	0.2000E+00	0.2000E+00
		OR LOAD	OR LOAD
		0.0000E+00	0.0000E+00
		0.0000E+00	0.0000E+00
		0.0000E+00	0.0000E+00
		0.0000E+00	0.0000E+00
		0.0000E+00	-0.3000E+05

INPUT TABLE 4. ELEMENT DATA

GLOBAL INDICES OF ELEMENT NODES					
ELEMENT	1	2	3	4	MATERIAL
1	1	2	5	5	1
2	2	3	5	5	.1
3	3	4	5	5	1
4	4	1	5	5	-.1

OUTPUT TABLE 1. NODAL DISPLACEMENTS (m)

NODE	U = X-DISP.	V = Y-DISP.
1	-0.16515414E-05	-0.12504538E-04
2	0.16515442E-05	-0.12504535E-04
3	0.00000000E+00	0.00000000E+00
4	0.00000000E+00	0.00000000E+00
5	0.27411561E-12	-0.16279491E-04

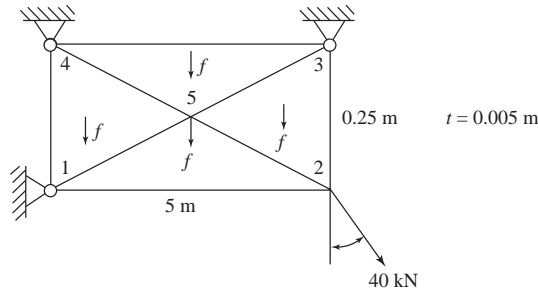
OUTPUT TABLE 2. STRESSES AT ELEMENT CENTROIDS $\left(\frac{N}{m^2}\right)$

ELEMENT	X	Y	SIGMA(X)	SIGMA(Y)	TAU(X, Y)
1	0.20	0.07	5.9891E+05	-3.7840E+06	4.0454E-01
2	0.33	0.20	3.1171E+06	7.5000E+06	3.7160E+06
3	0.20	0.33	5.6352E+06	1.8784E+07	-1.1070E-01
4	0.07	0.20	3.1171E+06	7.5000E+06	-3.7160E+06

SIGMA(1)	SIGMA(2)	ANGLE
5.9891E+05	-3.7840E+06	5.2883E-06
9.6226E+06	9.9449E+05	6.0265E+01
1.8784E+07	5.6352E+06	-9.0000E+01
9.6226E+06	9.9449E+05	-6.0265E+01

6.15

(a)



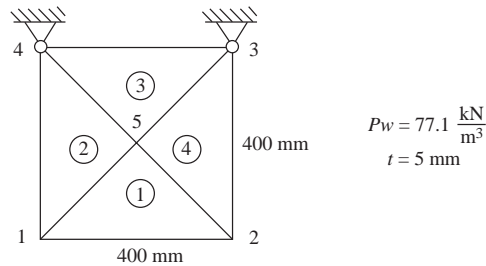
$$F = (0.5 \text{ m}) (0.25 \text{ m}) (0.005 \text{ m}) \left(77.1 \frac{\text{kN}}{\text{m}^3} \right) = 0.0482 \text{ kN}$$

$$f_1 = f_2 = f_3 = f_4 = \frac{-\frac{1}{2}(0.25)(0.25)(0.005) \left(77.1 \frac{\text{kN}}{\text{m}^3} \right) \left[\frac{1000 \text{ N}}{1 \text{ kN}} \right] (2)}{3} = -8.031 \text{ N}$$

$$f_5 = (2) \times f_1 = 16.063 \text{ N} \downarrow$$

$$f_{5y} = -16.063 \text{ N} \downarrow$$

(c)



Equation (6.3.6)

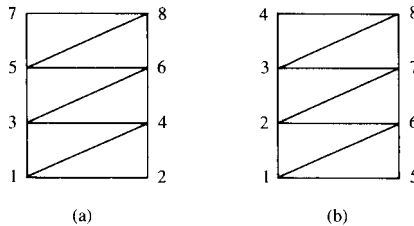
$$\begin{Bmatrix} f_{B1x}^{(1)} \\ f_{B1y}^{(1)} \\ f_{B2x}^{(1)} \\ f_{B2y}^{(1)} \\ f_{B5x}^{(1)} \\ f_{B5y}^{(1)} \end{Bmatrix} = \begin{Bmatrix} 0 \\ 77.1 \\ 0 \\ 77.1 \\ 0 \\ 77.1 \end{Bmatrix} \frac{(0.4\text{ m})(0.2\text{ m})(0.005\text{ m})}{(2)(3)} = \begin{Bmatrix} 0 \\ 5.14 \\ 0 \\ 5.14 \\ 0 \\ 5.14 \end{Bmatrix} 10^{-3} \text{ kN}$$

All body force matrices for each element identical to above
Adding the 4 element body force matrices

$$\{F_B\} = \begin{Bmatrix} f_{B1x} \\ f_{B1y} \\ f_{B2x} \\ f_{B2y} \\ f_{B3x} \\ f_{B3y} \\ f_{B4x} \\ f_{B4y} \\ f_{B5x} \\ f_{B5y} \end{Bmatrix} = \begin{Bmatrix} 0 \\ 10.28 \\ 0 \\ 10.28 \\ 0 \\ 10.28 \\ 0 \\ 10.28 \\ 0 \\ 20.56 \end{Bmatrix} \text{ N}$$

- 6.16** The triangular element is called a constant strain triangle (CST) because the strain is constant throughout the element.
- 6.17** The stresses are also constant as the strains are constant.
- 6.18**
- No, bending in the plane takes place
 - Yes, loads in-plane of the wall
 - Yes, a plane stress problem
 - Yes, if loads in-plane of the bar
 - Yes, a plane strain problem
 - Yes, a plane stress problem
 - No, loads out of the plane of the wrench
 - Yes, as loads in the plane
 - No, bending in the plane takes place
- 6.19** We must connect the beam element to two or more nodes of a plane stress element. The beam must be along the edge of the plane stress element.

6.20



$$n_b = n_0 (m + 1)$$

(a) $n_b = 2(3 + 1) = 8$

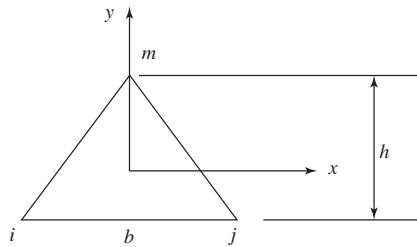
(b) $n_b = 2(5 + 1) = 12$

for model (a)

model(b)

$$\begin{array}{c}
 |n_b = 8| \qquad \qquad \qquad |n_b = 12| \\
 \begin{array}{cccccccc}
 1 & 2 & 3 & 4 & 5 & 6 & 7 & 8
 \end{array} \\
 \left[\begin{array}{cccccccc}
 \times & \times & \times & \times & & & & \\
 & \times & 0 & \times & 0 & & & \\
 & & \times & \times & \times & \times & & \\
 & & & \times & 0 & \times & 0 & \\
 \text{Symmetry} & & & & \times & \times & \times & \times \\
 & & & & & \times & 0 & \times \\
 & & & & & & \times & \times \\
 & & & & & & & \times
 \end{array} \right]
 \end{array}
 \qquad
 \begin{array}{c}
 \left[\begin{array}{cccccccc}
 \times & \times & 0 & 0 & \times & \times & & \\
 & \times & \times & 0 & 0 & \times & \times & \\
 & & \times & \times & 0 & 0 & \times & \times \\
 & & & \times & 0 & 0 & 0 & \times \\
 & & & & \times & \times & 0 & 0 \\
 & & & & & \times & \times & 0 \\
 & & & & & & \times & \times \\
 & & & & & & & \times
 \end{array} \right]
 \end{array}$$

6.21



By (6.2.10)

$$\alpha_i = x_j y_m - y_j x_m = \frac{b}{2} \left(\frac{2b}{3} \right) - \left(-\frac{h}{3} \right) (0) = \frac{bh}{3} = \frac{2A}{3}$$

$$\alpha_j = \left(-\frac{h}{3} \right) (0) - \left(-\frac{b}{2} \right) \left(\frac{2h}{3} \right) = \frac{bh}{3} = \frac{2A}{3}$$

$$\alpha_m = \left(-\frac{b}{2} \right) \left(-\frac{h}{3} \right) - \left(-\frac{h}{3} \right) \left(\frac{b}{2} \right) = \frac{bh}{3} = \frac{2A}{3}$$

$$\therefore \{f_B\} = \int_v [N]^T \begin{Bmatrix} X_b \\ Y_b \end{Bmatrix} dV \quad N_i = \frac{1}{2A} \left(\frac{2A}{3} \right) = \frac{1}{3} \text{ and } N_j = N_m = \frac{1}{3}$$

or

$$\{f_{b_i}\} = \int_v \begin{bmatrix} N_i & 0 \\ 0 & N_i \end{bmatrix} \begin{Bmatrix} X_b \\ Y_b \end{Bmatrix} dV$$

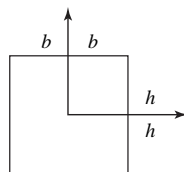
$$= \int_v \begin{bmatrix} \frac{1}{3} & \\ 0 & \frac{1}{3} \end{bmatrix} \begin{Bmatrix} X_b \\ Y_b \end{Bmatrix} t dA$$

$$\{f_{b_i}\} = \begin{Bmatrix} X_b \\ Y_b \end{Bmatrix} \frac{V}{3}$$

Similarly

$$\{f_{b_j}\} = \{f_{b_m}\} = \begin{Bmatrix} X_b \\ Y_b \end{Bmatrix} \frac{V}{3} \tag{6.3.6}$$

6.24



$$N_1 = \frac{(b-x)(h-y)}{4bh}, N_2 = \frac{(b+x)(h-y)}{4bh}$$

$$N_3 = \frac{(b+x)(h+y)}{4bh}, N_4 = \frac{(b-x)(h+y)}{4bh} \quad (1)$$

at center $(x = 0, y = 0)$

$$N_1 = \frac{1}{4}, N_2 = \frac{1}{4}, N_3 = \frac{1}{4}, N_4 = \frac{1}{4}$$

$$N_1 + N_2 + N_3 + N_4 = 1$$

at point $\left(x = \frac{b}{2}, y = \frac{h}{2}\right)$

$$N_1 = \frac{\left(b - \frac{b}{2}\right)\left(h - \frac{h}{2}\right)}{4bh} = \frac{1}{16}$$

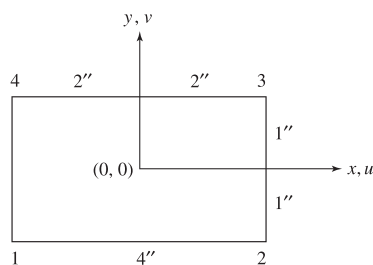
$$N_2 = \frac{3}{16}, N_3 = \frac{9}{16}, N_4 = \frac{3}{16}$$

$$\therefore N_1 + N_2 + N_3 + N_4 = 1$$

In general add the functions in Equation (1) and you get for all x and y on the element

$$N_1 + N_2 + N_3 + N_4 = 1$$

6.25



$$\{\sigma\} = [D] [B] \{d\}$$

$$[B] = \frac{1}{4bh} \begin{bmatrix} -(h-y) & 0 & h-y & 0 & h+y & 0 & -(h+y) & 0 \\ 0 & -(b-x) & 0 & -(b+x) & 0 & b+x & 0 & b-x \\ -(b-x) & -(h-y) & -(b+x) & h-y & b+x & h+y & b-x & -(h+y) \end{bmatrix}$$

At center $(x = 0, y = 0)$

$$[B] = \frac{1}{8} \begin{bmatrix} -1 & 0 & 1 & 0 & 1 & 0 & -1 & 0 \\ 0 & -2 & 0 & -2 & 0 & 2 & 0 & 2 \\ -2 & -1 & -2 & 1 & 2 & 1 & 2 & -1 \end{bmatrix}$$

$$\{\varepsilon\} = \frac{1}{8} \begin{bmatrix} -1 & 0 & 1 & 0 & 1 & 0 & -1 & 0 \\ 0 & -2 & 0 & -2 & 0 & 2 & 0 & 2 \\ -2 & -1 & -2 & 1 & 2 & 1 & 2 & -1 \end{bmatrix} \begin{Bmatrix} 0 \\ 0 \\ 0.005 \\ 0.0025 \\ 0.0025 \\ -0.0025 \\ 0 \\ 0 \end{Bmatrix}$$

$$\{\varepsilon\} = \begin{Bmatrix} \varepsilon_x \\ \varepsilon_y \\ \gamma_{xy} \end{Bmatrix} = \begin{Bmatrix} 0.0009375 \\ -0.00125 \\ -0.000625 \end{Bmatrix} \begin{Bmatrix} \text{in.} \\ \text{in.} \\ \text{in.} \end{Bmatrix}$$

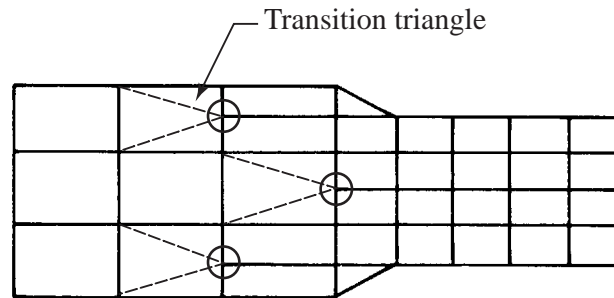
$$\{\sigma\} = [D] \{\varepsilon\}$$

$$= \frac{30 \times 10^6}{1 - 0.3^2} \begin{bmatrix} 1 & 0.3 & 0 \\ 0.3 & 1 & 0 \\ 0 & 0 & 0.35 \end{bmatrix} \begin{Bmatrix} 0.0009375 \\ -0.00125 \\ -0.000625 \end{Bmatrix}$$

$$\begin{Bmatrix} \sigma_x \\ \sigma_y \\ \tau_{xy} \end{Bmatrix} = \begin{Bmatrix} 18.54 \\ -31.94 \\ -7.21 \end{Bmatrix} \text{ ksi}$$

Chapter 7

- 7.1** For the simple 4 noded elements it is a violation of displacement compatibility to have a mid-side node. Some of the elements have mid-side nodes in this model. Use 'transition' triangle to go from smaller to larger rectangular elements.



- 7.2** The mesh sizing is not fine enough in the reentrant corner region at C . We need smaller elements near point C and small radius at C .
- 7.3** Based on the formulation used here we can not have $\mu = 0.5$ for the plane strain case as the denominator in the material property matrices $[D]$ (see Equation (6.1.10) and $[K]$ (see Equation (6.4.3) becomes zero. A penalty formulation see Reference [7] can be used to avoid this problem.
- 7.4** The structure is plane strain if this section represents a cross section of a long structure in which the loads do not vary in the z direction.
The structure is a plane stress problem if this section is a thin plate type structure with loads in the plane of the structure only.
Also see Section 6.1 for descriptions of plane stress and plane strain and examples of each.
- 7.5** When abrupt changes in thickness at E 's occur from element to element.
- 7.6** Unit thickness/7.7 (a) best aspect ratio.
- 7.9** (a) No, as replacing a portion of the patch by a different material with different mechanical properties will in general produce non-uniform strain under constant state of applied stress. For rigid body mode tests, however, different mechanical property materials still result in rigid body displacement.
- (b) Yes, the patch can be arbitrary in shape. If we apply a test displacement field of $u_x = 1$, $u_y = 0$ at the external nodes of a patch of say 4 elements and set the internal nodal force to zero, then solve for the displacement components at internal node i , these displacement components should agree with the value of the displacement function at that node. Also the strain function or field should vanish identically at any point over each element.
- (c) Yes, we can mix triangular and quadrilateral elements in a 2-d patch test as long as the material properties are the same.
- (d) No. Mixing bars with plane elements would alter the constant strain states as the plane element and bar are of different structural types.
- (e) The patch test should be applied when developing new finite elements, to determine if the element can represent rigid body motion as well as states of constant strain when these conditions occur.

7.10 Using Mathcad

$$A = 1 \times 10^{-4} \quad E = 200 \times 10^9 \quad L_1 = 0.6 \quad [L_2] = 1.4$$

$$[k_1] = \begin{pmatrix} 1 & -1 & 0 \\ -1 & 1 & 0 \\ 0 & 0 & 0 \end{pmatrix} \quad [k_1] = [k_1] A \frac{E}{L_1} \quad [k_1] = \begin{pmatrix} 3.333 \times 10^7 & -3.333 \times 10^7 & 0 \\ -3.333 \times 10^7 & 3.333 \times 10^7 & 0 \\ 0 & 0 & 0 \end{pmatrix}$$

$$[k_2] = \begin{pmatrix} 0 & 0 & 0 \\ 0 & 1 & -1 \\ 0 & -1 & 1 \end{pmatrix} \quad [k_2] = [k_2] A \frac{E}{L_2} \quad [k_2] = \begin{pmatrix} 0 & 0 & 0 \\ 0 & 1.429 \times 10^7 & -1.429 \times 10^7 \\ 0 & -1.429 \times 10^7 & 1.429 \times 10^7 \end{pmatrix}$$

$$[k] = [k_1] + [k_2] \quad [k] = \begin{pmatrix} 3.333 \times 10^7 & -3.333 \times 10^7 & 0 \\ -3.333 \times 10^7 & 4.762 \times 10^7 & -1.429 \times 10^7 \\ 0 & -1.429 \times 10^7 & 1.429 \times 10^7 \end{pmatrix}$$

Set these 3 values to defined quantities of $u_1 = u_3 = 1$ for the rigid body patch test

$$u_1 = 1 \quad u_3 = 1 \quad F_2 = 0$$

Guess at F_1 , F_3 , and u_2 as shown below.

$$F_1 = 1 \quad u_2 = 0 \quad F_3 = 1$$

Given Use the given command to create a solve block.

$$\begin{pmatrix} F_1 \\ F_2 \\ F_3 \end{pmatrix} = [k] \begin{pmatrix} u_1 \\ u_2 \\ u_3 \end{pmatrix} \quad \text{Use control and equal sign here.}$$

$$\begin{pmatrix} F_1 \\ u_2 \\ F_3 \end{pmatrix} = \text{Find}(F_1, u_2, F_3) \quad \text{Use the 'Find' command to find } F_1, u_2, \text{ and } F_3.$$

$$F_1 = 0 \quad u_2 = 1 \quad F_3 = 0$$

The rigid body motion patch test is satisfied as $u_2 = 1$.

Now check the constant strain test. Let $u(x) = x$ for the nodes at the boundaries, i.e., $u_1 = 0$ and $u_3 = 2$, Verify that $u_2(x = 0.6) = 0.6$.

$$u_1 = 0 \quad u_3 = 2 \quad F_2 = 0 \quad \text{Initial these values}$$

$$F_1 = 1 \quad F_3 = 1 \quad u_2 = 0 \quad \text{Guesses for these values.}$$

Given

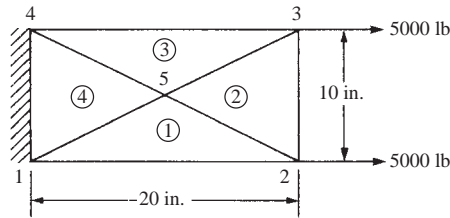
$$\begin{pmatrix} F_1 \\ F_2 \\ F_3 \end{pmatrix} = [k] \begin{pmatrix} u_1 \\ u_2 \\ u_3 \end{pmatrix}$$

$$\begin{pmatrix} F_1 \\ u_2 \\ F_3 \end{pmatrix} = \text{Find}(F_1, u_2, F_3) \quad \text{Use the 'Find' command to solve for } F_1, u_2, \text{ and } F_3.$$

$$F_1 = -2 \times 10^7 \quad F_3 = 2 \times 10^7 \quad u_2 = 0.6$$

Now upon solving the system of equations $u_2 = 0.6$ as it should to satisfy the patch test for constant strain.

7.12



INPUT TABLE 1.. BASIC PARAMETERS

NUMBER OF NODAL POINTS.	5
NUMBER OF ELEMENTS.	4
NUMBER OF DIFFERENT MATERIALS.	1
NUMBER OF SURFACE LOAD CARDS.	0
1 = PLANE STRAIN, 2 = PLANE STRESS	2
BODY FORCES (1 = IN - Y DIREC., 0 = NONE)	0

INPUT TABLE 2.. MATERIAL PROPERTIES

MATERIAL NUMBER	MODULUS OF ELASTICITY	POISSON'S RATIO,	MATERIAL DENSITY	MATERIAL THICKNESS
1	0.3000E+08	0.3000E+00	0.0000E+00	0.1000E+01

INPUT TABLE 3.. NODAL POINT DATA

NODAL POINT	TYPE	X	Y	X-DISP. OR LOAD	Y-DISP. OR LOAD
1	3	0.0000E+00	0.0000E+00	0.0000E+00	0.0000E+00
2	0	0.2000E+02	0.0000E+00	0.5000E+04	0.0000E+00
3	0	0.2000E+02	0.1000E+02	0.5000E+04	0.0000E+00
4	3	0.0000E+00	0.1000E+02	0.0000E+00	0.0000E+00
5	0	0.1000E+02	0.5000E+01	0.0000E+00	0.0000E+00

INPUT TABLE 4.. ELEMENT DATA

ELEMENT	GLOBAL INDICES OF	ELEMENT	NODES	MATERIAL	
	1	2	3	4	
1	1	2	5	5	1
2	2	3	5	5	1
3	5	3	4	4	1
4	1	5	4	4	1

OUTPUT TABLE 1.. NODAL DISPLACEMENTS

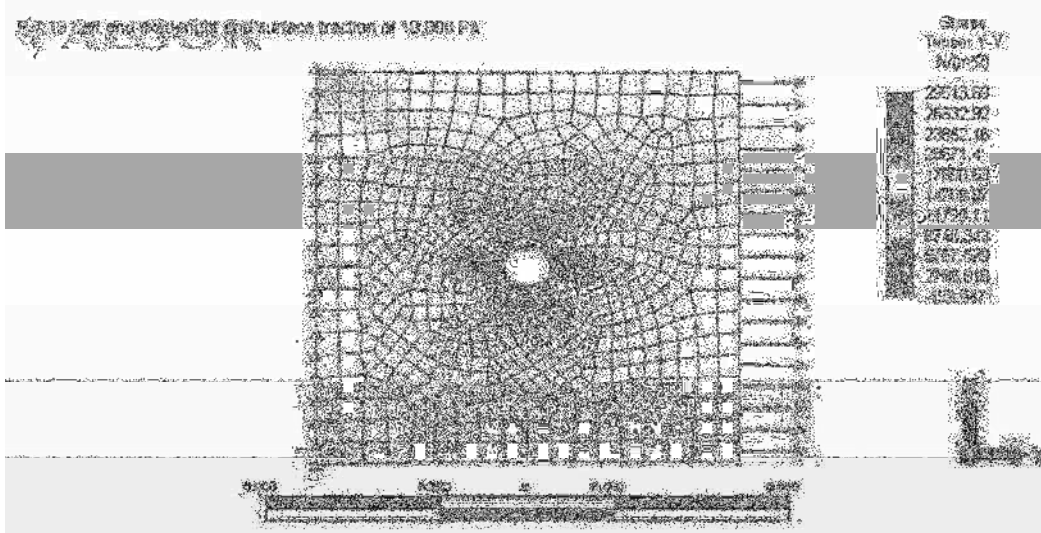
NODE	U = X-DISP.	V = Y-DISP.
1	0.00000000E+00	0.00000000E+00
2	0.64664544E-03	0.66631597E-04
3	0.61664509E-03	-0.66630528E-04
4	0.00000000E+00	0.00000000E+00
5	0.30527671E-03	0.24373945E-09

OUTPUT TABLE 2.. STRESSES AT ELEMENT CENTROIDS

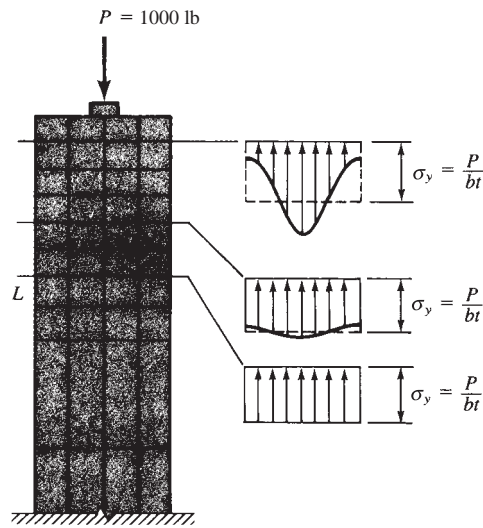
ELEMENT	X	Y	SIGMA(X)	SIGMA(Y)	TAU(X, Y)
1	10.00	1.67	1.0000E+03	1.0011E+02	-3.2032E+00
2	16.67	5.00	9.9359E+02	-1.0171E+02	1.2599E-05
3	10.00	8.33	1.0000E+03	1.0011E+02	3.2035E+00
4	3.33	5.00	1.0064E+03	3.0192E+02	2.8124E-04

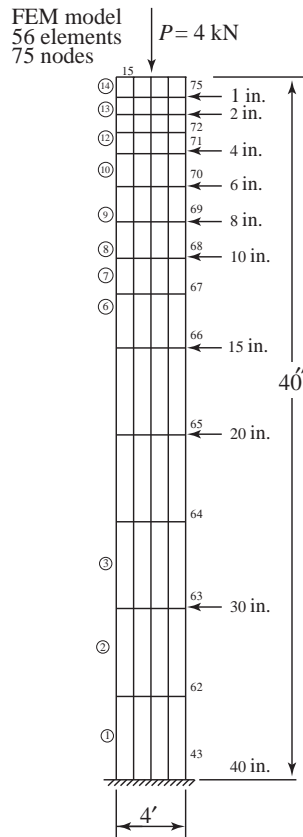
SIGMA(1)	SIGMA(2)	ANGLE
1.0000E+03	1.0010E+02	-2.0395E-01
9.9359E+02	-1.0171E+02	6.5906E-07
1.0000E+03	1.0010E+02	2.0396E-01
1.0064E+03	3.0192E+02	2.2873E-05

7.13



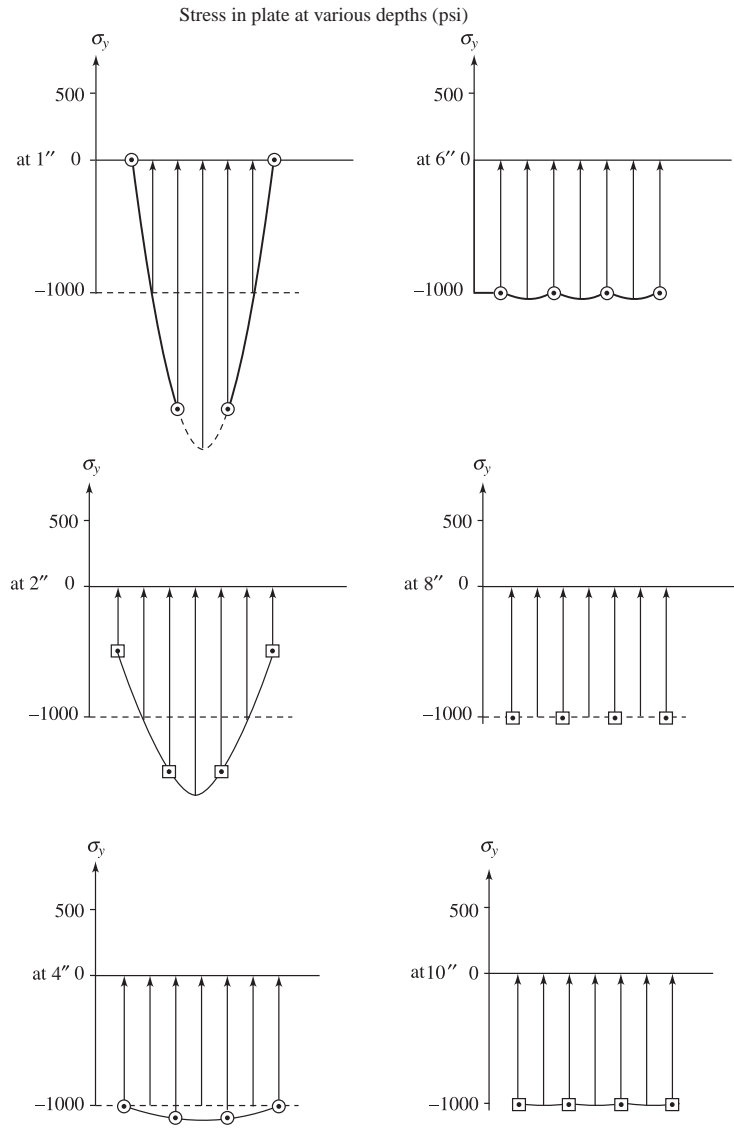
7.14





STRESS IN PSI AT VARIOUS DISTANCES
ALONG THE TENSILE PLATE WITH A 1000 # LOAD

ELEMENT #	14	28	42	56	
STRESS	26	-2026	-2026	26	(AT 1")
ELEMENT #	13	27	41	55	
STRESS	-563	-1437	-1437	-563	(AT 2")
ELEMENT #	11	25	39	53	
STRESS	-969	-1031	-1031	-969	(AT 4")
ELEMENT #	10	24	38	52	
STRESS	-1002	-998	-998	-1002	(AT 6")
ELEMENT #	9	23	37	51	
STRESS	-1002	-998	-998	-1002	(AT 8")
ELEMENT #	8	22	36	50	
STRESS	-1001	-1000	-1000	-1001	(AT 10")
ELEMENT #	6	20	34	48	
STRESS	-1000	-1000	-1000	-1000	(AT 15")
ELEMENT #	5	21	33	47	
STRESS	-1000	-1000	-1000	-1000	(AT 20")
ELEMENT #	3	17	31	45	
STRESS	-1002	-998	-998	-1002	(AT 30")
ELEMENT #	1	15	29	43	
STRESS	-1005	-995	-995	-1005	(AT 40")



7.15

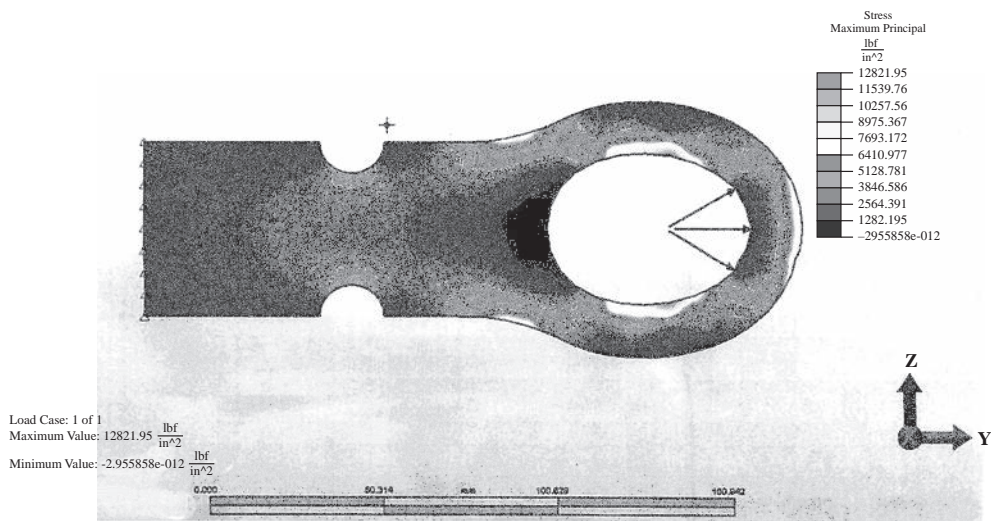




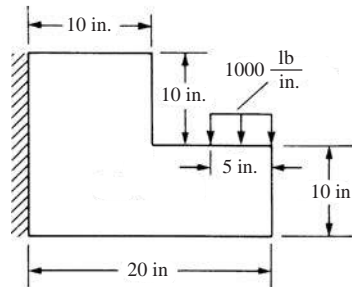
Figure. 8

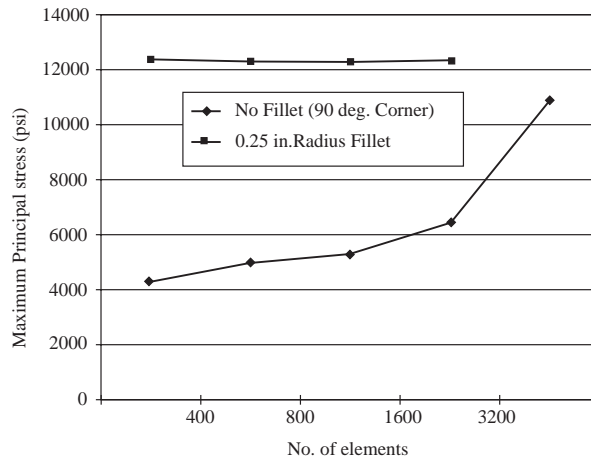
The maximum principal stresses are at the top and bottom of the circular opening of the connecting rod. The maximum stresses can be seen in Figure 8 above. Using a mesh density of only 400 (Figure 1- Figure 4) the precision in the area of interest (i. e., where the maximum stress occurs); see Figure 1 and Figure 4, the precision was about 0.28 further refinement was required. The mesh was refined to 800 and 1200 then finally to 1600. With the mesh density being 1600 the precision was less than 0.1 in. the place of interest and can be assumed correct. The maximum principal stress of about $12822 \frac{\text{lb}}{\text{in}^2}$ was determined.

7.16



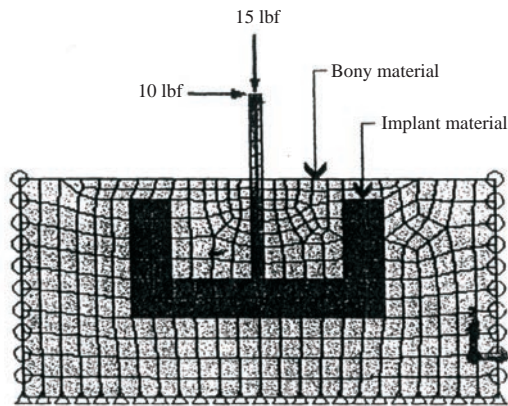
7.17





Maximum principal stress vs no. of elements

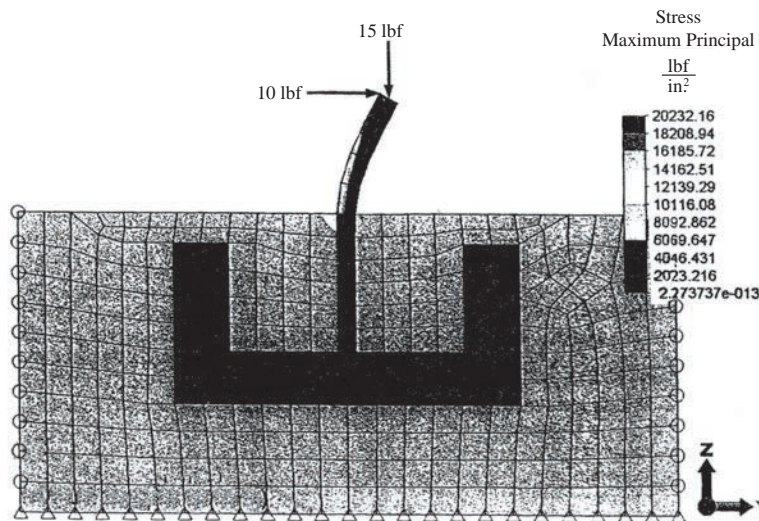
7.19



Model Parameters

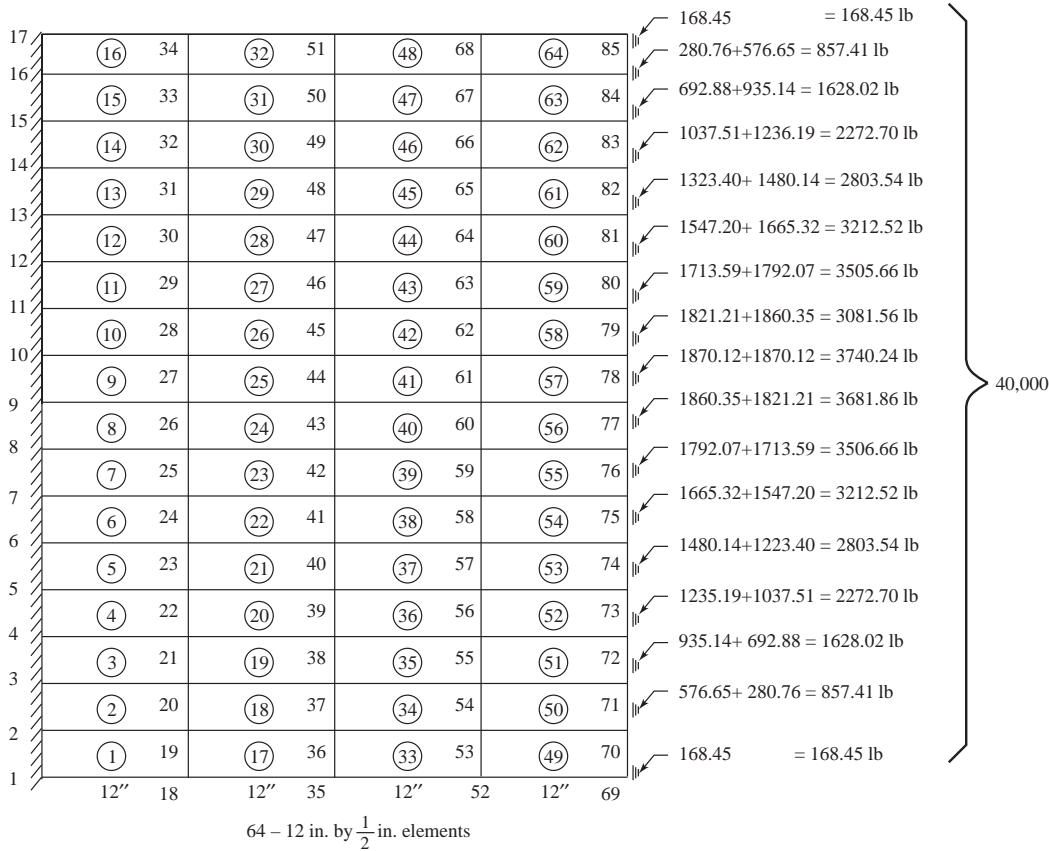
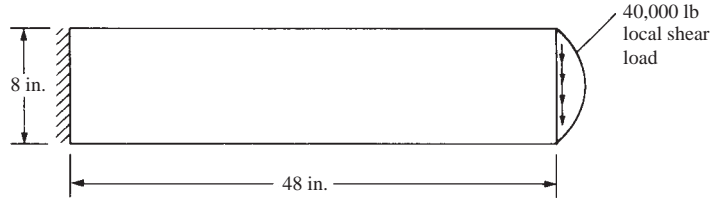
- Implant material modulus of elasticity 1.6×10^6 psi
- Bony material modulus of elasticity 1.0×10^6 psi
- Implant depth below bony material 0.100 in.

400 Mesh Density



Load Case 1 of 1
 Maximum Value: $20232.2 \frac{\text{lbf}}{\text{in}^2}$
 Minimum Value: $-2.27374\text{e-}013 \frac{\text{lbf}}{\text{in}^2}$

7.20




From computer program output

$$Y_{\max A} = -0.4993 \text{ in. } Y_{\max \text{ exact}} = -1.152 \text{ in.} = \frac{PL^3}{3EI}$$

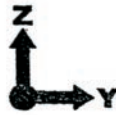

$$AR = \frac{12}{\frac{1}{2}} = 24 \text{ (56\% error due to large aspect ratio)}$$

For other results see Example in Section 7.1, Table 7.1

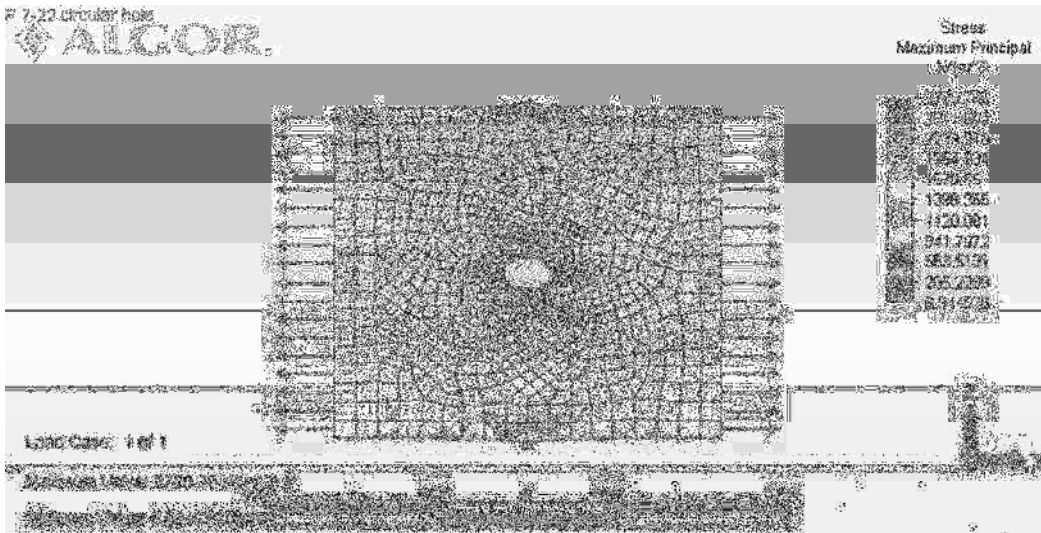
7.21




Stress
Maximum Principal
N/(m²)



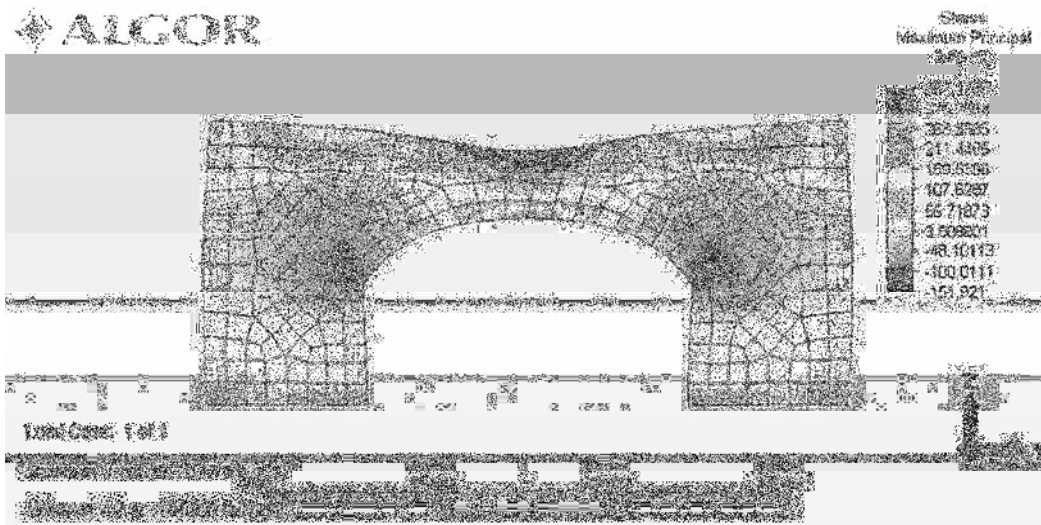
7.22



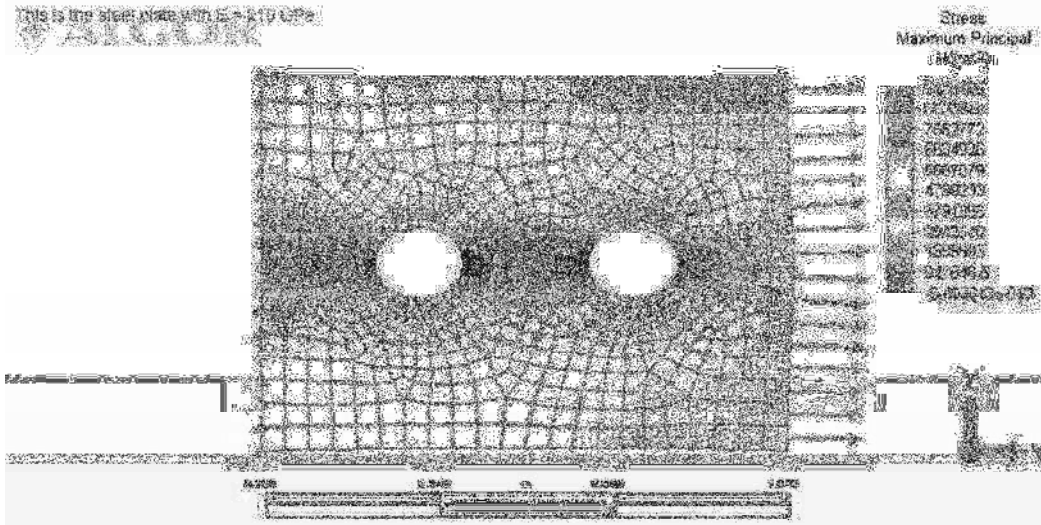
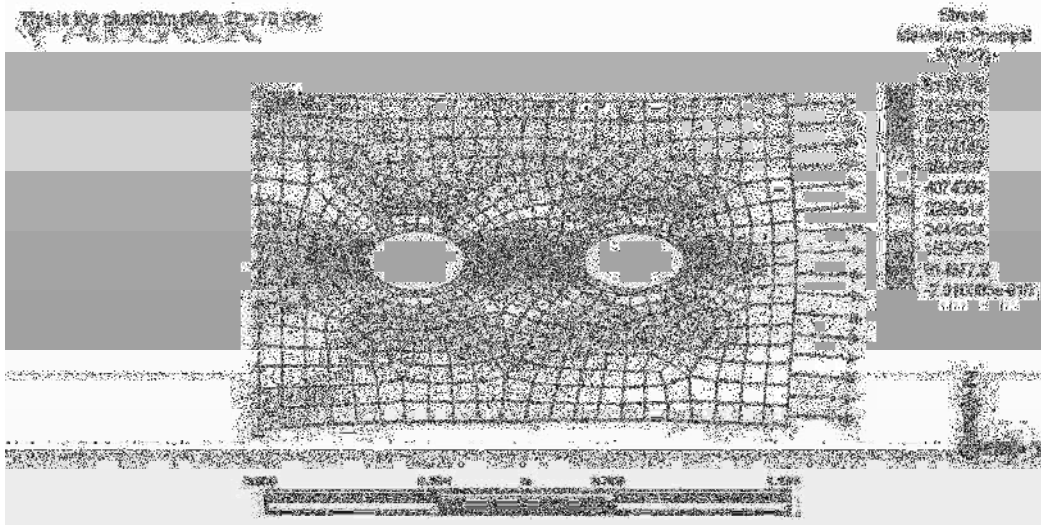


The figure above is the maximum principal stress. The maximum is $3505 \frac{N}{m^2}$. The location of maximum stress occurs at the corners of the hole (with 1 mm radii)

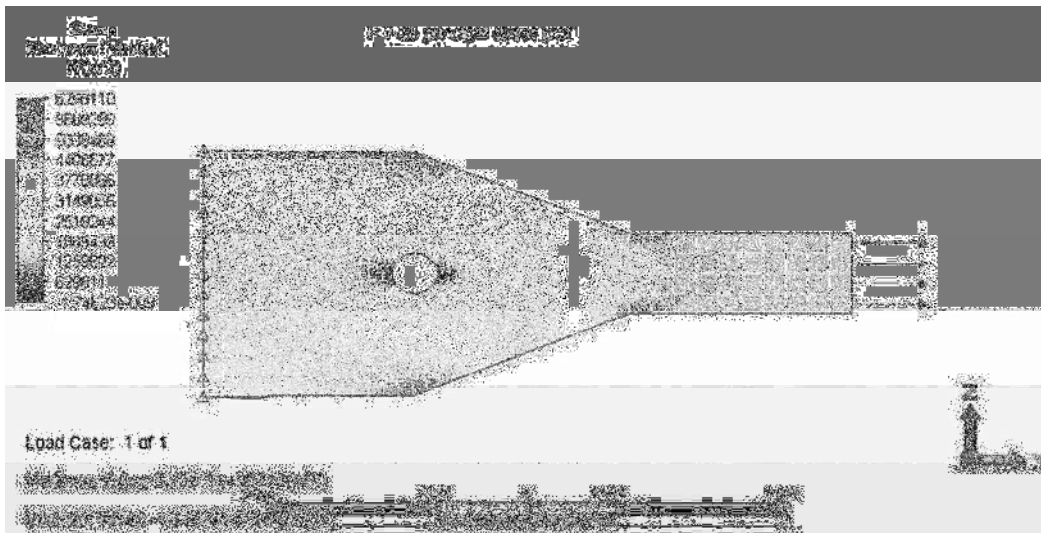
7.23



7.25

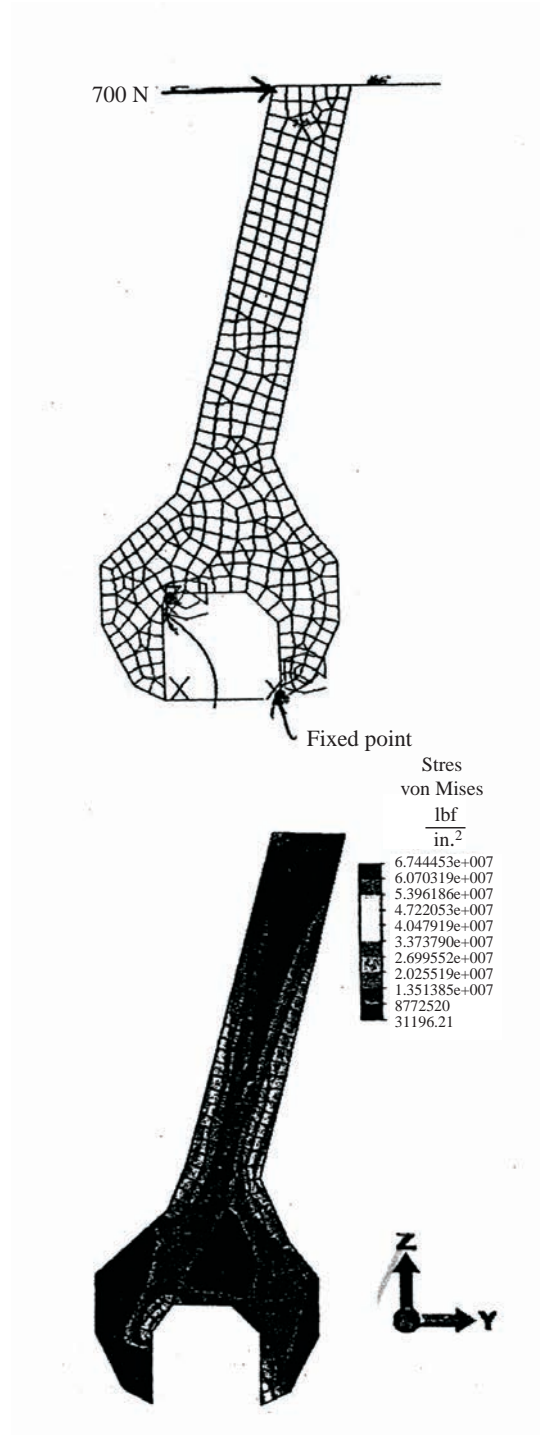


7.26



The largest principal stress of 6.29 MPa occurs at the top and bottom inside edges of the hole. The second largest principal stress of 5.67 MPa occurs at the elbow between the smallest cross section and where the taper begins.

7.28



7.31



Figure 1: Mesh with Boundary Conditions and Nodal Force

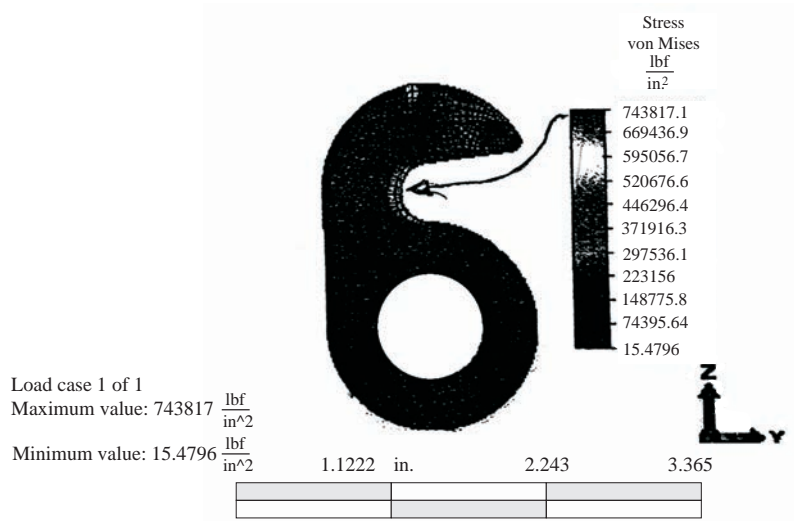



Figure 2: von Mises stresses (psi)

7.32

600 Mesh Density




Mesh Density: 25-600

Bracket without Fillet	Maximum Principal Stress $\frac{\text{lb}}{\text{in}^2}$
25 Mesh Density	22811.17
50	26114.15
100	27050.65
150	28179.32
200	28967.93
300	28800.52
400	35102.97
500	32852.23
600	33678.14
Bracket with Fillet	
25 Mesh Density	47481.11
50	47492.06
100	47502.16
150	47511.98
200	47521.59
300	47832.01
400	47688.08
500	47658.56
600	47674.97

In the FEA world re-entrant corners are a bad thing. These represent an infinite change in stiffness inside the part, which will result in an infinite stress concentration.

7.33



7.37

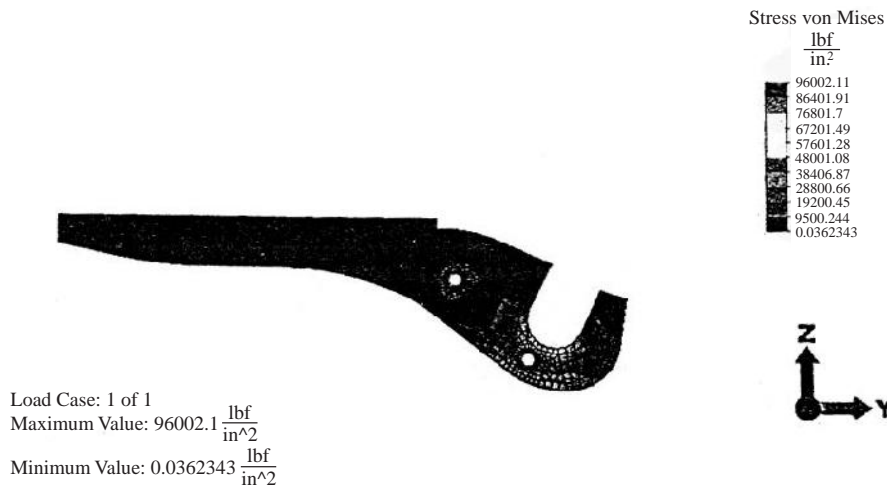
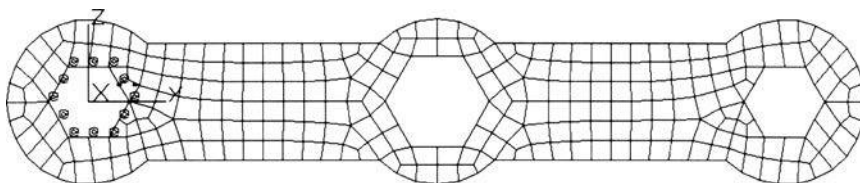


Figure 3: Maximum Stress Plot

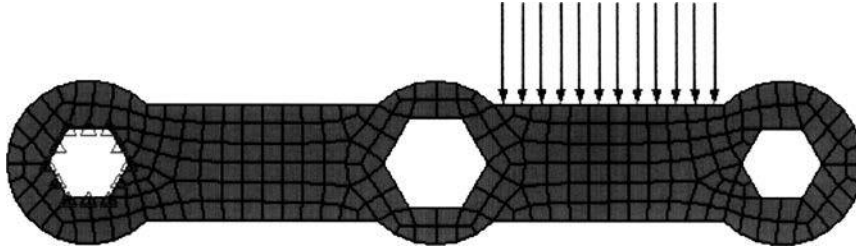
- Maximum von Mises stress occurred at the base of the notch in the crimper tool. The value was 96,002 psi.

7.38

The model is shown first with the boundary and loading conditions were then applied. The nodes of the far left hex were constrained from all movement. The red surface in the second figure below was selected and changed to surface 2. This allow the $100 \frac{\text{N}}{\text{cm}^2} = 10,000,000 \frac{\text{dyn}}{\text{cm}^2}$ force to be applied to the surface as shown.




Next a material was chosen and an initial guess at the thickness t was made. ASTM A-514 was chosen, as this is a quenched and tempered steel with a high yield strength and will allow for the thickness to be minimized. A thickness of 1 cm was chosen as the initial guess, as this is an easy number to work with and it is compatible with the other wrench dimensions. A check was then performed to insure that the model properly reflected the problem. This check is shown below.



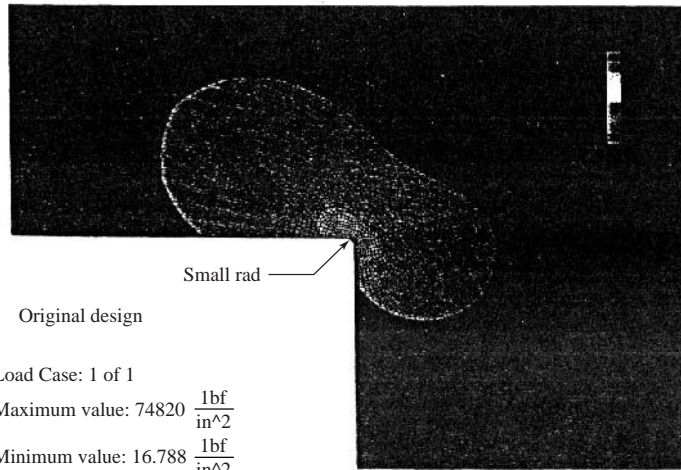
Material	Thickness (cm)	Pressure $\left(\frac{N}{cm^2}\right)$	Stress $\left(\frac{N}{cm^2}\right)$
ASTM A 514	1	100	5.03E+08
ASTM A 514	0.1	1000	5.03E+09
Al 3003-H16	0.3175	314.96	1.58E+09
Al 3003-H16	0.4	250	1.26E+09
Al 3003-H16	0.5	200	1.01E+09
Al 3003-H16	0.47625	209.97	1.06E+09

$$\frac{2}{3} S_y = \frac{2}{3} * 1.72e9 = 1.15e9 \frac{dyn}{cm^2}$$

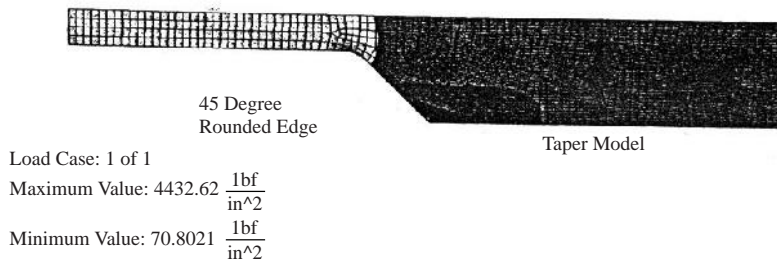
With a thickness of 0.47625 cm, the stress was found to be $1.06 * 10^9 \frac{dyn}{cm^2}$.



7.39 Zoomed in of the previous. To simulate a real cut, I inserted a very small radius at the point of concern.

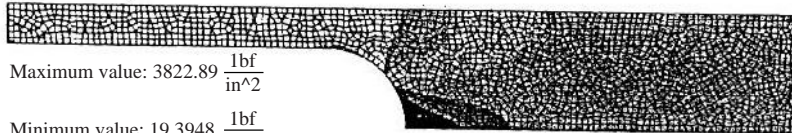



Maximum principal and von Mises look very similar



This geometry gave me the best result and had a better precision than the other configurations.

Stress
von Mises
 $\frac{lbf}{in^2}$



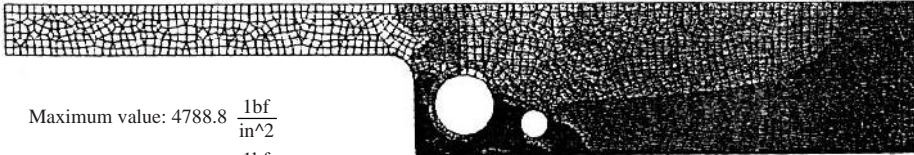

Maximum value: $3822.89 \frac{lbf}{in^2}$

Minimum value: $19.3948 \frac{lbf}{in^2}$

Radius Model

This geometry had some interesting results but the overall stress was still higher than the rounded off configuration

Stress
von Mises
 $\frac{lbf}{in^2}$



Maximum value: $4788.8 \frac{lbf}{in^2}$

Minimum value: $62.2122 \frac{lbf}{in^2}$

Relief Holes Model

Chapter 8

8.1 Triangular element

From Section 8.2

$$N_1 = 1 - \frac{3x}{b} - \frac{3y}{b} + \frac{2x^2}{b^2} + \frac{4xy}{bh} + \frac{2y^2}{h^2}$$

$$N_2 = \frac{-x}{b} + \frac{2x^2}{b^2}, \quad N_3 = \frac{-y}{h} + \frac{2y^2}{h^2}$$

$$N_4 = \frac{4xy}{bh}, \quad N_5 = \frac{4y}{h} - \frac{4xy}{bh} - \frac{4y^2}{h^2}$$

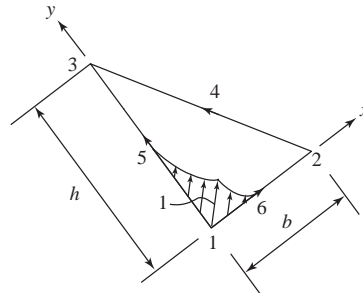
$$N_6 = \frac{4x}{b} - \frac{4x^2}{b^2} - \frac{4xy}{bh}$$

(a)

At $x = 0$ evaluate N 's

$$y = 0$$

$$N_1 = 1, N_2 = 0 = N_3 = N_4 = N_5 = N_6$$

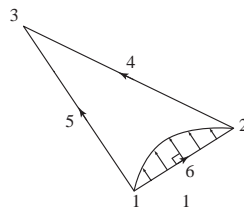


(b)

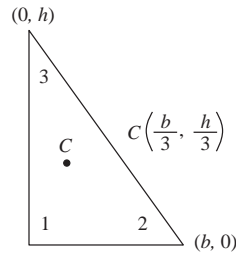
At $x = \frac{b}{2}$
 $y = 0$

$$N_1 = 1 - \frac{3(\frac{b}{2})}{b} - \frac{3(0)}{b} + \frac{2(\frac{b}{2})^2}{b^2} + \frac{4(0)(0)}{bh} + \frac{2(0)^2}{h^2} = 1 - \frac{3}{2} + \frac{1}{2} = 0$$

and $N_2 = N_3 = N_4 = N_5 = 0, \quad N_6 = \frac{4(\frac{b}{2})}{b} - \frac{4(\frac{b}{2})^2}{b^2} = 1$



8.2



Strains

$$\begin{Bmatrix} \epsilon_x \\ \epsilon_y \\ \gamma_{xy} \end{Bmatrix} = \frac{1}{2A} \begin{bmatrix} \beta_1 & 0 & \beta_2 & 0 & \beta_3 & 0 & \beta_4 & 0 & \beta_5 & 0 & \beta_6 & 0 \\ 0 & \gamma_1 & 0 & \gamma_2 & 0 & \gamma_3 & 0 & \gamma_4 & 0 & \gamma_5 & 0 & \gamma_6 \\ \gamma_1 & \beta_1 & \gamma_2 & \beta_2 & \gamma_3 & \beta_3 & \gamma_4 & \beta_4 & \gamma_5 & \beta_5 & \gamma_6 & \beta_6 \end{bmatrix} \times \begin{Bmatrix} u_1 \\ v_1 \\ u_2 \\ v_2 \\ \vdots \\ v_6 \end{Bmatrix} \quad (1)$$

Evaluate β 's and γ 's at centroid

$$\beta_1 = -3h + \frac{4hx}{b} + 4y = -3h + \frac{4h(\frac{b}{3})}{b} + 4\left(\frac{h}{3}\right) = -\frac{h}{3}$$

$$\beta_2 = -h + \frac{4hx}{b} = -h + \frac{4h(\frac{b}{3})}{b} = \frac{1}{3}h$$

$$\beta_3 = 0, \beta_4 = 4y = 4\left(\frac{h}{3}\right) = \frac{4h}{3}$$

$$\beta_5 = -4y = -\frac{4h}{3}$$

$$\beta_6 = 4h - \frac{8hx}{b} - 4y = 4h - \frac{8h(\frac{b}{3})}{b} - 4\left(\frac{h}{3}\right) = 0$$

$$\gamma_1 = -3b + 4x + \frac{4by}{h} = -3b + 4\left(\frac{b}{3}\right) + \frac{4b(\frac{h}{3})}{h} = \frac{-b}{3}$$

$$\gamma_2 = 0, \gamma_3 = -b + \frac{4by}{h} = -b + \frac{4b(\frac{h}{3})}{h} = \frac{b}{3}$$

$$\gamma_4 = 4x = \frac{4b}{3}, \gamma_5 = 4b - 4x - \frac{8by}{h} = 4b - 4\left(\frac{b}{3}\right) - \frac{8b(\frac{h}{3})}{h} = 0$$

$$\gamma_6 = \frac{-4b}{3} \quad (2)$$

Performing the multiplications in (1)
(After substituting β 's and γ 's from (2))

$$\epsilon_x = \left(\frac{-h}{3} u_1 + \frac{h}{3} u_2 + \frac{4h}{3} u_4 - \frac{4h}{3} u_5 \right) \frac{1}{bh}$$

$$\varepsilon_y = \left(-\frac{b}{3} v_1 + \frac{b}{3} v_3 + \frac{4b}{3} v_4 - \frac{4b}{3} v_6 \right) \frac{1}{bh}$$

$$\gamma_{xy} = \left(-\frac{b}{3} u_1 - \frac{h}{3} v_1 + \frac{h}{3} v_2 + \frac{b}{3} u_3 + \frac{4b}{3} u_4 + \frac{4h}{3} v_4 - \frac{4h}{3} v_5 - \frac{4b}{3} u_6 \right) \frac{1}{bh}$$

$$\varepsilon_x = \frac{h}{3} [-u_1 + u_2 + 4u_4 - 4u_5] \left(\frac{1}{bh} \right)$$

$$\varepsilon_y = \frac{b}{3} [-v_1 + v_3 + 4v_4 - 4v_6] \left(\frac{1}{bh} \right)$$

$$\gamma_{xy} = \left\{ \frac{b}{3} [-u_1 + u_3 + 4u_4 - 4u_6] + \frac{h}{3} [-v_1 + v_2 + 4v_4 - 4v_5] \right\} \left(\frac{1}{bh} \right)$$

Stresses

$$\{\sigma\} = [D] \{\varepsilon\}$$

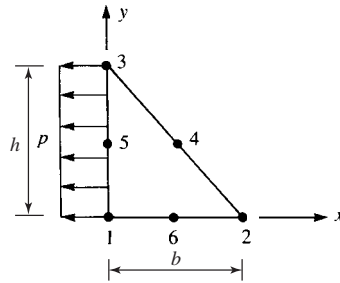
$$\begin{Bmatrix} \sigma_x \\ \sigma_y \\ \tau_{xy} \end{Bmatrix} = \frac{E}{1-\nu^2} \begin{bmatrix} 1 & \nu & 0 \\ \nu & 1 & 0 \\ 0 & 0 & \frac{1-\nu}{2} \end{bmatrix} \begin{Bmatrix} \varepsilon_x \\ \varepsilon_y \\ \gamma_{xy} \end{Bmatrix}$$

$$\sigma_x = \frac{E}{1-\nu^2} \left[\frac{h}{3} (-u_1 + u_2 + 4u_4 - 4u_5) + \nu \frac{b}{3} (-v_1 + v_3 + 4v_4 - 4v_6) \right] \frac{1}{bh}$$

$$\sigma_y = \frac{E}{1-\nu^2} \left[\nu \frac{h}{3} (-u_1 + u_2 + 4u_4 - 4u_5) + \frac{b}{3} (-v_1 + v_3 + 4v_4 - 4v_6) \right] \frac{1}{bh}$$

$$\tau_{xy} = \frac{E}{2(1+\nu)} \left[\frac{b}{3} (-u_1 + u_3 + 4u_4 - 4u_6) + \frac{h}{3} (-v_1 + v_2 + 4v_4 - 4v_5) \right] \frac{1}{bh}$$

8.3



$$\text{The equation is } \{f_s\} = \int_s [N_s]^T \{T\} ds \quad (1)$$

$$\{T\} = \begin{Bmatrix} p_x \\ p_y \end{Bmatrix} = \begin{Bmatrix} p \\ 0 \end{Bmatrix} \dots \text{is the surface traction} \quad (2)$$

$$[N] = \begin{bmatrix} N_1 & 0 & N_2 & 0 & N_3 & 0 & N_4 & 0 & N_5 & 0 & N_6 & 0 \\ 0 & N_1 & 0 & N_2 & 0 & N_3 & 0 & N_4 & 0 & N_5 & 0 & N_6 \end{bmatrix} \quad (3)$$

Substituting (2) and (3) in Equation (1), we have

$$\{f_s\} = \int_0^t \int_0^h \begin{bmatrix} N_1 & 0 \\ 0 & N_1 \\ N_2 & 0 \\ 0 & N_2 \\ N_3 & 0 \\ 0 & N_3 \\ \vdots & \vdots \\ N_6 & 0 \\ 0 & N_6 \end{bmatrix} \begin{Bmatrix} p \\ 0 \end{Bmatrix} dy dz$$

at $x = 0$
 $y = y$

$$\{f_s\} = t \int_0^h \begin{Bmatrix} N_1 p \\ 0 \\ N_2 p \\ 0 \\ N_3 p \\ 0 \\ \vdots \\ N_6 p \\ 0 \end{Bmatrix} dy \tag{4}$$

at $x = 0$
 $y = y$

From Section 8.2 for this particular element we have

$$N_1 = 1 - \frac{3x}{b} - \frac{3y}{h} + 2x^2 + 4xy + \frac{2y^2}{h^2}$$

$$N_2 = \frac{-x}{b} + \frac{2x^2}{b^2}, N_3 = \frac{-y}{h} + \frac{2y^2}{h^2}$$

$$N_4 = \frac{4xy}{bh}, N_5 = \frac{4y}{h} - \frac{4xy}{bh} - \frac{4y^2}{h^2} \tag{5}$$

$$N_6 = \frac{4x}{b} - \frac{4x^2}{b^2} - \frac{4xy}{bh}$$

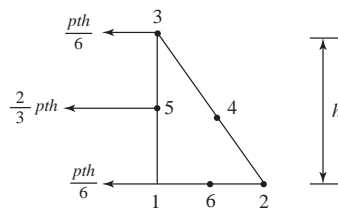
Substitute (5) into (4) and evaluating N 's at $x = 0, y = y$, we have

$$\{f_s\} = t \int_0^h \left(\begin{array}{c} \left(1 - \frac{3y}{h} + \frac{2y^2}{h^2}\right) p \\ 0 \\ 0 \\ 0 \\ \left(-\frac{y}{h} + \frac{2y^2}{h^2}\right) p \\ 0 \\ 0 \\ 0 \\ \left(\frac{4y}{h} - \frac{4y^2}{h^2}\right) p \\ 0 \\ 0 \\ 0 \end{array} \right) dy$$

$$f_{s1x} = pt \left(y - \frac{3y^2}{2h} + \frac{2y^3}{3h^2} \right) \Big|_0^h = \frac{pth}{6}$$

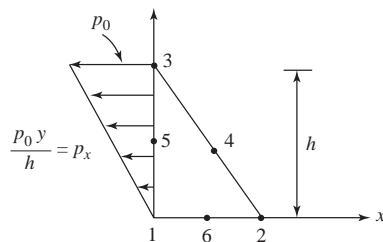
$$f_{s3x} = \left(-\frac{y^2}{2h} + \frac{2y^3}{3h^2} \right) pt = \frac{pth}{6}$$

$$f_{s5x} = pt \left(\frac{4y^2}{2h} - \frac{4y^3}{3h^2} \right) \Big|_0^h = \frac{2pth}{3}$$



Nodal equivalent forces

8.4



$$\{f_s\} = \int_s [N_s]^T \{T\} ds \quad (1)$$

$$\{T\} = \begin{Bmatrix} P_x \\ P_y \end{Bmatrix} = \begin{Bmatrix} \frac{p_0 y}{h} \\ 0 \end{Bmatrix} \quad (2)$$

$$[N] = \begin{bmatrix} N_1 & 0 & N_2 & 0 & N_3 & 0 & N_4 & 0 & N_5 & 0 & N_6 & 0 \\ 0 & N_1 & 0 & N_2 & 0 & N_3 & 0 & N_4 & 0 & N_5 & 0 & N_6 \end{bmatrix} \quad (3)$$

Substituting (2) and (3) in (1)

$$\{f_s\} = \int_0^t \int_0^h \begin{Bmatrix} N_1 & 0 \\ 0 & N_1 \\ N_2 & 0 \\ 0 & N_2 \\ N_3 & 0 \\ 0 & N_3 \\ \vdots & \\ N_6 & 0 \\ 0 & N_6 \end{Bmatrix} \begin{Bmatrix} \frac{p_0 y}{h} \\ 0 \end{Bmatrix} dy dz$$

at $x = 0$
 $y = y$

$$\{f_s\} = t \int_0^h \begin{Bmatrix} N_1 \frac{p_0 y}{h} \\ 0 \\ N_2 \frac{p_0 y}{h} \\ 0 \\ N_3 \frac{p_0 y}{h} \\ 0 \\ N_4 \frac{p_0 y}{h} \\ 0 \\ N_5 \frac{p_0 y}{h} \\ 0 \\ N_6 \frac{p_0 y}{h} \\ 0 \end{Bmatrix} dy \quad (4)$$

at $x = 0$
 $y = y$

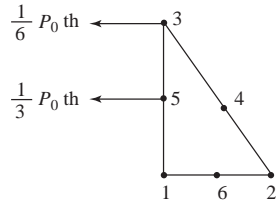
(Shape functions are same as in Problem 8.3). Upon substituting shape functions into (4) evaluating the N 's at $x = 0, y = y$, we have

$$\{f_s\} = t \int_0^h \begin{Bmatrix} \left(1 - \frac{3y}{h} + \frac{2y^2}{h^2}\right) \frac{p_0 y}{h} \\ 0 \\ 0 \\ 0 \\ \left(\frac{-y}{h} + \frac{2y^2}{h^2}\right) \frac{p_0 y}{h} \\ 0 \\ 0 \\ 0 \\ \left(\frac{4y}{h} - \frac{4y^2}{h^2}\right) \frac{p_0 y}{h} \\ 0 \\ 0 \\ 0 \end{Bmatrix} dy$$

$$f_{s1x} = \frac{p_0 t}{h} \left(\frac{y^2}{2} - \frac{3y^3}{3h} + \frac{2y^4}{4h^2} \right) \Big|_0^h = 0$$

$$f_{s3x} = \frac{p_0 t}{h} \left(\frac{-y^3}{3h} + \frac{2y^4}{4h^2} \right) \Big|_0^h = \frac{p_0 th}{6}$$

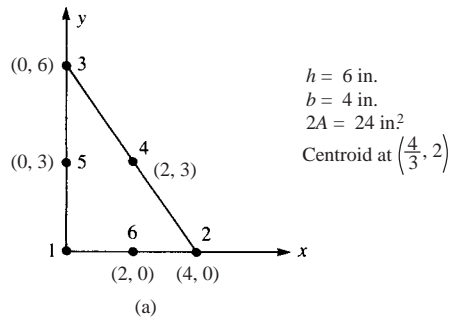
$$f_{s5x} = \frac{p_0 t}{h} \left(\frac{4y^3}{3h} - \frac{4y^4}{4h^2} \right) \Big|_0^h = \frac{p_0 th}{3}$$



Note: Different result in Problem 6.9

Nodal equivalent forces

8.5 (a)



$$\{\varepsilon\} = [B] \{d\}$$

$$[B] = \frac{1}{2A} \begin{bmatrix} \beta_1 & 0 & \beta_2 & 0 & \beta_3 & 0 & \beta_4 & 0 & \beta_5 & 0 & \beta_6 & 0 \\ 0 & \gamma_1 & 0 & \gamma_2 & 0 & \gamma_3 & 0 & \gamma_4 & 0 & \gamma_5 & 0 & \gamma_6 \\ \gamma_1 & \beta_1 & \gamma_2 & \beta_2 & \gamma_3 & \beta_3 & \gamma_4 & \beta_4 & \gamma_5 & \beta_5 & \gamma_6 & \beta_6 \end{bmatrix}$$

Element is oriented as in Section 9.2

$\therefore \beta$'s and γ 's as in Section 9.2

$$\beta_1 = -3h + \frac{4hx}{6} + 4y = 6x + 4y - 18$$

$$\beta_2 = -h + \frac{4hx}{6} = 6x - 6, \beta_3 = 0$$

$$\beta_4 = 4y, \beta_5 = -4y$$

$$\beta_6 = 4h - \frac{8hx}{6} - 4y = -12x - 4y + 24$$

$$\gamma_1 = -3b + 4x + \frac{4by}{h} = 4x + \frac{8}{3}y - 12$$

$$\gamma_2 = 0$$

$$\gamma_3 = -b + \frac{4by}{h} = \frac{8}{3}y - 4$$

$$\gamma_4 = 4x$$

$$\gamma_5 = 4b - 4x - \frac{8by}{h} = -4x - \frac{16}{3}y + 16$$

$$\gamma_6 = -4x$$

$$\begin{aligned} \therefore 2A \varepsilon_x &= \beta_2 u_2 + \beta_4 u_4 + \beta_6 u_6 \\ &= 0.001(6x - 6) + 0.0002(4y) + 0.0005(-12x - 4y + 24) \end{aligned}$$

$$2A \varepsilon_x = -0.0012y + 0.006$$

$$\therefore \varepsilon_x = -5 \times 10^{-5}y + 2.5 \times 10^{-4}$$

$$2A \varepsilon_y = \gamma_3 v_3 + \gamma_4 v_4 + \gamma_5 v_5 + \gamma_6 v_6$$

$$= 0.0002\left(\frac{8}{3}y - 4\right) + 0.0001(4x) + 0.0001\left(-4x - \frac{16}{3}y + 16\right) + 0.001(-4x)$$

$$2A \varepsilon_y = -0.004x + 0.0008$$

$$\therefore \varepsilon_y = -1.67 \times 10^{-4}x + 3.33 \times 10^{-5}$$

$$2A \gamma_{xy} = 0.002(6x - 6) + 0.0005\left(\frac{8}{3}y - 4\right) + 0.0002(4x) + 0.0001(4y)$$

$$+ 0.0001(-4y) + 0.0005(-4x) + 0.001(-12x - 4y + 24)$$

$$2A \gamma_{xy} = -0.0012x - 0.00267y + 0.01$$

$$\therefore \gamma_{xy} = -5 \times 10^{-5}x - 1.11 \times 10^{-4}y + 4.167 \times 10^{-4}$$

Evaluate stresses at centroid

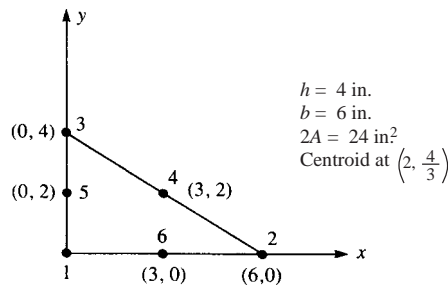
$$\{\sigma\} = [D] \{\varepsilon\}$$

$$\{\varepsilon\} \left|_{\left(\frac{4}{3}, 2\right)} = \begin{Bmatrix} 0.00015 \\ -1.89 \times 10^{-4} \\ 0.000128 \end{Bmatrix}$$

$$\{\sigma\} = \frac{E}{1-\nu^2} \begin{bmatrix} 1 & \nu & 0 \\ \nu & 1 & 0 \\ 0 & 0 & \frac{1-\nu}{2} \end{bmatrix} \begin{Bmatrix} 1.5 \times 10^{-4} \\ -1.89 \times 10^{-4} \\ 1.28 \times 10^{-4} \end{Bmatrix}$$

$$\{\sigma\} = \begin{Bmatrix} 3288 \\ -4848 \\ 1536 \end{Bmatrix} \text{ psi}$$

(b)



(b)

Using expressions for β 's and γ 's from part (a) with $h = 4$ in. and $b = 6$ in. now

$$\beta_1 = \frac{8}{3}x + 4y - 12, \beta_2 = \frac{8}{3}x - 4, \beta_3 = 0$$

$$\beta_4 = 4y, \beta_5 = -4y, \beta_6 = \frac{-16}{3}x - 4y + 16$$

$$\gamma_1 = 4x + 6y - 18, \gamma_2 = 0, \gamma_3 = 6y - 6$$

$$\gamma_4 = 4x, \gamma_5 = -4x - 12y + 24, \gamma_6 = -4x$$

$$2A \varepsilon_x = 0.001 \left(\frac{8}{3}x - 4 \right) + 0.0002 (4y) + 0.0005 \left(-\frac{16}{3}x - 4y + 16 \right)$$

$$2A \varepsilon_x = -0.0012y + 0.004$$

$$\therefore \varepsilon_x = -5 \times 10^{-5}y + 1.67 \times 10^{-4}$$

$$2A \varepsilon_y = 0.0002 (6y - 6) + 0.0001 (4x)$$

$$+ 0.0001 (-4x - 12y + 24) + (0.001) (-4x)$$

$$2A \varepsilon_y = -0.004x + 0.0012$$

$$\therefore \varepsilon_y = -1.67 \times 10^{-4}x + 5 \times 10^{-5}$$

$$2A \gamma_{xy} = 0.002 \left(\frac{8}{3}x - 4 \right) + 0.0005 (6y - 6)$$

$$+ 0.0002 (4x) + 0.0001 (4y) + 0.0001 (-4y)$$

$$+ 0.0005 (-4x) + 0.001 \left(-\frac{16}{3}x - 4y + 16 \right)$$

$$2A \gamma_{xy} = -0.0012x - 0.001y + 0.005$$

$$\therefore \gamma_{xy} = -5 \times 10^{-5}x - 4.167 \times 10^{-5}y - 2.083 \times 10^{-4}$$

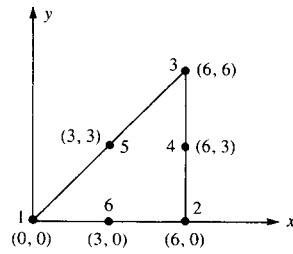
$$\{\sigma\} = [D] \{\varepsilon\} \text{ at centroid } \left(2, \frac{4}{3} \right)$$

$$\{\varepsilon\} \Big|_{(2, \frac{4}{3})} = \begin{Bmatrix} 0.0001 \\ -0.000284 \\ -0.0000527 \end{Bmatrix}$$

$$\{\sigma\} = \frac{E}{1-\nu^2} \begin{bmatrix} 1 & \nu & 0 \\ \nu & 1 & 0 \\ 0 & 0 & \frac{1-\nu}{2} \end{bmatrix} \begin{Bmatrix} 0.0001 \\ -0.000284 \\ -0.0000527 \end{Bmatrix}$$

$$\{\sigma\} = \begin{Bmatrix} 928 \\ -8288 \\ 632 \end{Bmatrix} \text{ psi}$$

8.6



Using Equation (8.1.14) in (8.1.13)

$$\begin{Bmatrix} \varepsilon_x \\ \varepsilon_y \\ \gamma_{xy} \end{Bmatrix} = \begin{bmatrix} 0 & 1 & 0 & 2x & y & 0 & 0 & 0 & 0 & 0 & 0 & 0 \\ 0 & 0 & 0 & 0 & 0 & 0 & 0 & 0 & 1 & 0 & x & 2y \\ 0 & 0 & 1 & 0 & x & 2y & 0 & 1 & 0 & 2x & y & 0 \end{bmatrix} [X]^{-1} \{d\} \quad (1)$$

where by Equation (8.1.7) $\{a\} = [X]^{-1} \{d\}$ and

$$\{a\} = \left[\begin{array}{cccccc|cccccc} 1 & 0 & 0 & 0 & 0 & 0 & & & & & & \\ 1 & 6 & 0 & 36 & 0 & 0 & & & & & & \\ 1 & 6 & 6 & 36 & 36 & 36 & & & & & & \\ 1 & 6 & 3 & 36 & 18 & 9 & & & & & & \\ 1 & 3 & 3 & 9 & 9 & 9 & & & & & & \\ 1 & 3 & 0 & 9 & 0 & 0 & & & & & & \\ \hline & & & & & & 1 & 0 & 0 & 0 & 0 & 0 \\ & & & & & & 1 & 6 & 0 & 36 & 0 & 0 \\ & & & & & & 1 & 6 & 6 & 36 & 36 & 36 \\ & & & & & & 1 & 6 & 3 & 36 & 18 & 9 \\ & & & & & & 1 & 3 & 3 & 9 & 9 & 9 \\ & & & & & & 1 & 3 & 0 & 9 & 0 & 0 \end{array} \right] \begin{Bmatrix} -1 \\ u_1 \\ u_2 \\ u_3 \\ u_4 \\ u_5 \\ u_6 \\ v_1 \\ v_2 \\ v_3 \\ v_4 \\ v_5 \\ v_6 \end{Bmatrix} \quad (2)$$

Using computer, we invert $[X]$ in Equation (2) and reorder $\{d\}$ to normal form $[u_1 v_1 u_2 v_2 \dots]^T = \{d\}^T$

$\therefore [X]^{-1} \{d\} =$

$$\left[\begin{array}{cccccc|cccccc} 1 & 0 & 0 & 0 & 0 & 0 & 0 & 0 & 0 & 0 & 0 & 0 \\ -0.5 & 0 & -0.167 & 0 & 0 & 0 & 0 & 0 & 0 & 0 & 0.667 & 0 \\ 0 & 0 & 0.167 & 0 & -0.167 & 0 & 0 & 0 & 0.667 & 0 & -0.667 & 0 \\ 0.056 & 0 & 0.056 & 0 & 0 & 0 & 0 & 0 & 0 & 0 & -0.111 & 0 \\ 0 & 0 & -0.111 & 0 & 0 & 0 & 0.111 & 0 & -0.111 & 0 & -0.111 & 0 \\ 0 & 0 & 0.056 & 0 & -0.056 & 0 & 0.111 & 0 & 0 & 0 & 0 & 0 \\ \hline 0 & 1 & 0 & 0 & 0 & 0 & 0 & 0 & 0 & 0 & 0 & 0 \\ 0 & -0.5 & 0 & -0.167 & 0 & 0 & 0 & 0 & 0 & 0 & 0 & 0.667 \\ 0 & 0 & 0 & 0.167 & 0 & -0.167 & 0 & 0 & 0 & 0.667 & 0 & -0.667 \\ 0 & 0.056 & 0 & 0.056 & 0 & 0 & 0 & 0 & 0 & 0 & 0 & -0.111 \\ 0 & 0 & 0 & -0.111 & 0 & 0 & 0 & 0.111 & 0 & -0.111 & 0 & 0.111 \\ 0 & 0 & 0 & 0.056 & 0 & -0.056 & 0 & -0.111 & 0 & 0 & 0 & 0 \end{array} \right]$$

$$\times \begin{Bmatrix} u_1 \\ v_1 \\ u_2 \\ v_2 \\ \vdots \\ u_6 \\ v_6 \end{Bmatrix} \quad (3)$$

at centroid ($x = 4, y = 2$)

$$\begin{Bmatrix} \varepsilon_x \\ \varepsilon_y \\ \gamma_{xy} \end{Bmatrix} = \begin{bmatrix} 0 & 1 & 0 & 8 & 2 & 0 & 0 & 0 & 0 & 0 & 0 & 0 \\ 0 & 0 & 0 & 0 & 0 & 0 & 0 & 0 & 1 & 0 & 4 & 4 \\ 0 & 0 & 1 & 0 & 4 & 4 & 0 & 1 & 0 & 8 & 2 & 0 \end{bmatrix} [X]^{-1} \{d\} \quad (4)$$

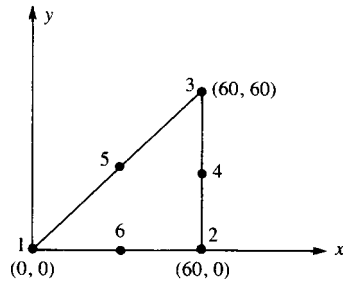
Multiplying matrices in Equation (4) yields

$$\begin{Bmatrix} \varepsilon_x \\ \varepsilon_y \\ \gamma_{xy} \end{Bmatrix} = \begin{Bmatrix} (-0.052 u_1 + 0.059 u_2 + 0.222 u_4 - 0.222 u_5 + 0.001 u_6) \\ (-0.053 v_2 - 0.391 v_3 + 0.223 v_5 - 0.223 v_6) \\ (-0.052 v_1 + 0.059 v_2 + 0.222 v_4 - 0.222 v_5 + 0 v_6 - 0.053 u_2 - 0.391 u_3 + 0.223 u_5 - 0.223 u_6) \end{Bmatrix}$$

Then

$$\begin{Bmatrix} \sigma_x \\ \sigma_y \\ \tau_{xy} \end{Bmatrix} = \frac{E}{1-\nu^2} \begin{Bmatrix} \varepsilon_x + \nu \varepsilon_y \\ \varepsilon_y + \nu \varepsilon_x \\ \left(\frac{1-\nu}{2}\right) \gamma_{xy} \end{Bmatrix}$$

8.7



$$u_1 = u(0, 0) = a_1 \quad (1)$$

$$u_2 = u(60, 0) = a_1 + 60 a_2 + 3600 a_4 \quad (2)$$

$$u_3 = u(60, 60) = a_1 + 60 a_2 + 60 a_3 + 3600 a_4 + 3600 a_5 + 3600 a_6 \quad (3)$$

$$u_4 = u(0, 30) = a_1 + 60 a_2 + 30 a_3 + 3600 a_4 + 1800 a_5 + 800 a_6 \quad (4)$$

$$u_5 = u(30, 30) = a_1 + 30 a_2 + 30 a_3 + 900 a_4 + 900 a_5 + 900 a_6 \quad (5)$$

$$u_6 = u(30, 0) = a_1 + 30 a_2 + 900 a_4 \quad (6)$$

By (1) $\Rightarrow a_1 = u_1$

$$\text{By } (2) - 2(6) \Rightarrow a_4 = \frac{u_2 - 2u_6 + u_1}{1800}$$

$$\text{By } -(2) + 4(6) \Rightarrow a_2 = \frac{4u_6 - u_2 + 3u_1}{60}$$

$$\text{By } 2(4) - (3) \Rightarrow a_6 = \frac{u_2 + u_3 - 2u_4}{1800}$$

$$(4) - (5) \Rightarrow a_5 = \frac{-u_2 + u_4 - u_5 + u_6}{900}$$

$$(4) \Rightarrow a_3 = \frac{u_2 - u_3 + 4u_5 - 4u_6}{60}$$

Can verify by substituting all a 's into Equation (3)

$$\begin{aligned} \therefore u = & u_1 + \left(\frac{4u_6 - u_2 + 3u_1}{60} \right) x + \left(\frac{u_2 - u_3 + 4u_5 - 4u_6}{60} \right) y \\ & + \left(\frac{u_2 - 2u_6 + u_1}{1800} \right) x^2 + \left(\frac{-u_2 + u_4 - u_5 + u_6}{900} \right) xy \\ & + \left(\frac{u_2 + u_3 - 2u_4}{1800} \right) y^2 \end{aligned}$$

\therefore Shape functions are

$$N_1 = 1 - \frac{3x}{60} + \frac{x^2}{1800} \quad (\text{From all } u_1 \text{ coefficient})$$

$$N_2 = \frac{-x}{60} + \frac{y}{60} + \frac{x^2}{1800} - \frac{xy}{900} + \frac{y^2}{1800}$$

$$N_3 = \frac{-y}{60} + \frac{y^2}{1800}$$

$$N_4 = \frac{xy}{900} - \frac{2y^2}{1800}$$

$$N_5 = \frac{4y}{60} - \frac{xy}{900}$$

$$N_6 = \frac{4x}{60} - \frac{4y}{60} - \frac{2x^2}{1800} + \frac{xy}{900}$$

$$2A = 2 \left(\frac{1}{2} \right) (60)(60) = 3600$$

$$\beta_1 = 2A \left(\frac{\partial N_1}{\partial x} \right) = 3600 \left(-\frac{3}{60} + \frac{2x}{1800} \right) = -180 + 4x$$

$$\beta_2 = 3600 \left[-\frac{1}{60} + \frac{2x}{1800} - \frac{y}{900} \right] = -60 + 4x - 4y$$

$$\beta_3 = 0, \beta_4 = 3600 \left(\frac{y}{900} \right) = 4y$$

$$\beta_5 = 3600 \left(\frac{-y}{900} \right) = -4y$$

$$\beta_6 = 3600 \left[\frac{4}{60} - \frac{4x}{1800} + \frac{y}{900} \right] = 240 - 8x + 4y$$

$$\gamma_1 = 2A \frac{\partial N_1}{\partial y} = 0, \gamma_5 = 3600 \left(\frac{4}{60} - \frac{x}{900} \right) = 240 - 4x$$

$$\gamma_2 = 3600 \left(\frac{1}{60} - \frac{x}{900} + \frac{2y}{1800} \right) = 60 - 4x + 4y$$

$$\gamma_3 = 3600 \left(-\frac{1}{60} + \frac{2y}{1800} \right) = -60 + 4y$$

$$\gamma_4 = 3600 \left(\frac{x}{900} - \frac{4y}{1800} \right) = 4x - 8y$$

$$\gamma_6 = 3600 \left(\frac{-4}{60} + \frac{x}{900} \right) = -240 + 4x$$

Chapter 9

9.1

(a)

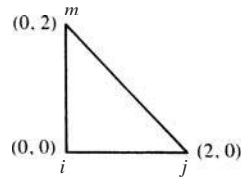


Figure 9.1a

$$[k] = 2 \pi r A [\bar{B}]^T [D] [\bar{B}]$$

$$r_i = 0, z_i = 0, r_j = 2, z_j = 0, r_m = 0, z_m = 2$$

$$\alpha_i = r_j z_m - z_j r_m = 2 \cdot 2 - 0 = 4$$

$$\alpha_j = r_m z_i - z_m r_i = 0 \cdot 0 - 2 \cdot 0 = 0$$

$$\alpha_m = r_i z_j - z_i r_j = 0 \cdot 0 - 0 \cdot 2 = 0$$

$$\beta_i = z_j - z_m = 0 - 2 = -2$$

$$\beta_j = z_m - z_i = 2 - 0 = 2$$

$$\beta_m = z_i - z_j = 0 - 0 = 0 \quad \bar{r} = \frac{1}{3}(2) = \frac{2}{3}$$

$$\gamma_i = r_m - r_j = 0 - 2 = -2 \quad \bar{z} = \frac{1}{3}(2) = \frac{2}{3}$$

$$\gamma_j = r_i - r_m = 0 - 0 = 0 \quad A = \frac{1}{2} (2) (2) = 2$$

$$\gamma_m = r_j - r_i = 2 - 0 = 2$$

$$[\bar{B}] = \frac{1}{4} \begin{bmatrix} -2 & 0 & 2 & 0 & 0 & 0 \\ 0 & -2 & 0 & 0 & 0 & 2 \\ 2 & 0 & 2 & 0 & 2 & 0 \\ -2 & -2 & 0 & 2 & 2 & 0 \end{bmatrix}$$

$$[D] = \frac{30 \times 10^6}{(1 + 0.25)(1 - 0.5)} \begin{bmatrix} 0.75 & 0.25 & 0.25 & 0 \\ 0.25 & 0.75 & 0.25 & 0 \\ 0.25 & 0.25 & 0.75 & 0 \\ 0 & 0 & 0 & 0.25 \end{bmatrix}$$

$$[\bar{B}]^T [D] = \frac{30 \times 10^6}{2.5} \begin{bmatrix} -1 & 0 & 1 & -0.5 \\ -0.5 & -1.5 & -0.5 & -0.5 \\ 2 & 1 & 2 & 0 \\ 0 & 0 & 0 & 0.5 \\ 0.5 & 0.5 & 1.5 & 0.5 \\ 0.5 & 1.5 & 0.5 & 0 \end{bmatrix}$$

$$[k] = 25.1327 \times 10^6 \begin{bmatrix} 5 & 1 & 0 & -1 & 1 & 0 \\ 1 & 4 & -2 & -1 & -2 & -3 \\ 0 & -2 & 8 & 0 & 4 & 2 \\ -1 & -1 & 0 & 1 & 1 & 0 \\ 1 & -2 & 4 & 1 & 4 & 1 \\ 0 & -3 & 2 & 0 & 1 & 3 \end{bmatrix}$$

(b)

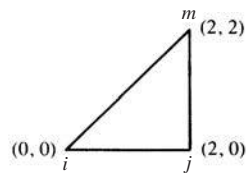


Figure 9.1b

$$r_i = 0, z_i = 0, r_j = 2, z_j = 0, r_m = 2, z_m = 2$$

$$\alpha_i = 4, \alpha_j = 0, \alpha_m = 0$$

$$\beta_i = -2, \beta_j = 2, \beta_m = 0$$

$$\gamma_i = 0, \gamma_j = -2, \gamma_m = 2$$

$$\bar{r} = 2 \times \frac{2}{3} = 1.333, \bar{z} = \frac{2}{3}, A = 2$$

$$[\bar{B}] = \frac{1}{4} \begin{bmatrix} -2 & 0 & 2 & 0 & 0 & 0 \\ 0 & 0 & 0 & -2 & 0 & 2 \\ 1 & 0 & 1 & 0 & 1 & 0 \\ 0 & -2 & -2 & 2 & 2 & 0 \end{bmatrix}$$

$$[D] = \frac{30 \times 10^6}{(1+0.25)(1-\frac{0.5}{2})} \begin{bmatrix} 0.75 & 0.25 & 0.25 & 0 \\ 0.25 & 0.75 & 0.25 & 0 \\ 0.25 & 0.25 & 0.75 & 0 \\ 0 & 0 & 0 & 0.25 \end{bmatrix}$$

$$[\bar{B}]^T [D] = \frac{30 \times 10^6}{2.5} \begin{bmatrix} -1.25 & -0.25 & 0.25 & 0 \\ 0 & 0 & 0 & -0.5 \\ 1.75 & 0.75 & 1.25 & -0.5 \\ -0.5 & -1.5 & -0.5 & 0.5 \\ 0.25 & 0.25 & 0.75 & 0.5 \\ 0.5 & 1.5 & 0.5 & 0 \end{bmatrix}$$

$$[k] = 50.265 \times 10^6 \begin{bmatrix} 2.75 & 0 & -2.25 & 0.5 & 0.25 & -0.5 \\ 0 & 1 & 1 & -1 & -1 & 0 \\ -2.25 & 1 & 5.75 & -2.5 & 0.25 & 1.5 \\ 0.5 & -1 & -2.5 & 4 & 0.5 & -3 \\ 0.25 & -1 & 0.25 & 0.5 & 1.75 & 0.5 \\ -0.5 & 0 & 1.5 & -3 & 0.5 & 3 \end{bmatrix}$$

(c) $E = 30 \times 10^6 \frac{\text{lb}}{\text{in}^2}$ $\nu = 0.25$ (Mathcad used here)

Triangle coordinate definition

$$i = \begin{pmatrix} 0 \text{ in.} \\ 0 \text{ in.} \end{pmatrix} \quad \begin{matrix} r = 0 \\ z = 1 \end{matrix} \quad \text{This defines an array variable}$$

x coordinate is the top
 y coordinate is the bottom

$$j = \begin{pmatrix} 2 \text{ in.} \\ 0 \text{ in.} \end{pmatrix} \quad \text{Area of triangle}$$

$$\frac{1}{2} \text{ base} \times \text{height}$$

$$m = \begin{pmatrix} 1 \text{ in.} \\ 2 \text{ in.} \end{pmatrix} \quad A = \frac{1}{2} (j_r - i_r) (m_z - i_z) \quad A = 2 \text{ in.}^2$$

Develop stiffness matrix

$$\begin{aligned} \alpha_i &= j_r m_z - j_z m_r & \alpha_i &= 4 \text{ in.}^2 & \beta_i &= j_z - m_z & \beta_i &= -2 \text{ in.} & \gamma_i &= m_r - j_r & \gamma_i &= -1 \text{ in.} \\ \alpha_j &= m_r i_z - m_z i_r & \alpha_j &= 0 & \beta_j &= m_z - i_z & \beta_j &= 2 \text{ in.} & \gamma_j &= i_r - m_r & \gamma_j &= -1 \text{ in.} \\ \alpha_m &= i_r j_z - i_z j_r & \alpha_m &= 0 & \beta_m &= i_z - j_z & \beta_m &= 0 \text{ in.} & \gamma_m &= j_r - i_r & \gamma_m &= 2 \text{ in.} \end{aligned}$$

Evaluate $[B]$ at centroid of element

$$r_{\text{bar}} = \frac{i_r + j_r + m_r}{3} \quad z_{\text{bar}} = \frac{i_z + j_z + m_z}{3} \quad r_{\text{bar}} = 1 \text{ in.} \quad z_{\text{bar}} = 0.667 \text{ in.}$$

$$[B_i] = \frac{1}{2A} \begin{pmatrix} \beta_i & 0 \\ 0 & \gamma_i \\ \frac{\alpha_i}{r_{\text{bar}}} + \beta_i + \frac{\gamma_i z_{\text{bar}}}{r_{\text{bar}}} & 0 \\ \gamma_i & \beta_i \end{pmatrix} \quad [B_j] = \frac{1}{2A} \begin{pmatrix} \beta_j & 0 \\ 0 & \gamma_j \\ \frac{\alpha_j}{r_{\text{bar}}} + \beta_j + \frac{\gamma_j z_{\text{bar}}}{r_{\text{bar}}} & 0 \\ \gamma_j & \beta_j \end{pmatrix}$$

$$[B_m] = \frac{1}{2A} \begin{pmatrix} \beta_m & 0 \\ 0 & \gamma_m \\ \frac{\alpha_m}{r_{\text{bar}}} + \beta_m + \frac{\gamma_m z_{\text{bar}}}{r_{\text{bar}}} & 0 \\ \gamma_m & \beta_m \end{pmatrix}$$

$$B = \text{augment}(B_i, B_j, B_m)$$

Gradient matrix at centroid of element

$$[B] = \begin{pmatrix} -0.5 & 0 & 0.5 & 0 & 0 & 0 \\ 0 & -0.25 & 0 & -0.25 & 0 & 0.5 \\ 0.3333 & 0 & 0.3333 & 0 & 0.3333 & 0 \\ -0.25 & -0.5 & -0.25 & 0.5 & 0.5 & 0 \end{pmatrix} \frac{1}{\text{in.}}$$

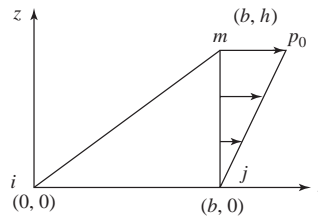
$$[D] = \frac{E}{(1+\nu)(1-2\nu)} \begin{pmatrix} 1-\nu & \nu & \nu & 0 \\ \nu & 1-\nu & \nu & 0 \\ \nu & \nu & 1-\nu & 0 \\ 0 & 0 & 0 & \frac{1-2\nu}{2} \end{pmatrix} \begin{matrix} \text{Axisymmetric} \\ \text{stress} \\ \text{constitutive matrix} \end{matrix}$$

$$[D] = \begin{bmatrix} 3.6 \times 10^7 & 1.2 \times 10^7 & 1.2 \times 10^7 & 0 \\ 1.2 \times 10^7 & 3.6 \times 10^7 & 1.2 \times 10^7 & 0 \\ 1.2 \times 10^7 & 1.2 \times 10^7 & 3.6 \times 10^7 & 0 \\ 0 & 0 & 0 & 1.2 \times 10^7 \end{bmatrix} \frac{\text{lb}}{\text{in.}^2}$$

$$[k] = 2\pi r_{\text{bar}} A [B]^T [D] [B] \text{ Axisymmetric element stiffness matrix}$$

$$[k] = \begin{bmatrix} 1.225 \times 10^8 & 2.513 \times 10^7 & -5.341 \times 10^7 & -1.257 \times 10^7 & 6.283 \times 10^6 & -1.257 \times 10^7 \\ 2.513 \times 10^7 & 6.597 \times 10^7 & -1.257 \times 10^7 & -9.425 \times 10^6 & -5.027 \times 10^7 & -5.655 \times 10^7 \\ -5.341 \times 10^7 & -1.257 \times 10^7 & 2.231 \times 10^8 & -5.027 \times 10^7 & 5.655 \times 10^7 & 6.283 \times 10^7 \\ -1.257 \times 10^7 & -9.425 \times 10^6 & -5.027 \times 10^7 & 6.597 \times 10^7 & 2.513 \times 10^7 & -5.655 \times 10^7 \\ 6.283 \times 10^6 & -5.027 \times 10^7 & 5.655 \times 10^7 & 2.513 \times 10^7 & 8.796 \times 10^7 & 2.513 \times 10^7 \\ -1.257 \times 10^7 & -5.655 \times 10^7 & 6.283 \times 10^7 & -5.655 \times 10^7 & 2.513 \times 10^7 & 1.131 \times 10^8 \end{bmatrix} \frac{\text{lb}}{\text{in.}}$$

9.2



$$\{f_s\} = \int_s [N_s]^T \begin{Bmatrix} p_r \\ p_2 \end{Bmatrix} ds = \int_s \begin{bmatrix} N_1 & 0 \\ 0 & N_1 \\ N_2 & 0 \\ 0 & N_2 \\ N_3 & 0 \\ 0 & N_3 \end{bmatrix} \begin{Bmatrix} \frac{p_0 z}{h} \\ 0 \end{Bmatrix} 2\pi r dz$$

Evaluated
@ $r = b$
 $z = z$

$$\text{Now } N_i = \frac{1}{2A} (\alpha_i + \beta_i r + \gamma_i z), N_j = \frac{1}{2A} (\alpha_j + \beta_j r + \gamma_j z)$$

$$N_m = \frac{1}{2A} (\alpha_m + \beta_m r + \gamma_m z)$$

$$r_i = 0, r_j = b, r_m = b, z_i = 0, z_j = 0, z_m = h$$

$$\alpha_i = r_j z_m - z_j r_m = bh - 0b = bh, \alpha_j = r_m z_i - z_m r_i = 0$$

$$\beta_i = z_j - z_m = 0 - h = -h, \beta_j = z_m - z_i = h - 0 = h$$

$$\gamma_i = r_m - r_j = b - b = 0, \gamma_j = r_i - r_m = 0 - b = -b$$

$$\alpha_m = r_i z_j - z_i r_j = 0, \beta_m = z_i - z_j = 0 - 0 = 0$$

$$\gamma_m = r_j - r_i = b - 0 = b$$

So the shape functions evaluated at $r = b$ and $z = z$

$$N_i = \frac{1}{bh} (bh + (-h)b + 0z) = 0$$

$$N_j = \frac{1}{bh} (0 + hb + (-b)z) = \frac{1}{bh} (hb - bz)$$

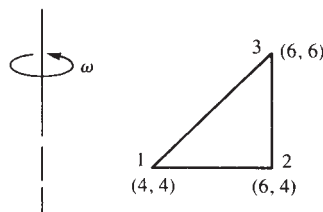
$$N_m = \frac{1}{bh} (0 + 0b + bz) = \frac{1}{bh} (bz)$$

$$\{f_s\} = \int_0^h \begin{bmatrix} 0 & 0 \\ 0 & 0 \\ \frac{1}{bh}(hb-bz) & 0 \\ 0 & \frac{1}{bh}(hb-bz) \\ \frac{1}{bh}(bz) & 0 \\ 0 & \frac{1}{bh}(bz) \end{bmatrix} \begin{Bmatrix} \frac{p_0 z}{h} \\ 0 \end{Bmatrix} 2\pi dz$$

$$= \frac{2\pi b}{bh} \int_0^h \begin{Bmatrix} 0 \\ 0 \\ p_0 bz - \frac{p_0 bz^2}{h} \\ 0 \\ \frac{p_0 bz^2}{h} \\ 0 \end{Bmatrix} dz = \frac{2\pi}{h} \begin{Bmatrix} 0 \\ 0 \\ \frac{p_0 bz^2}{2} - \frac{p_0 bz^3}{3h} \\ 0 \\ \frac{p_0 bz^3}{3h} \\ 0 \end{Bmatrix}$$

$$= \frac{2\pi}{h} \begin{Bmatrix} 0 \\ 0 \\ \frac{p_0 bh^2}{6} \\ 0 \\ \frac{p_0 bh^2}{3} \\ 0 \end{Bmatrix} \Rightarrow \begin{Bmatrix} f_{s1x} \\ f_{s1y} \\ f_{s2x} \\ f_{s2y} \\ f_{s3x} \\ f_{s3y} \end{Bmatrix} = 2\pi b \begin{Bmatrix} 0 \\ 0 \\ \frac{p_0 h}{6} \\ 0 \\ \frac{p_0 h}{3} \\ 0 \end{Bmatrix}$$

9.3



$$\text{Equation to be evaluated is } \{f_B\} = \frac{2\pi\bar{r}A}{3} \begin{Bmatrix} \bar{R}_B \\ Z_B \\ \bar{R}_B \\ Z_B \\ \bar{R}_B \\ Z_B \end{Bmatrix}$$

$$\bar{r} = 4 + 2 \times \frac{2}{3} \Rightarrow \bar{r} = 5.333 \text{ in.}$$

$$Z_B = 0.283 \frac{\text{lb}}{\text{in.}^3}$$

$$\bar{R}_B = \omega^2 \rho \bar{r} = \left[20 \frac{\text{rev.}}{\text{min}} \left(2\pi \frac{\text{rad}}{\text{rev}} \right) \frac{1 \text{ min}}{60 \text{ s}} \right]^2 \frac{\left(0.283 \frac{\text{lb}}{\text{in.}^3} \right)}{\left(32.2 \times 12 \frac{\text{lb.}}{\text{in.}^3} \right)} [5.333 \text{ m}]$$

$$\bar{R}_B = 0.01712 \frac{\text{lb}}{\text{in.}^3}$$

$$\frac{2\pi\bar{r}A}{3} = \frac{2}{3} \pi (5.333 \text{ in.}) (2 \text{ in.}^2) = 22.34 \text{ in.}^3$$

So

$$f_{B1r} = (22.34) (0.01712) = 0.382 \text{ lb}$$

$$f_{B1z} = (-22.34) (0.283) = -6.32 \text{ lb}$$

$$f_{B2r} = (22.34) (0.01712) = 0.382 \text{ lb}$$

$$f_{B3z} = (-22.34) (0.283) = -6.32 \text{ lb}$$

$$f_{B3r} = (22.34) (0.01712) = 0.382 \text{ lb}$$

$$f_{B3z} = (-22.34) (0.283) = -6.32 \text{ lb}$$

9.4

(a)

Element Figure 9.4 a

The equation to be evaluated is $\{\sigma\} = [D] [B] \{d\}$

$$r_i = 0, z_i = 0, r_j = 2, z_j = 0, r_m = 1, z_m = 3$$

$$\alpha_i = 6, \alpha_j = 0, \alpha_m = 0, \beta_i = -3, \beta_j = 3, \beta_m = -3,$$

$$\gamma_i = -1, \gamma_j = -1, \gamma_m = 2$$

$$\bar{r} = 1, \bar{z} = 1, A = \frac{1}{2} (3) (2) = 3 \text{ in.}^2$$

$$[B] = \frac{1}{6} \begin{bmatrix} -3 & 0 & 3 & 0 & -3 & 0 \\ 0 & -1 & 0 & -1 & 0 & 2 \\ 2 & 0 & 2 & 0 & -1 & 0 \\ -1 & -3 & -1 & 3 & 2 & -3 \end{bmatrix}$$

$$[D] = \frac{30 \times 10^6}{(1 + 0.25)(1 - 0.5)} \begin{bmatrix} 0.75 & 0.25 & 0.25 & 0 \\ 0.25 & 0.75 & 0.25 & 0 \\ 0.25 & 0.25 & 0.75 & 0 \\ 0 & 0 & 0 & 0.25 \end{bmatrix}$$

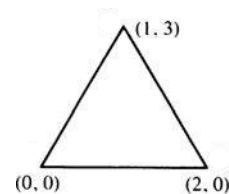


Figure 9.4a

$$\begin{Bmatrix} \sigma_r \\ \sigma_z \\ \sigma_\theta \\ \tau_{rz} \end{Bmatrix} = \frac{30 \times 10^6}{(1.25)(0.5)} \begin{bmatrix} 0.75 & 0.25 & 0.25 & 0 \\ 0.25 & 0.75 & 0.25 & 0 \\ 0.25 & 0.25 & 0.75 & 0 \\ 0 & 0 & 0 & 0.25 \end{bmatrix} \begin{pmatrix} 1 \\ \frac{1}{6} \end{pmatrix}$$

$$\times \begin{bmatrix} -3 & 0 & 3 & 0 & -3 & 0 \\ 0 & -1 & 0 & -1 & 0 & 2 \\ 2 & 0 & 2 & 0 & -1 & 0 \\ -1 & -3 & -1 & 3 & 2 & -3 \end{bmatrix} \begin{pmatrix} 1 \\ 2 \\ 5 \\ 6 \\ 0 \\ 0 \end{pmatrix} \times 10^{-4}$$

$$\begin{Bmatrix} \sigma_r \\ \sigma_z \\ \sigma_\theta \\ \tau_{rz} \end{Bmatrix} = \begin{Bmatrix} 80.0 \times 10^2 \\ -17.8 \times 10^{-10} \\ 80.0 \times 10^2 \\ 12.0 \times 10^2 \end{Bmatrix} \text{ psi}$$

(b) Element Figure 9.4b

$$r_i = 1, z_i = 0, r_j = 3, z_j = 0, r_m = 3, z_m = 3$$

$$\alpha_i = 9, \alpha_j = -3, \alpha_m = 0, \beta_i = -3, \beta_j = 3, \beta_m = 0$$

$$\gamma_i = 0, \gamma_j = -2, \gamma_m = 2$$

$$\bar{r} = 2.333, \bar{z}_m = 0.666, A = 3$$

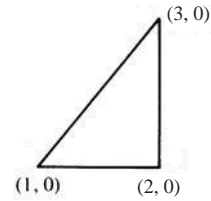


Figure 9.4 b

$$[\bar{B}] = \frac{1}{6} \begin{bmatrix} -3 & 0 & 3 & 0 & 0 & 0 \\ 0 & 0 & 0 & -2 & 0 & 2 \\ 0.858 & 0 & 1.14 & 0 & 0.512 & 0 \\ 0 & -3 & -2 & 3 & 2 & 0 \end{bmatrix}$$

$$[\bar{D}] = \frac{30 \times 10^6}{(1 + 0.25)(1 - 0.5)} \begin{bmatrix} 0.75 & 0.25 & 0.25 & 0 \\ 0.25 & 0.75 & 0.25 & 0 \\ 0.25 & 0.25 & 0.75 & 0 \\ 0 & 0 & 0 & 0.25 \end{bmatrix}$$

$$\{\sigma\} = [D] [\bar{B}] \{d\}$$

$$\begin{Bmatrix} \sigma_r \\ \sigma_z \\ \sigma_\theta \\ \tau_{rz} \end{Bmatrix} = \begin{Bmatrix} 5830 \\ -3770 \\ 3090 \\ 400 \end{Bmatrix} \text{ psi}$$

(c) $u_1 = 0.0001 \text{ in.}$ $w_1 = 0.0002 \text{ in.}$
 $u_2 = 0.0005 \text{ in.}$ $w_2 = 0.0006 \text{ in.}$
 $u_3 = 0.0 \text{ in.}$ $w_3 = 0.0 \text{ in.}$

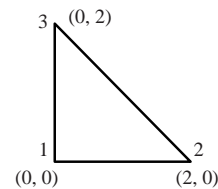


Figure 9.4c

$$d = \begin{pmatrix} u_1 \\ w_1 \\ u_2 \\ w_2 \\ u_3 \\ w_3 \end{pmatrix} \begin{pmatrix} \sigma_r \\ \sigma_z \\ \sigma_\theta \\ \tau_{rz} \end{pmatrix} = [D] [B] \{d\} = \begin{Bmatrix} 9.6 \times 10^3 \\ 2.4 \times 10^3 \\ 1.2 \times 10^4 \\ 1.8 \times 10^3 \end{Bmatrix} \frac{\text{lb}}{\text{in.}^2}$$

9.5 By Equation (9.1.35)

$$\{f_{si}\} = \int_{z_j}^{z_m} \frac{1}{2A} \begin{bmatrix} \alpha_j + \beta_j r_j + \gamma_j z & 0 \\ 0 & \alpha_j + \beta_j r_j + \gamma_j z \end{bmatrix} \begin{Bmatrix} p_r \\ p_z \end{Bmatrix} 2\pi r_j dz$$

Now

$$\begin{aligned} \alpha_j &= r_m z_i - r_i z_m = r_j z_j - r_i z_m & \text{Since } r_j &= r_m \\ \beta_j &= z_m - z_j & \gamma_j &= r_i - r_j & z_i &= z_m \\ A &= \frac{1}{2} (r_j - r_i) (z_m - z_j) \end{aligned}$$

$$\therefore \{f_{sj}\} = \int_{z_j}^{z_m} \frac{2\pi r_j}{2A} \begin{Bmatrix} p_r [r_j z_j - r_i z_m + (z_m - z_j)r_j + (r_i - r_j)z] \\ p_z [r_j z_j - r_i z_m + (z_m - z_j)r_j + (r_i - r_j)z] \end{Bmatrix} dz$$

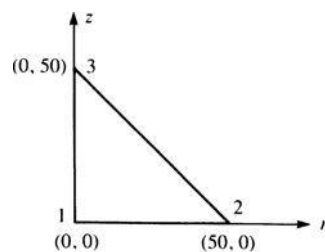
Integrating, we obtain

$$\{f_{sj}\} = \frac{2\pi r_j}{2A} \begin{Bmatrix} P_r \left[(r_j z_j - r_i z_m) (z_m - z_j) + r_j (z_m - z_j)^2 + (r_i - r_j) \frac{(z_m^2 - z_j^2)}{2} \right] \\ P_z \left[(r_j z_j - r_i z_m) (z_m - z_j) + r_j (z_m - z_j)^2 + (r_i - r_j) \frac{(z_m^2 - z_j^2)}{2} \right] \end{Bmatrix}$$

Factoring out $z_m - z_j$ and simplifying

$$\begin{aligned} \{f_{si}\} &= \frac{2\pi r_j (z_m - z_j)}{2A} \begin{Bmatrix} p_r \left[\frac{-r_j z_j}{2} - \frac{r_i z_m}{2} + \frac{r_j z_j}{2} + \frac{r_i z_m}{2} \right] \\ p_z \left[\frac{-r_j z_j}{2} - \frac{r_j z_m}{2} + \frac{r_j z_j}{2} + \frac{r_i z_m}{2} \right] \end{Bmatrix} \\ &= \frac{2\pi r_j (z_m - z_j)}{2A} \begin{Bmatrix} p_r \left[\frac{1}{2} (z_m - z_j) (r_j - r_i) \right] \\ p_z \left[\frac{1}{2} (z_m - z_j) (r_j - r_i) \right] \end{Bmatrix} \\ &= \frac{2\pi r_j (z_m - z_j)}{2A} \begin{Bmatrix} p_r A \\ p_z A \end{Bmatrix} \\ \{f_{sj}\} &= \frac{2\pi r_j (z_m - z_j)}{2} \end{aligned}$$

9.6 (a)



$E = 210 \text{ GPa}$
 $\nu = 0.25$
 $A = \frac{1}{2} (50)(50)$
 $A = 1250 \text{ mm}^2$
 $\bar{r} = 16.67 \text{ mm}$
 $\bar{z} = 16.67 \text{ mm}$

(a)

$$\alpha_i = 50(50) - (0)(0) = 2500 \text{ mm}^2$$

$$\beta_i = -50 \text{ mm}, \gamma_i = -50 \text{ mm}$$

$$\beta_j = 50 \text{ mm}, \gamma_j = 0 \text{ mm}$$

$$\beta_m = 0 \text{ mm}, \gamma_m = 50 \text{ mm}$$

$$[\bar{B}] = \frac{1}{2(1250)} \begin{bmatrix} -50 & 0 & 50 & 0 & 0 & 0 \\ 0 & -50 & 0 & 0 & 0 & 50 \\ 50 & 0 & 50 & 0 & 50 & 0 \\ -50 & -50 & 0 & 50 & 50 & 0 \end{bmatrix} \frac{1}{\text{mm}}$$

$$[D] = \frac{210 \times 10^9}{(1.25)(0.5)} \begin{bmatrix} 0.75 & 0.25 & 0.25 & 0 \\ 0.25 & 0.75 & 0.25 & 0 \\ 0.25 & 0.25 & 0.75 & 0 \\ 0 & 0 & 0 & 0.25 \end{bmatrix} \frac{\text{N}}{\text{m}^2}$$

$$[D][\bar{B}] = \frac{210 \times 10^9}{1250(1.25)} \begin{bmatrix} -25 & -12.5 & 50 & 0 & 12.5 & 12.5 \\ 0 & -37.5 & 25 & 0 & 12.5 & 37.5 \\ 25 & -12.5 & 50 & 0 & 37.5 & 12.5 \\ -12.5 & -12.5 & 0 & 12.5 & 12.5 & 0 \end{bmatrix}$$

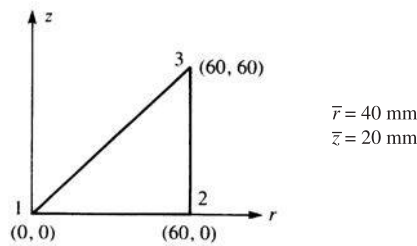
$$[k] = 2\pi \bar{r} A [\bar{B}]^T [D] [\bar{B}]$$

$$= \frac{2\pi(0.01667 \text{ m})(1250)(210 \times 10^9) \times 10^{-6}}{(1250)(1.25)} [\bar{B}]^T [D] [\bar{B}]$$

Multiplying $[\bar{B}]^T$ times $[D][\bar{B}]$, we obtain

$$[k] = 7.039 \times 10^6 \begin{bmatrix} 3125 & 625 & 0 & -625 & 625 & 0 \\ & 2500 & -1250 & -625 & -1250 & -1875 \\ & & 5000 & 0 & 2500 & 1250 \\ & & & 625 & 625 & 0 \\ & & & & 2500 & 625 \\ \text{Symmetry} & & & & & 1875 \end{bmatrix} \frac{\text{N}}{\text{m}}$$

9.6 (b)



(b)

$$A = 1800 \text{ mm}^2$$

$$\beta_i = -60 \text{ mm}, \beta_j = 60 \text{ mm}, \beta_m = 0$$

$$\gamma_i = 0, \gamma_j = -60 \text{ mm}, \gamma_m = 60 \text{ mm}$$

$$[k] = 2\pi \bar{r} A [\bar{B}]^T [D] [\bar{B}]$$

$$[\bar{B}] = \frac{1}{2(1800)} \begin{bmatrix} -60 & 0 & 60 & 0 & 0 & 0 \\ 0 & 0 & 0 & -60 & 0 & 60 \\ 30 & 0 & 30 & 0 & 30 & 0 \\ 0 & -60 & -60 & 60 & 60 & 0 \end{bmatrix} \text{mm}$$

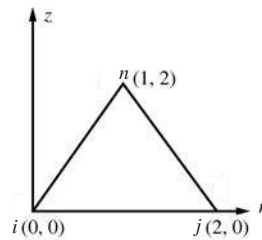
[D] as in 9.6 (a)

$$[D] [\bar{B}] = \frac{210 \times 10^9}{1.25(1800)} \begin{bmatrix} -37.5 & 0 & 52.5 & -15 & 7.5 & 15 \\ -7.5 & 0 & 22.5 & -45 & 7.5 & 45 \\ 7.5 & 0 & 37.5 & -15 & 22.5 & 15 \\ 0 & -15 & -15 & 15 & 15 & 0 \end{bmatrix}$$

$$[k] = \frac{2\pi(0.04\text{m})(1800)(210 \times 10^9)}{(1.25)(1800)(2)(1800)} [\bar{B}]^T [D] [\bar{B}]$$

$$[k] = 11.73 \times 10^6 \begin{bmatrix} 2475 & 0 & -2025 & 450 & 225 & -450 \\ & 900 & 900 & -900 & -900 & 0 \\ & & 5175 & -2250 & 225 & 1350 \\ & & & 3600 & 450 & -2700 \\ & & & & 1575 & 450 \\ \text{Symmetry} & & & & & 2700 \end{bmatrix}$$

(c)



$$\begin{aligned} r_i &= 0 & z_i &= 0 \\ r_j &= 0.002 & z_j &= 0 \\ r_m &= 0.001 & z_m &= 0.002 \end{aligned}$$

$$A = \frac{1}{2} (r_j - r_i) (z_m - z_i), E = 210 \times 10^9, z = \frac{1}{3} \times 0.002, r = \frac{0.002}{2}, \nu = 0.25$$

$$\alpha_i = r_j z_m - z_j r_m \quad \alpha_j = r_m z_i - z_m r_i \quad \alpha_m = r_i z_j - z_i r_j$$

$$\beta_i = z_j - z_m \quad \beta_j = z_m - z_i \quad \beta_m = z_i - z_j$$

$$\gamma_i = r_m - r_j \quad \gamma_j = r_i - r_m \quad \gamma_m = r_j - r_i$$

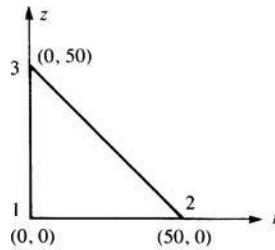
$$[B] = \frac{1}{2A} \begin{pmatrix} \beta_i & 0 & \beta_j & 0 & \beta_m & 0 \\ 0 & \gamma_i & 0 & \gamma_j & 0 & \gamma_m \\ \frac{\alpha_i}{r} + \beta_i + \frac{\gamma_i z}{r} & 0 & \frac{\alpha_j}{r} + \beta_j + \frac{\gamma_j z}{r} & 0 & \frac{\alpha_m}{r} + \beta_m + \frac{\gamma_m z}{r} & 0 \\ \gamma_i & \beta_i & \gamma_j & \beta_j & \gamma_m & \beta_m \end{pmatrix}$$

$$[D] = \frac{E}{(1+\nu)(1-2\nu)} \begin{pmatrix} 1-\nu & \nu & \nu & 0 \\ \nu & 1-\nu & \nu & 0 \\ \nu & \nu & 1-\nu & 0 \\ 0 & 0 & 0 & \frac{1-2\nu}{2} \end{pmatrix}$$

$$[k] = 2\pi r A [B]^T [D] [B]$$

$$[k] = \begin{pmatrix} 8.577 \times 10^8 & 1.759 \times 10^8 & -3.738 \times 10^8 & -8.796 \times 10^7 & 4.398 \times 10^7 & -8.796 \times 10^7 \\ 1.759 \times 10^8 & 4.618 \times 10^8 & -8.796 \times 10^7 & -6.597 \times 10^7 & -3.519 \times 10^8 & -3.958 \times 10^8 \\ -3.738 \times 10^8 & -8.796 \times 10^7 & 1.561 \times 10^9 & -3.519 \times 10^8 & 3.958 \times 10^8 & 4.398 \times 10^8 \\ -8.796 \times 10^7 & -6.597 \times 10^7 & -3.519 \times 10^8 & 4.618 \times 10^8 & 1.759 \times 10^8 & -3.958 \times 10^8 \\ 4.398 \times 10^7 & -3.519 \times 10^8 & 3.958 \times 10^8 & 1.759 \times 10^8 & 6.158 \times 10^8 & 1.759 \times 10^8 \\ -8.796 \times 10^7 & -3.958 \times 10^8 & 4.398 \times 10^8 & -3.958 \times 10^8 & 1.759 \times 10^8 & 7.917 \times 10^8 \end{pmatrix}$$

9.7 (a)



(a)

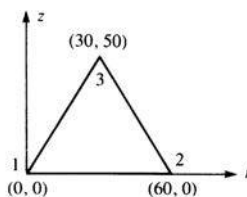
From Problem 9.6 (a), we have $[D] [\bar{B}]$

$$\therefore \{\sigma\} = [D] [\bar{B}] \{d\}$$

$$\begin{Bmatrix} \sigma_r \\ \sigma_z \\ \sigma_\theta \\ \tau_{rz} \end{Bmatrix} = \frac{210 \times 10^3 \text{ MPa}}{(1250)(1.25)} \begin{bmatrix} -25 & -12.5 & 50 & 0 & 12.5 & 12.5 \\ 0 & -37.5 & 25 & 0 & 12.5 & 37.5 \\ 25 & -12.5 & 50 & 0 & 37.5 & 12.5 \\ -12.5 & -12.5 & 0 & 12.5 & 12.5 & 0 \end{bmatrix} \begin{Bmatrix} 0.05 \\ 0.03 \\ 0.02 \\ 0 \\ 0 \end{Bmatrix}$$

$$= \begin{Bmatrix} -84 \\ -84 \\ 252 \\ -101 \end{Bmatrix} \text{ MPa}$$

(b)



(b)

From Problem 9.6 (b), we have $[D] [\bar{B}]$

$$\therefore \begin{Bmatrix} \sigma_r \\ \sigma_z \\ \sigma_\theta \\ \tau_{rz} \end{Bmatrix} = \frac{210 \times 10^3}{(1500)(1.25)} \begin{bmatrix} -37.5 & 0 & 52.5 & -15 & 7.5 & 15 \\ -7.5 & 0 & 22.5 & -45 & 7.5 & 45 \\ 7.5 & 0 & 37.5 & -15 & 22.5 & 15 \\ 0 & -15 & -15 & 15 & 15 & 0 \end{bmatrix} \begin{Bmatrix} 0.05 \\ 0.03 \\ 0.02 \\ 0.02 \\ 0 \\ 0 \end{Bmatrix} = \begin{Bmatrix} -103 \\ -103 \\ 112 \\ -73 \end{Bmatrix} \text{MPa}$$

(c) $u_i = 0.00005$ $w_i = 0.00003$
 $u_j = 0.00002$ $w_j = 0.00002$
 $u_m = 0$ $w_m = 0$

$$\{d\} = \begin{Bmatrix} u_i \\ w_i \\ u_j \\ w_j \\ u_m \\ w_m \end{Bmatrix}$$

$$\begin{Bmatrix} \sigma_r \\ \sigma_z \\ \sigma_\theta \\ \tau_{rz} \end{Bmatrix} = [D] [B] \{d\}$$

$$\sigma_r = -2.87 \times 10^9 \text{ Pa}$$

$$\sigma_z = -2.45 \times 10^9 \text{ Pa}$$

$$\sigma_\theta = 3.57 \times 10^9 \text{ Pa}$$

$$\tau_{rz} = -1.89 \times 10^9 \text{ Pa}$$

9.8 No, not in general, as the axisymmetric elements are rings, not plane quadrilaterals or triangles. So axisymmetric nodes are actually nodal circles whereas plane stress elements have node points.

9.9 No, the element circumferential strain is a function of r and z (see Equation (9.1.15)).

9.10 Make $u_r = 0$ for all nodes acting on the axis of symmetry.

9.11 How would you evaluate circumferential strain ϵ_θ at $r = 0$?

From text Equation (9.1.15)

$$\epsilon_\theta = \frac{a_1}{r} + a_2 + \frac{a_3 z}{r} \tag{1}$$

$$\epsilon_r = a_2 \tag{2}$$

Also from text Equation (9.1.1e)

$$\epsilon_\theta = \frac{u}{r} \tag{3}$$

$$\varepsilon_r = \frac{\partial u}{\partial r} \quad (4)$$

$$\therefore u = \varepsilon_\theta r \quad (5)$$

Substituting (1) into (5)

$$\Rightarrow u = \left[\frac{a_1}{r} + a_2 + \frac{a_3 z}{r} \right] r = a_1 + a_2 r + a_3 z \quad (6)$$

Partial of (6) with reference to r

$$\Rightarrow \frac{\partial u}{\partial r} = a_2 \quad \text{Compare to (2)} \quad (7)$$

$$\therefore \varepsilon_\theta|_{r=0} = \varepsilon_r = a_2 \text{ as stated in problem statement}$$

9.12 What will be the stresses σ_r and σ_θ at $r = 0$?

From Equation (9.1.2)

$$\sigma_r = \frac{E}{(1+\nu)(1-2\nu)} \left(\begin{array}{ccc} a_2 & a_6 & a_2 \\ \parallel & \parallel & \parallel \\ \varepsilon_r(1-\nu) & + & \varepsilon_z(\nu) & + & \varepsilon_\theta(\nu) \end{array} \right)$$

$$= \frac{E}{(1+\nu)(1-2\nu)} (a_2 - \cancel{a_2\nu} + a_6\nu + \cancel{a_2\nu})$$

$$\sigma_r = \boxed{\frac{E}{(1+\nu)(1-2\nu)} (a_2 + a_6\nu)}$$

$$\therefore \sigma_\theta = \frac{E}{(1+\nu)(1-2\nu)} \left(\begin{array}{ccc} a_2 & a_6 & a_2 \\ \parallel & \parallel & \parallel \\ \varepsilon_r(\nu) & + & \varepsilon_z(\nu) & + & \varepsilon_\theta(1-\nu) \end{array} \right)$$


$$= \frac{E}{(1+\nu)(1-2\nu)} (\cancel{a_2\nu} + a_6\nu + a_2 - \cancel{a_2\nu})$$

$$\sigma_\theta = \boxed{\frac{E}{(1+\nu)(1-2\nu)} (a_2 + a_6\nu)}$$

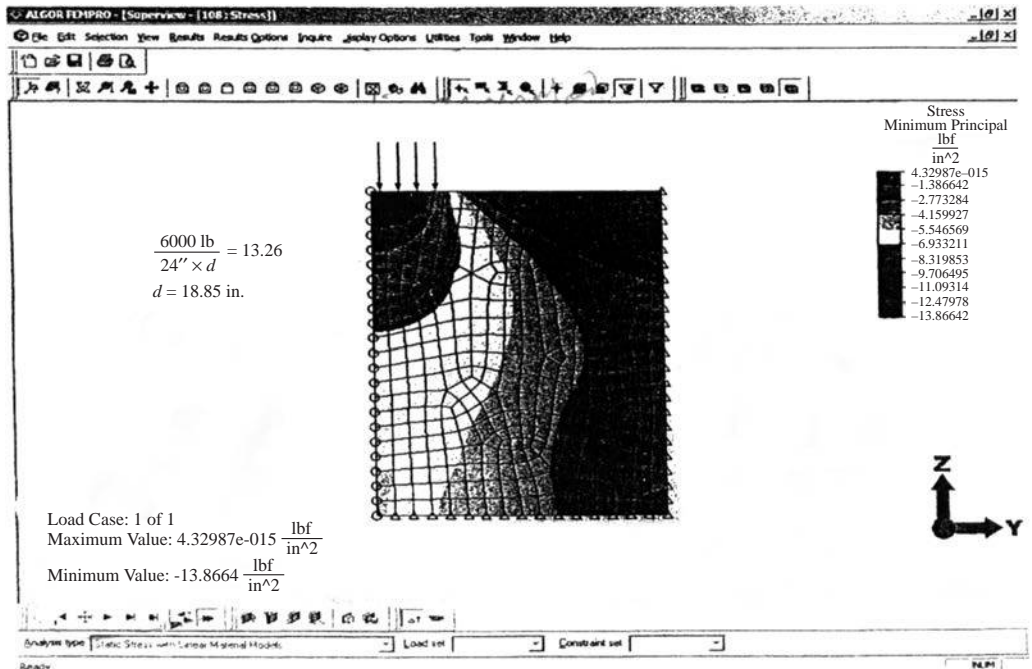
$$\therefore \boxed{\text{at } r = 0, \quad \sigma_\theta = \sigma_r}$$

9.13

Axisymmetric model pressure load of $13.26 \frac{\text{lb}}{\text{in}^2}$

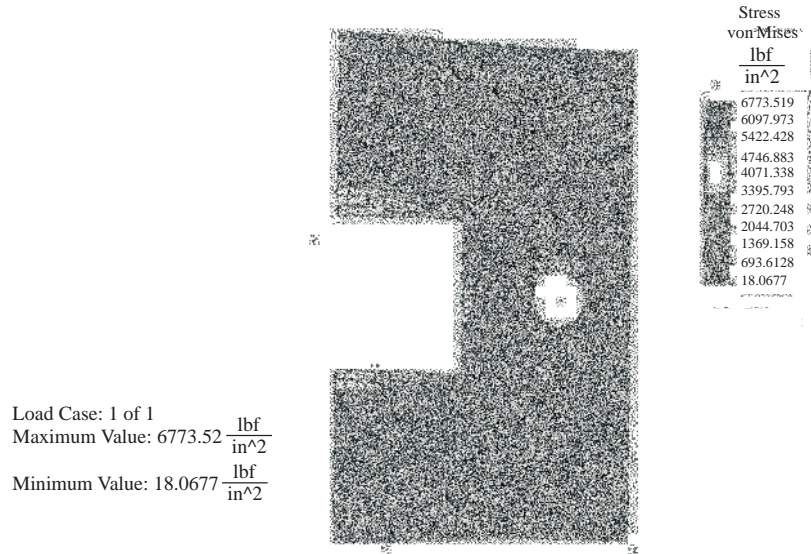


Plane stress with a thickness of 18.85 inches

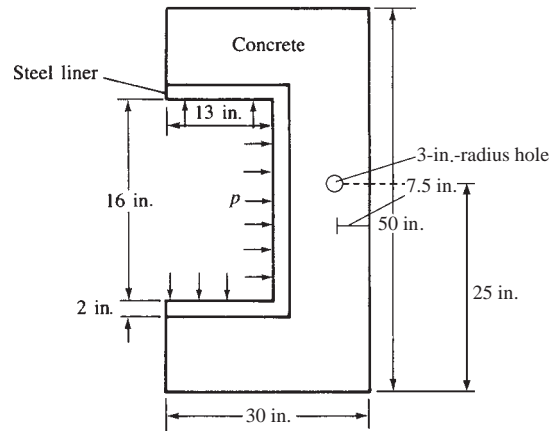


9.14 von Mises stresses (with filleted corners)

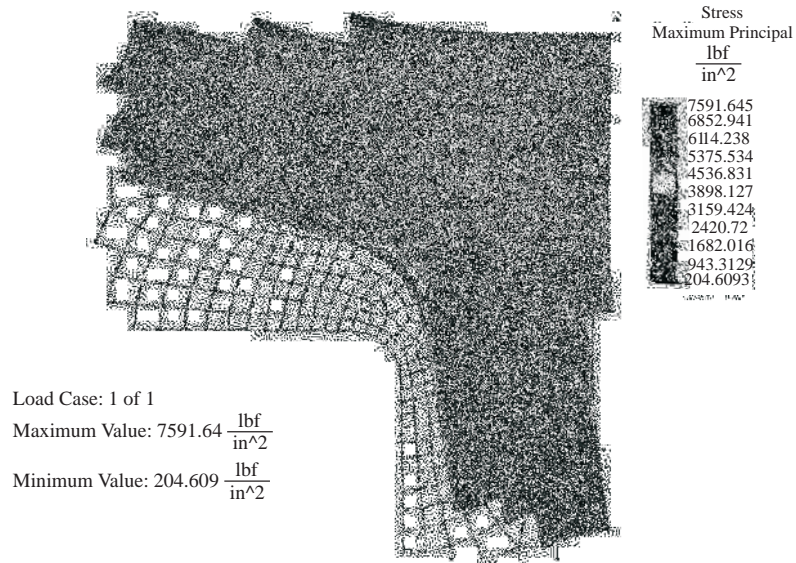
von Mises stresses (with filleted corners)



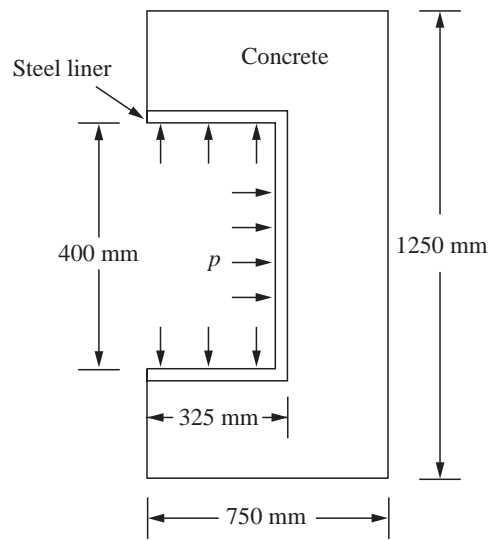

Model of a nuclear reactor



Zoomed maximum principal stresses in filleted corner




9.15



Note: Without the arc (inside radius), we have a 90° re-entrant corner where stress is approaching infinity. We have a singularity in the linear-elastic solution based on linear theory of elasticity. Therefore, we need the arc as in good practice or elastic-plastic model where an upper bound on the corner stress is the yield strength of the material.

9.18



9.19




Figure 1 Thick walled open-ended cylinder

Theoretical Solution for hoop stress at inner radius

$$q = 35 \times 10^6 \quad a = 1.5 \quad b = 1.2 \quad r = 1.2$$

$$\sigma_{\theta} = \frac{qb^2}{r^2} \cdot \frac{a^2 + r^2}{a^2 - b^2}$$

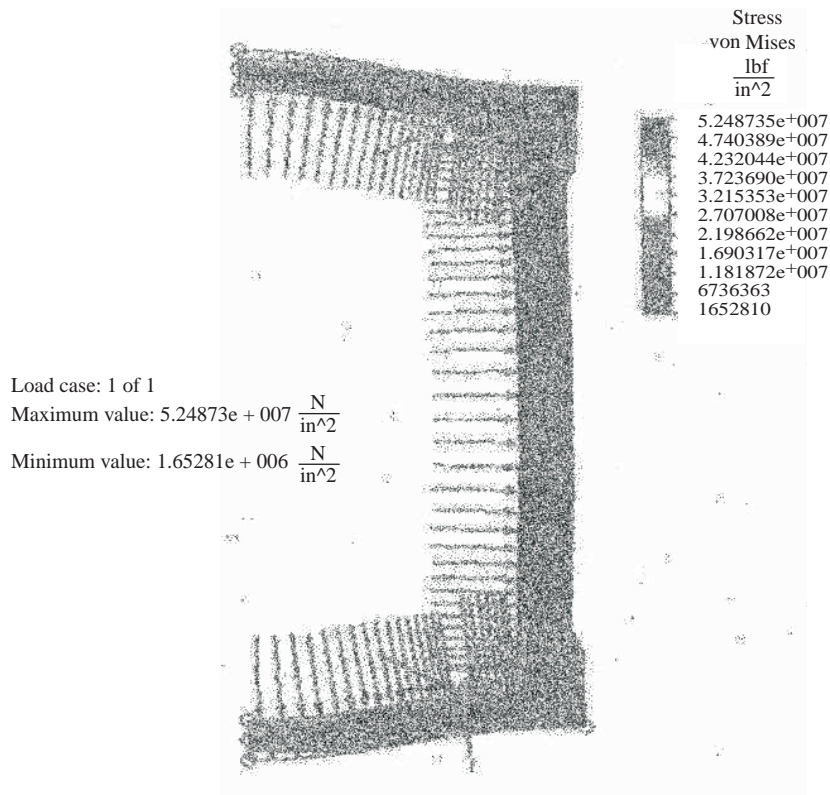
$$\sigma_{\theta} = 1.594 \times 10^8 \text{ Pa}$$

	Algor Results	Theoretical Results
Hoop Stress	159.5 MPa	159.4MPa
Maximum Principal Stress	159.5 MPa	-
Minimum Principal Stress	-35 MPa	-
Deflection in y-direction	0.93mm	-

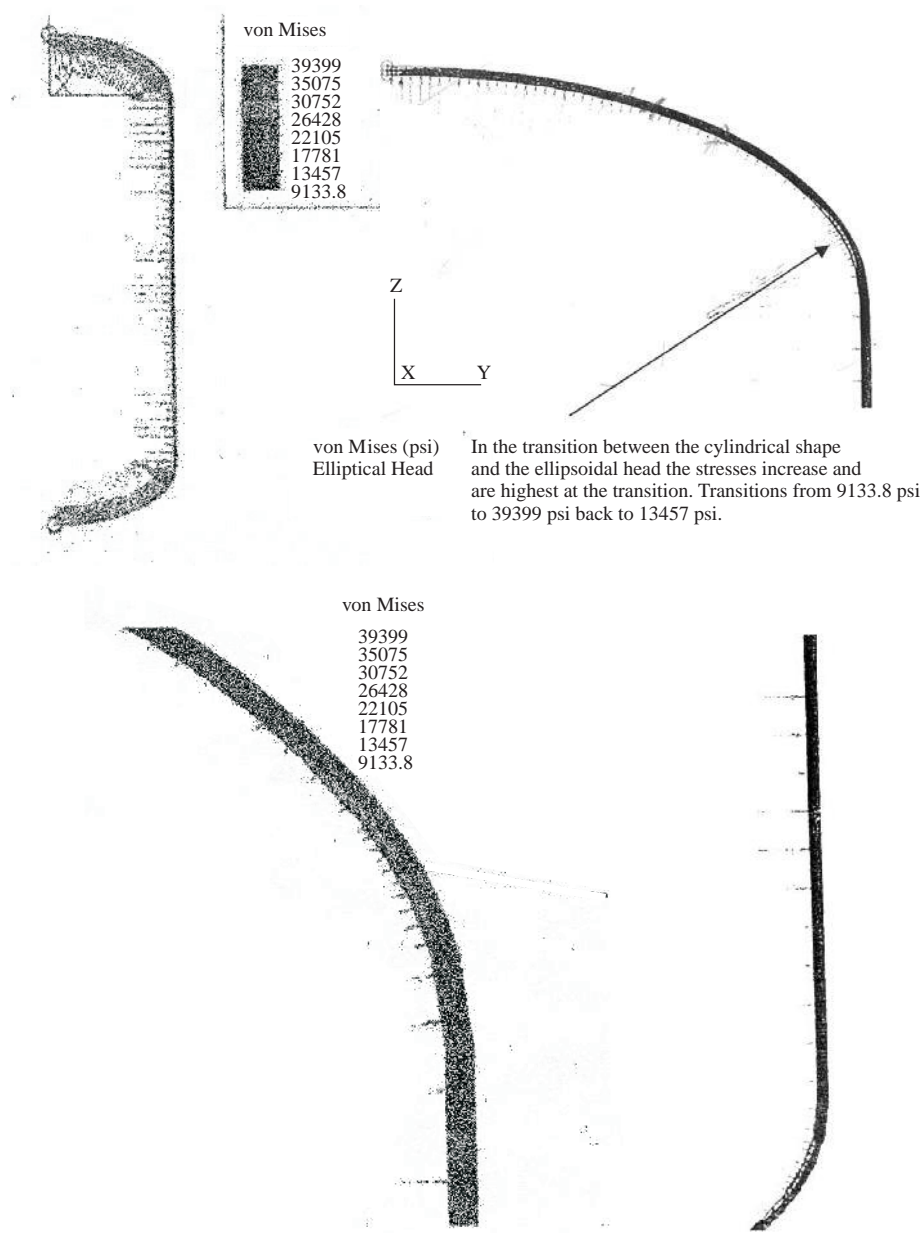
The Algor results for hoop stress and the theoretical solution for hoop stress are very close which proves that the Algor model is correct. The pipe has a very minimum internal and external deflection, less than 1mm on the inner radius. The stresses are also manageable at 159 MPa.

9.20 A steel cylindrical pressure vessel with flat plate end caps is shown in the figure with vertical axis of symmetry. Addition of thickened sections helps to reduce stress concentrations in the corners. Analyze the design and identify the most critically stressed regions. Note that inside sharp re-entrant corners produce infinite stress concentration zones, so refining the mesh in these regions will not help you get a better answer unless you use an inelastic theory or place small fillet radii there. Recommend any design changes in your report. Let the pressure inside be 1000 kPa.

503 elements and 645 nodes. Stresses are highest at sharp corners and the middle of the top and bottom of the pressure vessel. The design is acceptable as the von Mises stresses do not reach the yield strength of the material.

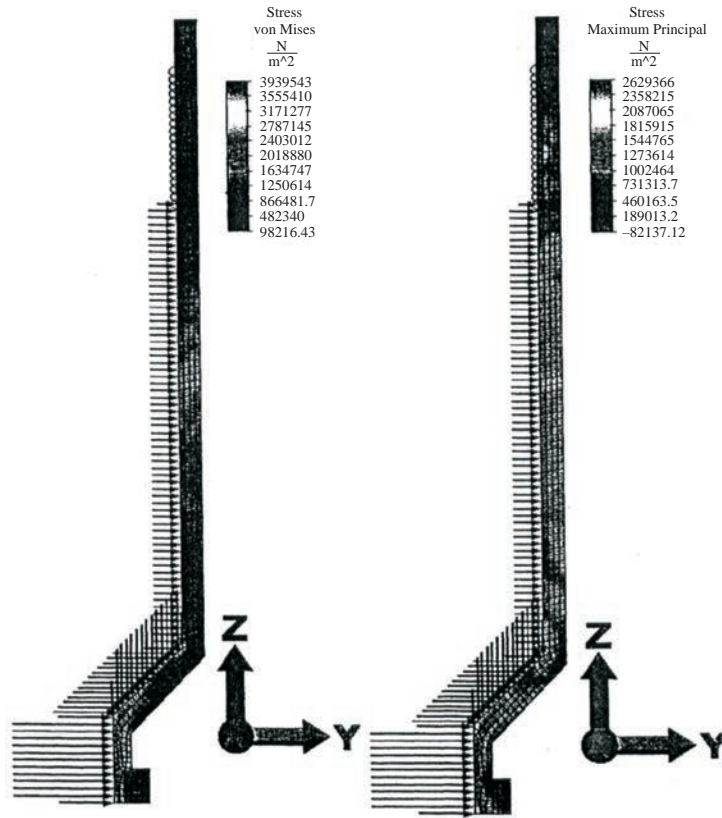


9.22



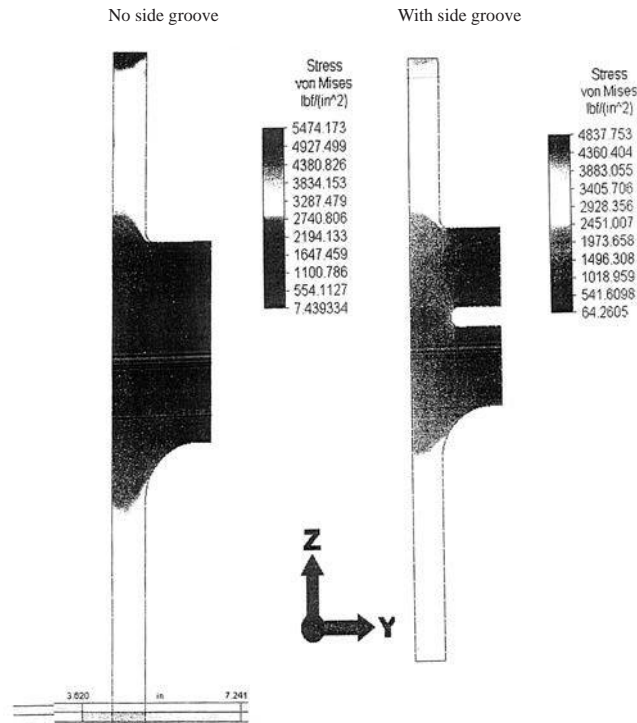
The recommended head shape of the hemispherical ends versus the ellipsoidal ends would be the hemispherical ends due to a lower stress concentration at the transition between the head and the cylindrical body.

- 9.23** According to the von Mises stress analysis, the average stress through the glass is around $\frac{1}{5}$ of the tensile strength of the glass. If the maximum force used with this syringe is 45 N, the design should be fine. However, if 45 N is the normal operating force which may increase, I would recommend analyzing this again with a safety factor of 4 (180 N force) to make sure it will still be under 5 MPa. As for the maximum principal stresses, they are well below the tensile strength of the glass and do not appear to be an issue.



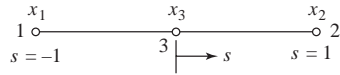
Another analysis with a safety factor of 4 ($28.64789 \frac{N}{\text{radian}}$) reveals that this syringe is still within the tensile strength of glass is all areas. With this information, I would conclude that the syringe design is indeed safe with this material specification.

9.25 Steel hole punch



Chapter 10

10.1



$$J = \frac{dx}{ds} \quad u = a_1 + a_2s + a_3s^2$$

$$x = a_1 + a_2s + a_3s^2$$

$$x_1 = a_1 + a_2(-1) + a_3(-1)^2 \quad (1)$$

$$x_2 = a_1 + a_2(1) + a_3(1)^2 \quad (2)$$

(1) - (2) gives

$$x_1 - x_2 = -2a_2, a_2 = \frac{x_2 - x_1}{2} \quad (3)$$

$$x_3 = a_1 + a_2(0) + a_3(0)$$

$$\therefore a_1 = x_3 \quad (4)$$

(3) and (4) into (1)

$$a_3 = x_1 - x_3 + \frac{x_2 - x_1}{2} = \frac{x_1 + x_2 - 2x_3}{2}$$

$$\therefore x = x_3 + \frac{x_2 - x_1}{2}s + \frac{(x_1 + x_2 - 2x_3)}{2}s^2 \quad (5)$$

$$J = \frac{dx}{ds} = \frac{x_2 - x_1}{2} + (x_1 + x_2 - 2x_3)s \quad (6)$$

Now $x_3 = \frac{x_1 + x_2}{2}$ for x_3 at $s = 0$

and $x_2 - x_1 = L$

$$\therefore J = \frac{L}{2} + [x_1 + x_2 - (x_1 + x_2)]s$$

$$J = \frac{L}{2}$$

10.2 Using Equation (10.1.1 b)

(a)

$$s = \left[x - \frac{(x_1 + x_2)}{2} \right] \left(\frac{2}{x_2 - x_1} \right)$$

At A $\Rightarrow x = x_A = 14$ in.

$$s = \left[14 - \frac{(10 + 20)}{2} \right] \left(\frac{2}{20 - 10} \right)$$

$$s = (14 - 15) \frac{2}{10} = -\frac{1}{5} = -0.2$$

By Equation (10.1.5)

$$N_1 = \frac{1+0.2}{2} = 0.6, N_2 = \frac{1-0.2}{2} = 0.4$$

By Equation (10.1.1 b)

(b)

At $A = 7$ in.

$$s = \left[7 - \left(\frac{5+10}{2} \right) \right] \left(\frac{2}{10-5} \right)$$

$$s = [7 - 7.5] \left(\frac{2}{5} \right)$$

$$s = -0.2$$

By Equation (10.1.5)

$$N_1 = \frac{1-(-0.2)}{2} = 0.6$$

$$N_2 = \frac{1-(0.2)}{2} = 0.4$$

10.3 (a) Using Equation (10.1.1 b)

$$x = x_A = 40 \text{ mm}$$

$$s = \left[40 - \left(\frac{20+60}{2} \right) \right] \left(\frac{2}{60-20} \right)$$

$$s = [40 - 40] \left(\frac{2}{40} \right)$$

$$s = 0$$

$$N_1 = \frac{1-0}{2} = \frac{1}{2}, N_2 = \frac{1+0}{2} = \frac{1}{2}$$

(b)

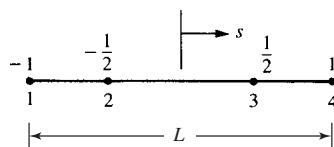
$$s = \left[20 - \left(\frac{10+30}{2} \right) \right] \left(\frac{2}{30-10} \right)$$

$$s = [20 - 20] \frac{2}{20}$$

$$s = 0$$

$$N_1 = \frac{1-0}{2} = \frac{1}{2}, N_2 = \frac{1+0}{2} = \frac{1}{2}$$

10.4



$$(1) \quad u = a_1 + a_2 s + a_3 s^2 + a_4 s^3 \quad (\text{A})$$

$$x = a_1 + a_2 s + a_3 s^2 + a_4 s^3 \quad (\text{B})$$

$$x_1 = a_1 + a_2(-1) + a_3(-1)^2 + a_4(-1)^3 \quad (1)$$

$$x_2 = a_1 + a_2 \left(\frac{-1}{2}\right) + a_3 \left(\frac{-1}{2}\right)^2 + a_4 \left(\frac{-1}{2}\right)^3 \quad (2)$$

$$x_3 = a_1 + a_2 \left(\frac{1}{2}\right) + a_3 \left(\frac{1}{2}\right)^2 + a_4 \left(\frac{1}{2}\right)^3 \quad (3)$$

$$x_4 = a_1 + a_2(1) + a_3(1)^2 + a_4(1)^3 \quad (4)$$

$$(1) + (4) \Rightarrow x_1 + x_4 = 2a_1 + 2a_3 \quad (5)$$

$$(2) + (3) \Rightarrow x_2 + x_3 = 2a_1 + \frac{a_3}{2} \quad (6)$$

(5) - (6) gives

$$x_1 + x_4 - (x_2 + x_3) = 2a_1 + 2a_3 - \left(2a_1 + \frac{a_3}{2}\right)$$

$$\text{or} \quad a_3 = \frac{2}{3} (x_1 + x_4 - x_2 - x_3) \quad (7)$$

(7) into (5)

$$x_1 + x_4 = 2a_1 + 2\left(\frac{2}{3}\right) (x_1 + x_4 - x_2 - x_3)$$

$$\text{or} \quad a_1 = \frac{-\frac{1}{3}(x_1 + x_4) + \frac{4}{3}(x_2 + x_3)}{2} \quad (8)$$

$$(1) - (4) \Rightarrow x_1 - x_4 = -2a_2 - 2a_4 \quad (9)$$

$$(2) - (3) \Rightarrow x_2 - x_3 = -a_2 - \frac{a_4}{4} \quad (10)$$

(9) - 2 (10) gives

$$x_1 - x_4 - 2(x_2 - x_3) = \frac{-3a_4}{2}$$

$$\therefore a_4 = \frac{2}{3} [2(x_2 - x_3) - (x_1 - x_4)] \quad (11)$$

(11) into (9) yields

$$a_2 = \frac{\frac{1}{3}(x_1 - x_4) - \frac{8}{3}(x_2 - x_3)}{2} \quad (12)$$

Substituting (7), (8), (11) and (12) into (B)

$$x = \frac{4(x_2 + x_3) - (x_1 + x_4)}{6} + \frac{[(x_1 - x_4) - 8(x_2 - x_3)]s}{6} + \frac{4(x_1 + x_4 - x_2 - x_3)}{6} s^2 + \frac{[8(x_2 - x_3) - 4(x_1 - x_4)]s^3}{6} \quad (13)$$

Combine like x_1, x_2, x_3 and x_4 coefficients

$$x = \left(-\frac{2}{3}s^3 + \frac{2}{3}s^2 + \frac{s}{6} - \frac{1}{6}\right)x_1 + \left(\frac{4}{3}s^3 - \frac{2}{3}s^2 - \frac{4}{3}s + \frac{2}{3}\right)x_2 \\ + \left(-\frac{4}{3}s^3 - \frac{2}{3}s^2 + \frac{4}{3}s + \frac{2}{3}\right)x_3 + \left(\frac{2}{3}s^3 + \frac{2}{3}s^2 - \frac{s}{6} - \frac{1}{6}\right)x_4 \quad (14)$$

By (14) then

$$\{x\} = [N_1 \quad N_2 \quad N_3 \quad N_4] \begin{Bmatrix} x_1 \\ x_2 \\ x_3 \\ x_4 \end{Bmatrix}$$

$$\therefore N_1 = \frac{-2}{3}s^3 + \frac{2}{3}s^2 + \frac{s}{6} - \frac{1}{6}$$

$$N_2 = \frac{4}{3}s^3 - \frac{2}{3}s^2 - \frac{4}{3}s + \frac{2}{3}$$

$$N_3 = \frac{-4}{3}s^3 - \frac{2}{3}s^2 + \frac{4}{3}s + \frac{2}{3}$$

$$N_4 = \frac{2}{3}s^3 + \frac{2}{3}s^2 - \frac{s}{6} - \frac{1}{6}$$

$$(2) \quad \frac{du}{ds} = \begin{bmatrix} -2s^2 + \frac{4}{3}s + \frac{1}{6} & 4s^2 - \frac{4}{3}s - \frac{4}{3} & -4s^2 - \frac{4}{3}s + \frac{4}{3} \\ & & 2s^2 + \frac{4}{3}s - \frac{1}{6} \end{bmatrix} \begin{Bmatrix} u_1 \\ u_2 \\ u_3 \\ u_4 \end{Bmatrix}$$

Differentiating (13)

$$\frac{dx}{ds} = \left(-2s^2 + \frac{4}{3}s + \frac{1}{6}\right)x_1 + \left(4s^2 + \frac{4}{3}s - \frac{4}{3}\right)x_2 \\ + \left(-4s^2 - \frac{4}{3}s + \frac{4}{3}\right)x_3 + \left(2s^2 + \frac{4}{3}s - \frac{1}{6}\right)x_4$$

Simplifying

$$= 2s^2(x_4 - x_1) + \frac{4}{3}s(x_4 + x_1) - \frac{1}{6}(x_4 - x_1) \\ - 4s^2(x_3 - x_2) - \frac{4}{3}s(x_3 + x_2) + \frac{4}{3}(x_3 - x_2) \\ = 2s^2L + \frac{8}{3}s \frac{(x_4 + x_1)}{2} - \frac{1}{6}L - 4s^2\left(\frac{L}{2}\right) - \frac{8}{3}s \left(\frac{x_3 + x_2}{2}\right) + \frac{4}{3}\left(\frac{L}{2}\right) \\ = 2s^2L + \frac{8}{3}s x_c - \frac{L}{6} - 2s^2L - \frac{8}{3}s x_c + \frac{2}{3}L$$

$$\frac{dx}{ds} = \frac{L}{2}$$

Now

$$\frac{du}{dx} = \frac{\frac{du}{ds}}{\frac{dx}{ds}} \quad \text{and} \quad \frac{du}{dx} = \varepsilon_x = [B] \{d\}$$

$$\therefore \epsilon_x = \begin{bmatrix} \frac{-12s^2 + 8s + 1}{3L} & \frac{12s^2 - 4s - 4}{\frac{3L}{2}} & \frac{-12s^2 - 4s + 4}{\frac{3L}{2}} & \frac{12s^2 + 8s - 1}{3L} \end{bmatrix} \begin{Bmatrix} u_1 \\ u_2 \\ u_3 \\ u_4 \end{Bmatrix}$$

$$\therefore [B] = \begin{bmatrix} \frac{-12s^2 + 8s + 1}{3L} & \frac{12s^2 - 4s - 4}{\frac{3L}{2}} & \frac{-12s^2 - 4s + 4}{\frac{3L}{2}} & \frac{12s^2 + 8s - 1}{3L} \end{bmatrix}$$

10.5 (a) Using Equation (10.5.6)

$$x = x_A = 13 = 15 + \left(\frac{20-10}{2}\right)s + \frac{10+20-2(15)}{2}s^2$$

$$\therefore 0s^2 + 5s + 2 = 0$$

$$s = \frac{-2}{5} = -0.4$$

$$N_1 = \frac{s(s-1)}{2} = \frac{-0.4(-0.4-1)}{2}$$

$$= 0.28$$

$$N_2 = \frac{s(s+1)}{2} = \frac{-0.4(-0.4+1)}{2}$$

$$= -0.12$$

$$N_3 = 1 - s_2 = 1 - (-0.4)^2$$

$$= 0.84$$

$$\Sigma N's = 0.28 - 0.12 + 0.84 = 1$$

$$u = a_1 + a_2s + a_3s^2$$

$$u_1 = 0.006 = a_1 + a_2(-1) + a_3(-1)^2$$

$$u_3 = 0 = a_1 + a_2(0) + a_3(0)$$

$$u_2 = -0.006 = a_1 + a_2(1) + a_3(1)^2$$

$$\therefore a_3 = 0, a_2 = -0.006, a_1 = 0$$

$$\therefore u = -0.006s \text{ and } s = -0.4 \text{ at } x_A = 13$$

$$\therefore u = -0.006(-0.4) = 0.0024 \text{ in.}$$

$$\epsilon_x = \frac{2s-1}{L} u_1 + \frac{2s+1}{L} u_2 - \frac{4s}{L} u_3$$

$$\epsilon_x = \frac{2s-1}{L} (0.006) + \frac{2s+1}{L} (-0.006) = 0$$

$$\epsilon_x = \frac{-0.12}{L} \quad (L = 10^{11})$$

$$\therefore \epsilon_x = -0.012 \frac{\text{in.}}{\text{in.}}$$

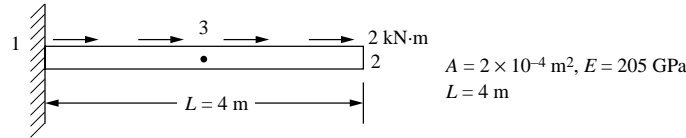
10.6 (a) Using Equation (10.5.6)

$$x = x_A = 1.5 = 1 + \left(\frac{2-0}{2}\right)s + \left(\frac{0+2-2(1)}{2}\right)s^2$$

$$1.5 = 1 + s + 0s^2$$

$$\begin{aligned}
 s - 0.5 &= 0 \\
 s &= 0.5 \\
 N_1 &= \frac{s(s-1)}{2} = \frac{0.5(0.5-1)}{2} \\
 &= -0.125 \\
 N_2 &= \frac{s(s+1)}{2} = \frac{0.5(0.5+1)}{2} \\
 &= 0.375 \\
 N_3 &= 1 - s^2 = 1 - 0.5^2 \\
 &= 0.75 \\
 \Sigma N's &= -0.125 + 0.375 + 0.75 \\
 &= 1.0
 \end{aligned}$$

10.8



$$\{F\} = [K] \{d\} \quad (A)$$

where by Equation (10.5.22)

$$[K] = \frac{AE}{L} \begin{bmatrix} 4.67 & 0.667 & -5.33 \\ & 4.67 & -5.33 \\ \text{Symmetry} & & 10.67 \end{bmatrix} \quad (1)$$

By Equation (10.5.9) for N 's and using Equation (10.1.21)

$$\begin{aligned}
 \{f_s\} &= \int_{-1}^1 [N_s]^T \{T\} dx, \quad \{T\} = \left\{ 2 \frac{\text{kN}}{\text{m}} \right\}, \quad dx = \frac{L}{2} ds \\
 \{f_s\} &= \int_{-1}^1 \begin{Bmatrix} \frac{s(s-1)}{2} \\ \frac{s(s+1)}{2} \\ 1-s^2 \end{Bmatrix} \left\{ 2 \frac{\text{kN}}{\text{m}} \right\} \frac{L}{2} ds \quad (2)
 \end{aligned}$$

Upon integrating Equation (2)

$$\{f_s\} = \begin{Bmatrix} \left(\frac{s^3}{6} - \frac{s^2}{4} \right)_{-1}^1 \\ \left(\frac{s^3}{6} - \frac{s^2}{4} \right)_{-1}^1 \\ \left(s - \frac{s^3}{3} \right)_{-1}^1 \end{Bmatrix} (2) \frac{4}{2} \quad (3)$$

$$\{f_s\} = \begin{Bmatrix} \frac{1}{3} \\ \frac{1}{3} \\ \frac{4}{3} \\ \frac{4}{3} \end{Bmatrix} \quad (4) = \begin{Bmatrix} \frac{4}{3} \\ \frac{4}{3} \\ \frac{16}{3} \\ \frac{16}{3} \end{Bmatrix} \text{ kN} \quad (4)$$

Using Equations (4) and (1) in (A) and applying boundary condition $u_1 = 0$,

$$\begin{Bmatrix} \frac{4}{3} \\ \frac{16}{3} \end{Bmatrix} = \begin{bmatrix} 2.393 & -2.732 \\ -2.732 & 5.468 \end{bmatrix} \times 10^4 \begin{Bmatrix} u_2 \\ u_3 \end{Bmatrix} \quad (5)$$

Solving (5) for u_2 and u_3

$$u_2 = 3.885 \times 10^{-4} \text{ m}, u_3 = 2.916 \times 10^{-4} \text{ m} \quad (6)$$

Stress in bar

$$E = 205 \times 10^9$$

At $s = -1$ or $x = 0$

$$\sigma_1 = E \left[\frac{2(-1)-1}{4} \frac{2(-1)+1}{4} \frac{-4(-1)}{4} \right] \begin{Bmatrix} 0 \\ 3.885 \times 10^{-4} \\ 2.916 \times 10^{-4} \end{Bmatrix}, \quad \sigma_1 = \underbrace{(3.987 \times 10^7)}_{\parallel} \frac{\text{N}}{\text{m}} = 39.87 \text{ MPa}$$

At $s = 1$ or $x = L$

$$\sigma_2 = E \left[\frac{2 \times 1 - 1}{4} \frac{2 + 1}{4} \frac{-4}{4} \right] \begin{Bmatrix} 0 \\ 3.885 \times 10^{-4} \\ 2.916 \times 10^{-4} \end{Bmatrix}, \quad \sigma_2 = (-4.357 \times 10^4) = -0.04357 \text{ MPa}$$

Note small number compared to stress at fixed end.

10.9

$$x = \frac{1}{4} [(1-s)(1-t)x_1 + (1+s)(1-t)x_2 + (1+s)(1+t)x_3 + (1-s)(1+t)x_4]$$

$$y = \frac{1}{4} [(1-s)(1-t)y_1 + (1+s)(1-t)y_2 + (1+s)(1+t)y_3 + (1-s)(1+t)y_4]$$

$$[J] = \begin{bmatrix} \frac{\partial x}{\partial s} & \frac{\partial y}{\partial s} \\ \frac{\partial x}{\partial t} & \frac{\partial y}{\partial t} \end{bmatrix} \text{ Equation (10.2.10)}$$

$$\frac{\partial x}{\partial s} = \frac{1}{4} [-x_1 + tx_1 + x_2 - tx_2 + x_3 + tx_3 - x_4 - tx_4]$$

$$\frac{\partial x}{\partial t} = \frac{1}{4} [-x_1 + sx_1 - x_2 - sx_2 + x_3 + sx_3 + x_4 - sx_4]$$

$$\frac{\partial y}{\partial s} = \frac{1}{4} [-y_1 + ty_1 + y_2 - ty_2 + y_3 + ty_3 - y_4 - ty_4]$$

$$\frac{\partial y}{\partial t} = \frac{1}{4} [-y_1 + sy_1 - y_2 - sy_2 + y_3 + sy_3 + y_4 - sy_4]$$

$$[J] = \begin{bmatrix} J_{11} & J_{12} \\ J_{21} & J_{22} \end{bmatrix}$$

where

$$J_{11} = \frac{1}{4} (-x_1 + tx_1 + x_2 - tx_2 + x_3 + tx_3 - x_4 - tx_4)$$

$$J_{12} = \frac{1}{4} (-y_1 + ty_1 + y_2 - ty_2 + y_3 + ty_3 - y_4 - ty_4)$$

$$J_{21} = \frac{1}{4} (-x_1 + sx_1 - x_2 - sx_2 + x_3 + sx_3 + x_4 - sx_4)$$

$$J_{22} = \frac{1}{4} (-y_1 + sy_1 - y_2 - sy_2 + y_3 + sy_3 + y_4 - sy_4)$$

Find determinate $|J|$

$$|J| = J_{11}J_{22} - J_{21}J_{12}$$

Multiplying and collecting terms

$$\begin{aligned} |J| = \frac{1}{16} [& 2x_1y_2 - 2tx_1y_2 + 2tx_1y_3 - 2sx_1y_3 + 2sx_1y_4 - 2x_1y_4 - 2x_2y_1 + 2tx_2y_3 \\ & + 2x_2y_3 + 2sx_2y_3 - 2sx_2y_4 - 2tx_2y_4 + 2sx_3y_1 - 2tx_3y_1 - 2x_3y_2 - 2sx_3y_2 \\ & + 2x_3y_4 + 2tx_3y_4 + 2x_4y_1 - 2sx_4y_1 + 2sx_4y_2 + 2x_4y_2 + 2tx_4y_2 - 2x_4y_3 \\ & - 2tx_4y_3] \end{aligned}$$

Factor out x_1 's

$$\begin{aligned} |J| = \frac{1}{8} [& x_1(y_2 - ty_2 + ty_3 - sy_3 + sy_4 - y_4) \\ & + x_2(-y_1 + ty_1 + y_3 + sy_3 - sy_4 - ty_4) + x_3(sy_1 - ty_1 - y_2 - sy_2 + y_4 + ty_4) \\ & + x_4(y_1 - sy_1 + sy_2 + ty_2 - y_3 - ty_3)] \end{aligned}$$

$$|J| = \frac{1}{8} [x_1 \ x_2 \ x_3 \ x_4] \begin{bmatrix} y_2 - ty_2 + ty_3 - sy_3 + sy_4 - y_4 \\ -y_1 + ty_1 + y_3 + sy_3 - sy_4 - ty_4 \\ sy_1 - ty_1 - y_2 - sy_2 + y_4 + ty_4 \\ y_1 - sy_1 + sy_2 + ty_2 - y_3 - ty_3 \end{bmatrix}$$

$$|J| = \frac{1}{8} [x_1 \ x_2 \ x_3 \ x_4] \begin{bmatrix} y_1(0) + y_2(1-t) + y_3(t-s) + y_4(s-1) \\ y_1(-1+t) + y_2(0) + y_3(0) + y_4(1+t) \\ y_1(s-t) + y_2(-1-s) + y_3(0) + y_4(1+t) \\ y_1(1-s) + y_2(s+t) + y_3(-1-t) + y_4(0) \end{bmatrix}$$

$$|J| = \frac{1}{8} [x_1 \ x_2 \ x_3 \ x_4] \begin{bmatrix} 0 & 1-t & t-s & s-1 \\ -1+t & 0 & s+1 & -s-t \\ s-t & -1-s & 0 & 1+t \\ 1-s & s+t & -1-t & 0 \end{bmatrix} \begin{Bmatrix} y_1 \\ y_2 \\ y_3 \\ y_4 \end{Bmatrix}$$

10.10

$$[J] = \begin{bmatrix} \frac{\partial x}{\partial s} & \frac{\partial y}{\partial s} \\ \frac{\partial x}{\partial t} & \frac{\partial y}{\partial t} \end{bmatrix}$$

x and y from Problem 10.9

$$\begin{aligned} \frac{\partial x}{\partial s} &= \frac{1}{4} (-1) (1-t)x_1 + \frac{1}{4} (1-t)x_2 + \frac{1}{4} (1+t)x_3 + \frac{1}{4} (-1) (1+t)x_4 \\ &= N_{1,s} x_1 + N_{2,s} x_2 + N_{3,s} x_3 + N_{4,s} x_4 \end{aligned}$$

$$\begin{aligned} \frac{\partial x}{\partial t} &= \frac{1}{4} (-1) (1-s)x_1 + \frac{1}{4} (-1) (1+s)x_2 + \frac{1}{4} (1+s)x_3 + \frac{1}{4} (1-s)x_4 \\ &= N_{1,t} x_1 + N_{2,t} x_2 + N_{3,t} x_3 + N_{4,t} x_4 \end{aligned}$$

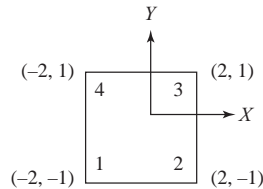
$$\begin{aligned} \frac{\partial y}{\partial s} &= \frac{1}{4} (-1) (1-t)y_1 + \frac{1}{4} (1-t)y_2 + \frac{1}{4} (1+t)y_3 + \frac{1}{4} (-1) (1+t)y_4 \\ &= N_{1,s} y_1 + N_{2,s} y_2 + N_{3,s} y_3 + N_{4,s} y_4 \end{aligned}$$

$$\begin{aligned} \frac{\partial y}{\partial t} &= \frac{1}{4} (-1) (1-s)y_1 + \frac{1}{4} (-1) (1+s)y_2 + \frac{1}{4} (1+s)y_3 + \frac{1}{4} (1-s)y_4 \\ &= N_{1,t} y_1 + N_{2,t} y_2 + N_{3,t} y_3 + N_{4,t} y_4 \end{aligned}$$

$$[J] = \begin{bmatrix} N_{1,s} & N_{2,s} & N_{3,s} & N_{4,s} \\ N_{1,t} & N_{2,t} & N_{3,t} & N_{4,t} \end{bmatrix} \begin{bmatrix} x_1 & y_1 \\ x_2 & y_2 \\ x_3 & y_3 \\ x_4 & y_4 \end{bmatrix}$$

10.11 (a)

$$[J] = \begin{bmatrix} \frac{\partial x}{\partial s} & \frac{\partial y}{\partial s} \\ \frac{\partial x}{\partial t} & \frac{\partial y}{\partial t} \end{bmatrix} \begin{pmatrix} x_1 = -z, x_2 = z \\ x_3 = z, x_4 = -z \end{pmatrix}$$



$$\frac{\partial x}{\partial s} = \frac{1}{4} (-1) (1-t)(-2) + \frac{1}{4} (1-t)(2) + \frac{1}{4} (1+t)(2) + \frac{1}{4} (-1) (1+t)(-2) = z$$

$$\begin{aligned} \frac{\partial x}{\partial t} &= \frac{1}{4} (-1) (1-s)(-2) + \frac{1}{4} (-1) (1+s)(2) + \frac{1}{4} (1+s)(2) \\ &\quad + \frac{1}{4} (1-s)(-2) = 0 \end{aligned}$$

$$y_1 = 1, y_2 = -1$$

$$y_3 = 1, y_4 = 1$$

$$\begin{aligned} \frac{\partial y}{\partial s} &= \frac{1}{4} (-1) (1-t)(-1) + \frac{1}{4} (1-t)(-1) + \frac{1}{4} (1+t)(1) \\ &\quad + \frac{1}{4} (-1) (1+t)(1) = 0 \end{aligned}$$

$$\frac{\partial y}{\partial t} = \frac{1}{4} (-1)(1-s)(-1) + \frac{1}{4} (-1)(1+s)(-1) + \frac{1}{4} (1+s)(1) + \frac{1}{4} (1-s)(1) = 1$$

$$|[J]| = \begin{vmatrix} 2 & 0 \\ 0 & 1 \end{vmatrix} = 2 - 0 = 2$$

By Equation (10.2.22)

$$|[J]| = \frac{1}{8} [-2 \ 2 \ 2 \ -2] \times \begin{bmatrix} 0 & 1-t & t-s & s-1 \\ t-1 & 0 & s+1 & -s-t \\ s-t & -s-1 & 0 & t+1 \\ 1-s & s+t & -t-1 & 0 \end{bmatrix} \begin{Bmatrix} -1 \\ -1 \\ 1 \\ 1 \end{Bmatrix} \quad (A)$$

Simplifying by multiplying the matrices in Equation (A) yields

$$|[J]| = 2 \text{ also}$$

and $|[J]| = \frac{A}{4}$ as

$$A = 4 \times 2 = 8 \text{ (area of element)}$$

$$\therefore = |[J]| \frac{8}{4} = 2$$

10.12

By Equation (10.2.18)

$$[B(s, t)] = \frac{1}{|[J]|} [B_1] [B_2] [B_3] [B_4]$$

By Equation (10.2.3)

$$x = \frac{1}{4} [(1-s)(1-t)x_1 + (1+s)(1-t)x_2 + (1+s)(1+t)x_3 + (1-s)(1+t)x_4] \quad (1)$$

$$y = \frac{1}{4} [(1-s)(1-t)y_1 + (1+s)(1-t)y_2 + (1+s)(1+t)y_3 + (1-s)(1+t)y_4]$$

By Equation (10.2.16)

$$[D'] = \frac{1}{|[J]|} \begin{bmatrix} \frac{\partial y}{\partial t} \frac{\partial(\cdot)}{\partial s} - \frac{\partial y}{\partial s} \frac{\partial(\cdot)}{\partial t} & 0 \\ 0 & \frac{\partial x}{\partial s} \frac{\partial(\cdot)}{\partial t} - \frac{\partial x}{\partial t} \frac{\partial(\cdot)}{\partial s} \\ \frac{\partial x}{\partial s} \frac{\partial(\cdot)}{\partial t} - \frac{\partial x}{\partial t} \frac{\partial(\cdot)}{\partial s} & \frac{\partial y}{\partial t} \frac{\partial(\cdot)}{\partial s} - \frac{\partial y}{\partial s} \frac{\partial(\cdot)}{\partial t} \end{bmatrix} \quad (2)$$

Let

$$a = \frac{\partial y}{\partial t} = \frac{1}{4} [y_1(s-1) + y_2(-1-s) + y_3(1+s) + y_4(1-s)]$$

$$b = \frac{\partial y}{\partial s} = \frac{1}{4} [y_1(t-1) + y_2(1-t) + y_3(1+t) + y_4(-1-t)]$$

$$c = \frac{\partial x}{\partial s} = \frac{1}{4} [x_1(t-1) + x_2(1-t) + x_3(1+t) + x_4(-1-t)]$$

$$d = \frac{\partial x}{\partial t} = \frac{1}{4} [x_1(s-1) + x_2(-1-s) + x_3(1+s) + x_4(1-s)]$$

By Equation (10.3.5)

$$N_1 = \frac{(1-s)(1-t)}{4}, N_2 = \frac{(1+s)(1-t)}{4}$$

$$N_3 = \frac{(1+s)(1+t)}{4}, N_4 = \frac{(1-s)(1+t)}{4}$$

$$[N] = \begin{bmatrix} N_1 & 0 & N_2 & 0 & N_3 & 0 & N_4 & 0 \\ 0 & N_1 & 0 & N_2 & 0 & N_3 & 0 & N_4 \end{bmatrix}$$

Let

$$N_{i,s} = \frac{\partial N_i}{\partial s}, N_{i,t} = \frac{\partial N_i}{\partial t}$$

Now

$$[B] = [D'] [N]$$

Using $[D']$ from Equation (2) above, we obtain

$$[B] = \frac{1}{|[J]|} \begin{bmatrix} a \frac{\partial(\cdot)}{\partial s} - b \frac{\partial(\cdot)}{\partial t} & 0 \\ 0 & c \frac{\partial(\cdot)}{\partial t} - d \frac{\partial(\cdot)}{\partial s} \\ c \frac{\partial(\cdot)}{\partial t} - d \frac{\partial(\cdot)}{\partial s} & a \frac{\partial(\cdot)}{\partial s} - b \frac{\partial(\cdot)}{\partial t} \end{bmatrix} \begin{bmatrix} \frac{(1-s)(1-t)}{4} & 0 \dots 0 \\ 0 & \frac{(1-s)(1-t)}{4} \dots \end{bmatrix}$$

$$[B] = \frac{1}{|[J]|} \begin{matrix} \text{col(1)} & \text{col(2)} & \text{col(7)} & \text{col(8)} \\ \begin{bmatrix} \frac{a(t-1)}{4} - \frac{b(s-1)}{4} & 0 & \dots & \dots & \frac{a(1-t)}{4} - \frac{b(1-s)}{4} & 0 \\ 0 & \frac{c(s-1)}{4} - \frac{d(t-1)}{4} & \dots & \dots & 0 & \frac{c(1-s)}{4} - \frac{d(-1-t)}{4} \\ \frac{c(s-1)}{4} - \frac{d(t-1)}{4} & \frac{a(t-1)}{4} - \frac{b(s-1)}{4} & \dots & \dots & \frac{c(1-s)}{4} - \frac{d(-1-t)}{4} & \frac{a(-1-t)}{4} - \frac{b(1-s)}{4} \end{bmatrix} \end{matrix}$$

By Equation (10.2.19)

$$[B] = \frac{1}{|[J]|} = [B_1] [B_2] [B_3] [B_4]$$

where the submatrices are

$$[B_i] = \begin{bmatrix} a(N_{i,s}) - b(N_{i,t}) & 0 \\ 0 & c(N_{i,t}) - d(N_{i,s}) \\ c(N_{i,t}) - d(N_{i,s}) & a(N_{i,s}) - b(N_{i,t}) \end{bmatrix}$$

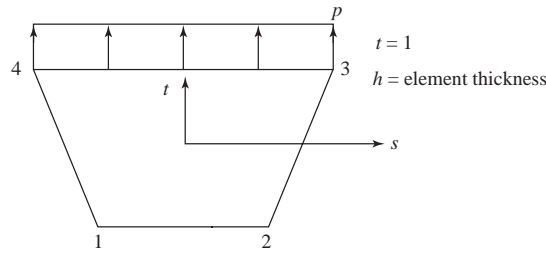
where, for instance

$$N_{1,s} = \frac{\partial N_1}{\partial s} = \frac{t-1}{4}$$

$$N_{1,t} = \frac{\partial N_1}{\partial t} = \frac{s-1}{4}$$

etc.

10.13



$$\{f_s\} = \int_{-1}^1 [N_s]^T \{T\} h \frac{L}{2} ds$$

At $t = 1$

$$\begin{Bmatrix} f_{s3s} \\ f_{s3t} \\ f_{s4s} \\ f_{s4t} \end{Bmatrix} = \int_{-1}^1 \begin{bmatrix} N_3 & 0 & N_4 & 0 \\ 0 & N_3 & 0 & N_4 \end{bmatrix}^T \begin{Bmatrix} p_s \\ p_t \end{Bmatrix} h \frac{L}{2} ds$$

$$p_s = 0, p_t = p$$

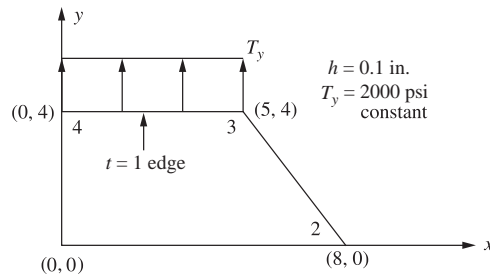
$$\therefore \{f_s\} = \int_{-1}^1 \begin{Bmatrix} 0 \\ N_3 p \\ 0 \\ N_4 p \end{Bmatrix} h \frac{L}{2} ds$$

$$\{f_s\} = \int_{-1}^1 \begin{Bmatrix} 0 \\ \frac{(1+s)(1+t)}{4} p \\ 0 \\ \frac{(1-s)(1+t)}{4} p \end{Bmatrix} h \frac{L}{2} ds \quad t=1$$

$$= \begin{bmatrix} 0 \\ \frac{ps}{2} + \frac{ps^2}{4} \\ 0 \\ \frac{ps}{2} - \frac{ps^2}{4} \end{bmatrix} \Bigg|_{-1}^1 = \frac{Lh}{2} \begin{matrix} f_{s3s} = 0 \\ f_{s3t} = \frac{pLh}{2} \\ f_{s4s} = 0 \\ f_{s4t} = \frac{pLh}{2} \end{matrix}$$

10.14

(a)



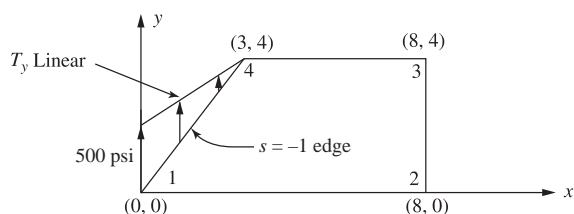
$$\{f_s\} = \int_{-1}^1 [N_s]^T \{T\} \frac{L}{2} h dt$$

$$L = 5 \text{ in.}, p_t = 2000 \text{ psi}, p_s = 0$$

$$N_3 = \frac{1+s}{2} \text{ and } N_4 = \frac{1-s}{2} \text{ for } t = 1$$

$$\begin{aligned} \therefore \begin{Bmatrix} f_{s3s} \\ f_{s3t} \\ f_{s4s} \\ f_{s4t} \end{Bmatrix} &= \int_{-1}^1 \begin{bmatrix} N_3 & 0 \\ 0 & N_3 \\ N_4 & 0 \\ 0 & N_4 \end{bmatrix} \begin{Bmatrix} p_s = 0 \\ p_t = 2000 \end{Bmatrix} h \frac{L}{2} dt \\ &= \begin{Bmatrix} 0 \\ \int_{-1}^1 \left(\frac{1+s}{2}\right) (2000) (0.1) \left(\frac{5}{2}\right) dt \\ 0 \\ \int_{-1}^1 \left(\frac{1-s}{2}\right) (2000) (0.1) \left(\frac{5}{2}\right) dt \end{Bmatrix} \begin{Bmatrix} 0 \\ 500 \\ 0 \\ 500 \end{Bmatrix} \text{ lb} \end{aligned}$$

(b)



$h = 0.1 \text{ in.}$
 $s = -1$
 $L = 5 \text{ in.}$

$$\begin{Bmatrix} f_{s1s} \\ f_{s1t} \\ f_{s4s} \\ f_{s4t} \end{Bmatrix} = \int_{-1}^1 \begin{bmatrix} N_1 & 0 \\ 0 & N_1 \\ N_4 & 0 \\ 0 & N_4 \end{bmatrix} \begin{Bmatrix} p_s = 0 \\ p_t = -250t + 250 \end{Bmatrix} h \frac{L}{2} dt$$

$$f_{s1s} = f_{s4s} = 0 \quad N_1 = \frac{1-t}{2}, N_4 = \frac{1+t}{2} \text{ for } s = -1$$

$$f_{s1t} = \int_{-1}^1 \left(\frac{1-t}{2}\right) (-250t + 250) (0.1) \left(\frac{5}{2}\right) dt$$

$$= 83.33 \text{ lb}$$

$$f_{s4t} = \int_{-1}^1 \left(\frac{1+t}{2}\right) (-250t + 250) (0.1) \left(\frac{5}{2}\right) dt$$

$$= 41.67 \text{ lb}$$

10.15

(a) $\int_{-1}^1 \cos \frac{s}{2} ds$ Use Table 10.1

$$I = \sum_{i=1}^3 W_i \cos \frac{s_i}{2} = W_1 \cos \frac{s_1}{2} + W_2 \cos \frac{s_2}{2} + W_3 \cos \frac{s_3}{2}$$

$$= \frac{5}{9} \cos\left(\frac{0.7746}{2}\right) + \frac{8}{9} \cos(0) + \frac{5}{9} \cos\left(\frac{-0.7746}{2}\right)$$

$$I = 1.918 \quad (\text{Analytical } I = 1.918)$$

That is

$$\begin{aligned} \int_{-1}^1 \cos \frac{s}{2} ds &= 2 \sin \frac{s}{2} \Big|_{-1}^1 = 2 \sin \frac{1}{2} - 2 \sin \left(-\frac{1}{2}\right) \\ &= 4 \sin \frac{1}{2} = 4(0.47) \\ &= 1.918 \end{aligned}$$

$$(b) \int_{-1}^1 s^2 ds$$

$$\begin{aligned} I &= \sum_{i=1}^3 W_i s_i^2 = W_1 s_1^2 + W_2 s_2^2 + W_3 s_3^2 \\ &= \frac{5}{9} (0.7746)^2 + \frac{8}{9} (0)^2 + \frac{5}{9} (-0.7746)^2 \end{aligned}$$

$$I = 0.667 \quad (\text{Analytical } I = 0.667)$$

$$(c) \int_{-1}^1 s^4 ds = \frac{5}{9} (0.7746)^4 + \frac{8}{9} (0)^4 + \frac{5}{9} (-0.7746)^4 = 0.400$$

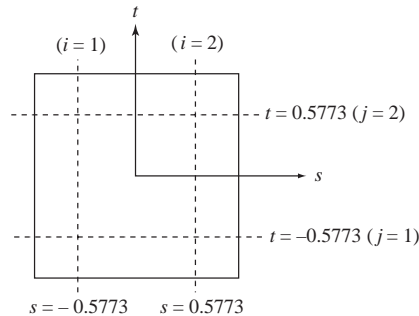
$$(d) \int_{-1}^1 \frac{\cos s}{1-s^2} ds = \frac{5}{9} \left(\frac{\cos(0.7746)}{1-0.7746^2} \right) + \frac{8}{9} \left(\frac{\cos 0}{1-0^2} \right) + \frac{5}{9} \frac{\cos(-0.7746)}{1-(-0.7746)^2} = 2.873$$

(Exact is 3.86)

$$(e) \int_{-1}^1 s^3 ds = \frac{5}{9} (0.7746)^3 + \frac{8}{9} (0)^3 + \frac{5}{9} (-0.7746)^3 = 0$$

$$\begin{aligned} (f) \int_{-1}^1 s \cos s ds &= \left(\frac{5}{9}\right)(0.7746) \cos(0.7746) + \left(\frac{8}{9}\right)(0) \cos(0) + \frac{5}{9} (-0.7746) \cos(-0.7746) \\ &= 0.30756 + 0 - 0.30756 \\ &= 0 \end{aligned}$$

10.16



$$\begin{aligned} [k] &= [B]^T(s_1, t_1) [D] [B](s_1, t_1) | [J](s_1, t_1) | h W_1 W_1 \\ &+ [B]^T(s_2, t_1) [D] [B](s_2, t_1) | [J](s_2, t_1) | h W_2 W_1 \end{aligned}$$

$$+ [B]^T (s_1, t_2) [D] [B] (s_1, t_2) | [J] (s_1, t_2) | h W_1 W_2$$

$$+ [B]^T (s_2, t_2) [D] [B] (s_2, t_2) | [J] (s_2, t_2) | h W_2 W_2$$

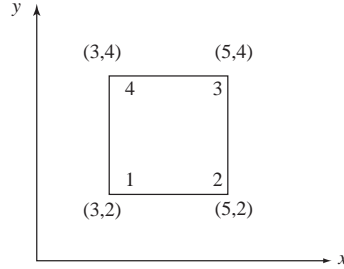
where

$$s_1 = -0.5773, s_2 = 0.5773$$

$$t_1 = -0.5773, t_2 = 0.5773$$

Using computer program

(a)



```

ENTER THE GAUSS POINTS S AND T FOR POINT 1
-0.57735, -0.57735
ENTER THE WEIGHT FOR POINT 1
1.0
ENTER THE NODAL VALUES X AND Y FOR POINT 1
3.0, 2.0
ENTER THE GAUSS POINTS S AND T FOR POINT 2
0.57735, -0.57735
ENTER THE WEIGHT FOR POINT 2
1.0
ENTER THE NODAL VALUES X AND Y FOR POINT 2
5.0, 2.0
ENTER THE GAUSS POINTS S AND T FOR POINT 3
0.57735, 0.57735
ENTER THE WEIGHT FOR POINT 3
1.0
ENTER THE NODAL VALUES X AND Y FOR POINT 3
5.0, 4.0
ENTER THE GAUSS POINTS S AND T FOR POINT 4
-0.57734, 0.57734
ENTER THE WEIGHT FOR POINT 4
1.0
ENTER THE NODAL VALUES X AND Y FOR POINT 4
3.0, 4.0
ENTER THE VALUE FOR YOUNGS MODULUS
30000000.0
ENTER THE VALUE FOR POISSONS RATIO
0.25
ENTER THE VALUE FOR THE THICKNESS, h
1.0
    
```

THE GAUSS VALUES S AND T AND WEIGHTS ARE

POINT	S	T	WEIGHT
1	-5.773500E-001	-5.773500E-001	1.0000000
2	5.773500E-001	-5.773500E-001	1.0000000
3	5.773500E-001	5.773500E-001	1.0000000
4	-5.773400E-001	5.773400E-001	1.0000000

THE NODAL COORDINATE VALUES ARE

NODE	X	Y
1	3.0000000	2.0000000
2	5.0000000	2.0000000
3	5.0000000	4.0000000
4	3.0000000	4.0000000

THE ELEMENT PARAMETERS ARE

YOUNGS MODULUS	POISSON'S RATIO	THICKNESS
30000000.0000000	2.500000E-001	1.0000000

DO YOU WISH TO VIEW THE VALUES OF J (Y/N)?

THE VALUES OF J ARE

THE VALUE OF J 1

1.0000000

THE VALUE OF J 2

1.0000000

THE VALUE OF J 3

1.0000000

THE VALUE OF J 4

1.0000000

DO YOU WITH TO VIEW THE B MATRIX (Y/N)?

THE B MATRIX VALUES ARE ($[B]_{3 \times 8}$)

-1.0566 E-1	0	1.0566 E-1	0	0	-3.943 E-1	}	
				0	-1.0566 E-1	}	
-3.943 E-1		-1.0566 E-1	-1.0566 E-1		1.0566 E-1	}	
		3.943 E-1	0	-3.943 E-1	0	}	
0		1.0566 E-1	0	3.943E-1	1.0566 E-1	}	
		3.943 E-1		3.943 E-1	-3.943 E-1	}	

} = one row of the $3 \times 8 [B]$

DO YOU WISH TO VIEW THE D MATRIX (Y/N)?

THE VALUES OF THE D MATRIX ARE

32000000.0000000	8000000.0000000	0.0000000
8000000.0000000	32000000.0000000	0.0000000
0.0000000	0.0000000	12000000.0000000

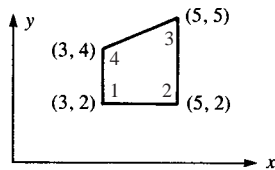
DO YOU WISH TO VIEW THE K MATRIX (Y/N)?

THE K MATRIX VALUES ARE

14666660.0000000	5000015.0000000	-8666672.0000000	-1000005.0000000
5000015.0000000	14666610.0000000	1000001.0000000	1333353.0000000
-8666672.0000000	1000001.0000000	14666690.0000000	-5000011.0000000
-1000005.0000000	1333353.0000000	-5000011.0000000	14666690.0000000
-7333369.0000000	-4999991.0000000	1333353.0000000	1000001.0000000

-4999981.0000000	-7333369.0000000	-1000005.0000000	-8666672.0000000
1333383.0000000	-1000025.0000000	-7333369.0000000	5000015.0000000
999970.6000000	-8666592.0000000	5000015.0000000	-7333369.0000000
-7333369.0000000	-4999981.0000000	1333383.0000000	999970.6000000
-4999991.0000000	-7333369.0000000	-1000025.0000000	-8666592.0000000
1333353.0000000	-1000005.0000000	-7333369.0000000	5000015.0000000
1000001.0000000	-8666672.0000000	5000015.0000000	-7333369.0000000
14666610.0000000	5000015.0000000	-8666592.0000000	-1000025.0000000
5000015.0000000	14666660.0000000	999970.6000000	1333383.0000000
-8666592.0000000	999970.6000000	14666580.0000000	-4999961.0000000
-1000025.0000000	1333383.0000000	-4999961.0000000	14666580.0000000

(b)



THE K MATRIX VALUES ARE

8-1 Column	8-2
14990860.0000000	3483641.0000000
3483641.0000000	13670480.0000000
-11385300.0000000	370145.5000000
-1626729.0000000	-565783.1000000
-4661870.0000000	-4327808.0000000
-4309764.0000000	-5451907.0000000
1056312.0000000	474022.0000000
2452853.0000000	-7652789.0000000
8-3	8-4
-11385300.0000000	-1626729.0000000
370145.6000000	-565783.1000000
19631590.0000000	-6267461.0000000
-6267461.0000000	14127760.0000000
4403077.0000000	2237624.0000000
222705.5000000	-5114752.0000000
-12649370.0000000	5656566.0000000
5674610.0000000	-8447218.0000000
8-5	8-6
-4661870.0000000	-4309764.0000000
-4327808.0000000	-5451907.0000000
4403076.0000000	222705.4000000
2237624.0000000	-5114752.0000000
11571920.0000000	3807131.0000000
3807131.0000000	11105380.0000000
-11313130.0000000	279927.3000000
-1716948.0000000	-538717.6000000
8-7	8-8
1056312.0000000	2452853.0000000
474021.9000000	-7652789.0000000

-12649370.0000000	5674610.0000000
5656566.0000000	-8447218.0000000
-11313130.0000000	-1716948.0000000
279927.4000000	-538717.6000000
22906180.0000000	-6410515.0000000
-6410515.0000000	16638720.0000000

10.18

$$[B(s, t)] = \frac{1}{|[J]|} [B_1] [B_2] [B_3] [B_4] [B_5] [B_6] [B_7] [B_8]$$

$$N_{1,s} = \frac{1}{4} (1-t)(s+t+1) - \frac{1}{4} (1-s)(1-t)$$

$$N_{2,s} = \frac{1}{4} (1-t)(s-t-1) + \frac{1}{4} (1+s)(1-t)$$

$$N_{3,s} = \frac{1}{4} (1+t)(s+t-1) - \frac{1}{4} (1+s)(1+t)$$

$$N_{4,s} = \frac{1}{4} (1+t)(s-t+1) - \frac{1}{4} (1-s)(1+t)$$

$$N_{5,s} = (t-1)s$$

$$N_{6,s} = \frac{1}{2} (1-t^2)$$

$$N_{7,s} = -(1+t)s$$

$$N_{8,s} = \frac{1}{2} (t^2 - 1)$$

$$N_{1,t} = \frac{1}{4} (1-s)(s+t+1) + \frac{1}{4} (1-s)(t-1)$$

$$N_{2,t} = \frac{1}{4} (1+s)(t+1-s) - \frac{1}{4} (1+s)(1-t)$$

$$N_{3,t} = \frac{1}{4} (1+s)(s+t-1) + \frac{1}{4} (1+s)(1+t)$$

$$N_{4,t} = \frac{1}{4} (1-s)(-s+t-1) + \frac{1}{4} (1-s)(1+t)$$

$$N_{5,t} = \frac{1}{2} (1+s)(s-1)$$

$$N_{6,t} = -(1+s)t$$

$$N_{7,t} = \frac{1}{2} (1-s^2)$$

$$N_{8,t} = (s-1)t$$

$$|[J]| = \frac{\partial x}{\partial s} \frac{\partial y}{\partial t} - \frac{\partial y}{\partial s} \frac{\partial x}{\partial t}$$

$$\begin{aligned}
 &= [N_{1,s} x_1 + N_{2,s} x_2 + \dots + N_{8,s} x_8] \\
 &\quad \times [N_{1,t} y_1 + N_{2,t} y_2 + \dots + N_{8,t} y_8] \\
 &\quad - [N_{1,s} y_1 + N_{2,s} y_2 + \dots + N_{8,s} y_8] \\
 &\quad \times [N_{1,t} x_1 + N_{2,t} x_2 + \dots + N_{8,t} x_8] \\
 [B_i] &= \begin{bmatrix} a(N_{i,s}) - b(N_{i,t}) & 0 \\ 0 & c(N_{i,t}) - d(N_{i,s}) \\ c(N_{i,t}) - d(N_{i,s}) & a(N_{i,s}) - b(N_{i,t}) \end{bmatrix}
 \end{aligned}$$

where

$$a = \frac{\partial y}{\partial t} = N_{1,t} y_1 + N_{2,t} y_2 + \dots + N_{8,t} y_8$$

$$b = \frac{\partial y}{\partial s} = N_{1,s} y_1 + N_{2,s} y_2 + \dots + N_{8,s} y_8$$

$$c = \frac{\partial x}{\partial s} = N_{1,s} x_1 + N_{2,s} x_2 + \dots + N_{8,s} x_8$$

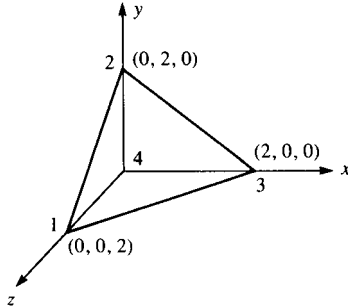
$$d = \frac{\partial x}{\partial t} = N_{1,t} x_1 + N_{2,t} x_2 + \dots + N_{8,t} x_8$$

10.21 The 2-pt rule works as we have a 2nd order in s for the integrand see Equation (10.6.19) and for integrand of order $2n - 1 = 2 \times 2 - 1 = 3$ we get exact solution.

Chapter 11

11.1

(a)



$$[B] = \frac{1}{6V} \begin{bmatrix} \beta_1 & 0 & 0 & \beta_2 & 0 & 0 & \beta_3 & 0 & 0 & \beta_4 & 0 & 0 \\ 0 & \gamma_1 & 0 & 0 & \gamma_2 & 0 & 0 & \gamma_3 & 0 & 0 & \gamma_4 & 0 \\ 0 & 0 & \delta_1 & 0 & 0 & \delta_2 & 0 & 0 & \delta_3 & 0 & 0 & \delta_4 \\ \gamma_1 & \beta_1 & 0 & \gamma_2 & \beta_2 & 0 & \gamma_3 & \beta_3 & 0 & \gamma_4 & \beta_4 & 0 \\ 0 & \delta_1 & \gamma_1 & 0 & \delta_2 & \gamma_2 & 0 & \delta_3 & \gamma_3 & 0 & \delta_4 & \gamma_4 \\ \delta_1 & 0 & \beta_1 & \delta_2 & 0 & \beta_2 & \delta_3 & 0 & \beta_3 & \delta_4 & 0 & \beta_4 \end{bmatrix}$$

By Equations (12.2.4) to (12.2.8)

$$\beta_1 = - \begin{vmatrix} 1 & 2 & 0 \\ 1 & 0 & 0 \\ 1 & 0 & 0 \end{vmatrix} = 0, \beta_2 = \begin{vmatrix} 1 & 0 & 2 \\ 1 & 0 & 0 \\ 1 & 0 & 0 \end{vmatrix} = 0, \beta_3 = - \begin{vmatrix} 1 & 0 & 2 \\ 1 & 2 & 0 \\ 1 & 0 & 0 \end{vmatrix} = 4$$

$$\beta_4 = \begin{vmatrix} 1 & 0 & 2 \\ 1 & 2 & 0 \\ 1 & 0 & 0 \end{vmatrix} = -4, \gamma_1 = \begin{vmatrix} 1 & 0 & 0 \\ 1 & 2 & 0 \\ 1 & 0 & 0 \end{vmatrix} = 0$$

$$\gamma_2 = - \begin{vmatrix} 1 & 0 & 2 \\ 1 & 2 & 0 \\ 1 & 0 & 0 \end{vmatrix} = 4, \gamma_3 = \begin{vmatrix} 1 & 0 & 2 \\ 1 & 0 & 0 \\ 1 & 0 & 0 \end{vmatrix} = 0, \gamma_4 = - \begin{vmatrix} 1 & 0 & 2 \\ 1 & 0 & 0 \\ 1 & 2 & 0 \end{vmatrix} = -4$$

$$\delta_1 = - \begin{vmatrix} 1 & 0 & 2 \\ 1 & 2 & 0 \\ 1 & 0 & 0 \end{vmatrix} = 4, \delta_2 = \begin{vmatrix} 1 & 0 & 0 \\ 1 & 2 & 0 \\ 1 & 0 & 0 \end{vmatrix} = 0, \delta_3 = - \begin{vmatrix} 1 & 0 & 0 \\ 1 & 0 & 2 \\ 1 & 0 & 0 \end{vmatrix} = 0$$

$$\delta_4 = \begin{vmatrix} 1 & 0 & 0 \\ 1 & 0 & 2 \\ 1 & 2 & 0 \end{vmatrix} = -4$$

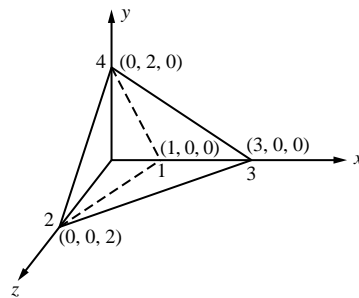
$$6V = \begin{vmatrix} 1 & 0 & 0 & 2 \\ 1 & 0 & 2 & 0 \\ 1 & 2 & 0 & 0 \\ 1 & 0 & 0 & 0 \end{vmatrix} = (1)(-1)^2 \begin{vmatrix} 0 & 2 & 0 \\ 2 & 0 & 0 \\ 0 & 0 & 0 \end{vmatrix} + 2(-1)^3 \begin{vmatrix} 1 & 0 & 2 \\ 1 & 2 & 0 \\ 1 & 0 & 0 \end{vmatrix} = 8$$

$$[B] = \frac{1}{8} \begin{bmatrix} 0 & 0 & 0 & 0 & 0 & 0 & 4 & 0 & 0 & -4 & 0 & 0 \\ 0 & 0 & 0 & 0 & 4 & 0 & 0 & 0 & 0 & 0 & -4 & 0 \\ 0 & 0 & 4 & 0 & 0 & 0 & 0 & 0 & 0 & 0 & 0 & -4 \\ 0 & 0 & 0 & 4 & 0 & 0 & 0 & 4 & 0 & -4 & -4 & 0 \\ 0 & 4 & 0 & 0 & 0 & 4 & 0 & 0 & 0 & 0 & -4 & -4 \\ 4 & 0 & 0 & 0 & 0 & 0 & 0 & 0 & 4 & -4 & 0 & -4 \end{bmatrix}$$

Problem 11-1: 'B' matrix for tetrahedral solid element

(b)

$$\begin{aligned} x_1 &= 1 & y_1 &= 0 & z_1 &= 0 \\ x_2 &= 0 & y_2 &= 0 & z_2 &= 2 \\ x_3 &= 3 & y_3 &= 0 & z_3 &= 0 \\ x_4 &= 0 & y_4 &= 2 & z_4 &= 0 \end{aligned}$$



Geometry description (m)

$$\alpha_1 = \begin{pmatrix} x_2 & y_2 & z_2 \\ x_3 & y_3 & z_3 \\ x_4 & y_4 & z_4 \end{pmatrix} \quad \beta_1 = - \begin{pmatrix} 1 & y_2 & z_2 \\ 1 & y_3 & z_3 \\ 1 & y_4 & z_4 \end{pmatrix} \quad \gamma_1 = \begin{pmatrix} 1 & x_2 & z_2 \\ 1 & x_3 & z_3 \\ 1 & x_4 & z_4 \end{pmatrix} \quad \delta_1 = - \begin{pmatrix} 1 & x_2 & y_2 \\ 1 & x_3 & y_3 \\ 1 & x_4 & y_4 \end{pmatrix}$$

$$\alpha_2 = \begin{pmatrix} x_1 & y_1 & z_1 \\ x_3 & y_3 & z_3 \\ x_4 & y_4 & z_4 \end{pmatrix} \quad \beta_2 = \begin{pmatrix} 1 & y_1 & z_1 \\ 1 & y_3 & z_3 \\ 1 & y_4 & z_4 \end{pmatrix} \quad \gamma_2 = - \begin{pmatrix} 1 & x_1 & z_1 \\ 1 & x_3 & z_3 \\ 1 & x_4 & z_4 \end{pmatrix} \quad \delta_2 = \begin{pmatrix} 1 & x_1 & y_1 \\ 1 & x_3 & y_3 \\ 1 & x_4 & y_4 \end{pmatrix}$$

$$\alpha_3 = \begin{pmatrix} x_1 & y_1 & z_1 \\ x_2 & y_2 & z_2 \\ x_4 & y_4 & z_4 \end{pmatrix} \quad \beta_3 = - \begin{pmatrix} 1 & y_1 & z_1 \\ 1 & y_2 & z_2 \\ 1 & y_4 & z_4 \end{pmatrix} \quad \gamma_3 = \begin{pmatrix} 1 & x_1 & z_1 \\ 1 & x_2 & z_2 \\ 1 & x_4 & z_4 \end{pmatrix} \quad \delta_3 = - \begin{pmatrix} 1 & x_1 & y_1 \\ 1 & x_2 & y_2 \\ 1 & x_4 & y_4 \end{pmatrix}$$

$$\alpha_4 = - \begin{pmatrix} x_1 & y_1 & z_1 \\ x_2 & y_2 & z_2 \\ x_3 & y_3 & z_3 \end{pmatrix} \quad \beta_4 = \begin{pmatrix} 1 & y_1 & z_1 \\ 1 & y_2 & z_2 \\ 1 & y_3 & z_3 \end{pmatrix} \quad \gamma_4 = - \begin{pmatrix} 1 & x_1 & z_1 \\ 1 & x_2 & z_2 \\ 1 & x_3 & z_3 \end{pmatrix} \quad \delta_4 = \begin{pmatrix} 1 & x_1 & y_1 \\ 1 & x_2 & y_2 \\ 1 & x_3 & y_3 \end{pmatrix}$$

$$V = \frac{1}{6} \begin{pmatrix} 1 & x_1 & y_1 & z_1 \\ 1 & x_2 & y_2 & z_2 \\ 1 & x_3 & y_3 & z_3 \\ 1 & x_4 & y_4 & z_4 \end{pmatrix} \quad V = 1.333$$

$$[B_1] = \frac{1}{6V} \begin{pmatrix} |\beta_1| & 0 & 0 \\ 0 & |\gamma_1| & 0 \\ 0 & 0 & |\delta_1| \\ |\gamma_1| & |\beta_1| & 0 \\ 0 & |\delta_1| & |\gamma_1| \\ |\delta_1| & 0 & |\beta_1| \end{pmatrix} \quad [B_2] = \frac{1}{6V} \begin{pmatrix} |\beta_2| & 0 & 0 \\ 0 & |\gamma_2| & 0 \\ 0 & 0 & |\delta_2| \\ |\gamma_2| & |\beta_2| & 0 \\ 0 & |\delta_2| & |\gamma_2| \\ |\delta_2| & 0 & |\beta_2| \end{pmatrix}$$

$$[B_3] = \frac{1}{6V} \begin{pmatrix} |\beta_3| & 0 & 0 \\ 0 & |\gamma_3| & 0 \\ 0 & 0 & |\delta_3| \\ |\gamma_3| & |\beta_3| & 0 \\ 0 & |\delta_3| & |\gamma_3| \\ |\delta_3| & 0 & |\beta_3| \end{pmatrix} \quad [B_4] = \frac{1}{6V} \begin{pmatrix} |\beta_4| & 0 & 0 \\ 0 & |\gamma_4| & 0 \\ 0 & 0 & |\delta_4| \\ |\gamma_4| & |\beta_4| & 0 \\ 0 & |\delta_4| & |\gamma_4| \\ |\delta_4| & 0 & |\beta_4| \end{pmatrix}$$

$$[B] = \text{augment} ([B_1], [B_2], [B_3], [B_4])$$

$$[B] =$$

-0.5	0	0	0	0	0	0	0.5	0	0	0	0	0
0	-0.75	0	0	0	0	0	0	0.25	0	0	0.5	0
0	0	-0.75	0	0	0.5	0	0	0	0.25	0	0	0
-0.75	-0.5	0	0	0	0	0.25	0.5	0	0	0.5	0	0
0	-0.75	-0.75	0	0.5	0	0	0.25	0.25	0	0	0	0.5
-0.75	0	-0.5	0.5	0	0	0.25	0	0.5	0	0	0	0

11.2(a) Use Equation (11.2.18) and substitute $[B]$ from 11.1 (a) and $[D]$ from Equation (11.1.5) into Equation (11.2.18)

$$\therefore [k] = [B]^T [D] [B] V$$

$$[B] =$$

	1	2	3	4	5	6	7	8	9	10	11	12
1	0	0	0	0	0	0	0.5	0	0	-0.5	0	0
2	0	0	0	0	0.5	0	0	0	0	0	-0.5	0
3	0	0	0.5	0	0	0	0	0	0	0	0	-0.5
4	0	0	0	0.5	0	0	0	0.5	0	-0.5	-0.5	0
5	0	0.5	0	0	0	0	0	0	0.5	0	-0.5	-0.5
6	0.5	0	0	0	0	0	0	0	0.5	-0.5	0	-0.5

$$\nu = 0.3 \quad E = 30 \times 10^6$$

$$[D] = \frac{E}{(1+\nu)(1-2\nu)} \begin{pmatrix} 1-\nu & \nu & \nu & 0 & 0 & 0 \\ 0 & 1-\nu & \nu & 0 & 0 & 0 \\ 0 & 0 & 1-\nu & 0 & 0 & 0 \\ 0 & 0 & 0 & \frac{1-2\nu}{2} & 0 & 0 \\ 0 & 0 & 0 & 0 & \frac{1-2\nu}{2} & 0 \\ 0 & 0 & 0 & 0 & 0 & \frac{1-2\nu}{2} \end{pmatrix}$$

$$[k] = [B]^T [D] [B] V$$

	1	2	3	4	5	6	7	8	9	10	11	12
1	3.846	0	0	0	0	0	0	0	3.846	-3.846	0	-3.846
2	0	3.846	0	0	0	0	0	0	3.846	0	-3.846	-3.846
3	0	0	13.462	0	0	0	0	0	0	0	0	13.462
4	0	0	0	3.846	0	0	0	3.846	0	-3.846	-3.846	0
5	0	0	5.769	0	13.462	0	0	0	0	0	13.462	-5.769
6	0	0	0	0	0	0	0	0	0	0	0	0
7	0	0	5.769	0	5.769	0	13.462	0	0	13.462	-5.769	-5.769
8	0	0	0	3.846	0	0	0	3.846	0	-3.846	-3.846	0
9	3.846	3.846	0	0	0	0	0	0	7.692	-3.846	-3.846	-7.692
10	-3.846	0	-5.769	-3.846	-5.769	0	13.462	-3.846	-3.846	21.154	9.615	9.615
11	0	-3.846	-5.769	-3.846	13.462	0	0	-3.846	-3.846	3.846	21.154	9.615
12	-3.846	-3.846	13.462	0	0	0	0	0	-7.692	3.846	3.846	21.154

$$\times 10^6 \frac{\text{lb}}{\text{in.}}$$

(b) Evaluate the stiffness matrix for the element shown

$$[D] = \frac{E}{(1+\nu)(1-2\nu)} \begin{pmatrix} 1-\nu & \nu & \nu & 0 & 0 & 0 \\ 0 & 1-\nu & \nu & 0 & 0 & 0 \\ 0 & 0 & 1-\nu & 0 & 0 & 0 \\ 0 & 0 & 0 & \frac{1-2\nu}{2} & 0 & 0 \\ 0 & 0 & 0 & 0 & \frac{1-2\nu}{2} & 0 \\ 0 & 0 & 0 & 0 & 0 & \frac{1-2\nu}{2} \end{pmatrix}$$

$$[k] = [B]^T [D] [B] V$$

	0	1	2	3	4	5	6	7	8	9	10	11
0	$3.077 \cdot 10^7$	$1.442 \cdot 10^7$	$1.442 \cdot 10^7$	$-5.769 \cdot 10^6$	0	$-5.769 \cdot 10^6$	$-1.923 \cdot 10^7$	$-8.654 \cdot 10^6$	$-8.654 \cdot 10^6$	$-5.769 \cdot 10^6$	$-5.769 \cdot 10^6$	0
1	$1.442 \cdot 10^7$	$4.279 \cdot 10^7$	$2.163 \cdot 10^7$	0	$-5.769 \cdot 10^6$	$-8.654 \cdot 10^6$	$-1.058 \cdot 10^7$	$-1.683 \cdot 10^7$	$-7.212 \cdot 10^6$	$-3.846 \cdot 10^6$	$-2.019 \cdot 10^7$	$-5.769 \cdot 10^6$
2	$1.442 \cdot 10^7$	$2.163 \cdot 10^7$	$4.279 \cdot 10^7$	$-3.846 \cdot 10^6$	$-5.769 \cdot 10^6$	$-2.019 \cdot 10^7$	$-1.058 \cdot 10^7$	$-7.212 \cdot 10^6$	$-1.683 \cdot 10^7$	0	$-8.654 \cdot 10^6$	$-5.769 \cdot 10^6$
3	$-5.769 \cdot 10^6$	0	$-3.846 \cdot 10^6$	$3.846 \cdot 10^6$	0	0	$1.923 \cdot 10^6$	0	$3.846 \cdot 10^6$	0	0	0
4	0	$-5.769 \cdot 10^6$	$-5.769 \cdot 10^6$	0	$3.846 \cdot 10^6$	0	0	$1.923 \cdot 10^6$	$1.923 \cdot 10^6$	0	0	$3.846 \cdot 10^6$
5	$-5.769 \cdot 10^6$	$-8.654 \cdot 10^6$	$-2.019 \cdot 10^7$	0	0	$1.346 \cdot 10^7$	$5.769 \cdot 10^6$	$2.885 \cdot 10^6$	$6.731 \cdot 10^6$	0	$5.769 \cdot 10^6$	0
6	$-1.923 \cdot 10^7$	$-1.058 \cdot 10^7$	$-1.058 \cdot 10^7$	$1.923 \cdot 10^6$	0	$5.769 \cdot 10^6$	$1.538 \cdot 10^7$	$4.808 \cdot 10^6$	$4.808 \cdot 10^6$	$1.923 \cdot 10^6$	$5.769 \cdot 10^6$	0
7	$-8.654 \cdot 10^6$	$-1.683 \cdot 10^7$	$-7.212 \cdot 10^6$	0	$1.923 \cdot 10^6$	$2.885 \cdot 10^6$	$4.808 \cdot 10^6$	$8.173 \cdot 10^6$	$2.404 \cdot 10^6$	$3.846 \cdot 10^6$	$6.731 \cdot 10^6$	$1.923 \cdot 10^6$
8	$-8.654 \cdot 10^6$	$-7.212 \cdot 10^6$	$-1.683 \cdot 10^7$	$3.846 \cdot 10^6$	$1.923 \cdot 10^6$	$6.731 \cdot 10^6$	$4.808 \cdot 10^6$	$2.404 \cdot 10^6$	$8.173 \cdot 10^6$	0	$2.885 \cdot 10^6$	$1.923 \cdot 10^6$
9	$-5.769 \cdot 10^6$	$-3.846 \cdot 10^6$	0	0	0	0	$1.923 \cdot 10^6$	$3.846 \cdot 10^6$	0	$3.846 \cdot 10^6$	0	0
10	$-5.769 \cdot 10^6$	$-2.019 \cdot 10^7$	$-8.654 \cdot 10^6$	0	0	$5.769 \cdot 10^6$	$5.769 \cdot 10^6$	$6.731 \cdot 10^6$	$2.885 \cdot 10^6$	0	$1.346 \cdot 10^7$	0
11	0	$-5.769 \cdot 10^6$	$-5.769 \cdot 10^6$	0	$3.846 \cdot 10^6$	0	0	$1.923 \cdot 10^6$	$1.923 \cdot 10^6$	0	0	$3.846 \cdot 10^6$

$[k] =$

11.3 (a)

$$\{\varepsilon\} = [B] \{d\}$$

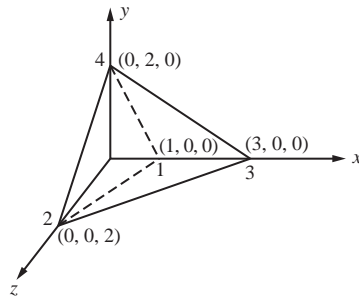
$$\begin{Bmatrix} \varepsilon_x \\ \varepsilon_y \\ \varepsilon_z \\ \gamma_{xy} \\ \gamma_{yz} \\ \gamma_{zx} \end{Bmatrix} = \frac{1}{8} \begin{bmatrix} 0 & 0 & 0 & 0 & 0 & 0 & 4 & 0 & 0 & -4 & 0 & 0 \\ 0 & 0 & 0 & 0 & 4 & 0 & 0 & 0 & 0 & 0 & 4 & 0 \\ 0 & 0 & 4 & 0 & 0 & 0 & 0 & 0 & 0 & 0 & 0 & -4 \\ 0 & 0 & 0 & 4 & 0 & 0 & 0 & 4 & 0 & -4 & -4 & 0 \\ 0 & 4 & 0 & 0 & 0 & 4 & 0 & 0 & 0 & 0 & -4 & -4 \\ 4 & 0 & 0 & 0 & 0 & 0 & 0 & 0 & 4 & -4 & 0 & -4 \end{bmatrix}$$

$$\times \begin{Bmatrix} 0.005 \\ 0.0 \\ 0.0 \\ 0.001 \\ 0.0 \\ 0.001 \\ 0.005 \\ 0.0 \\ 0.0 \\ -0.001 \\ 0.0 \\ 0.005 \end{Bmatrix} = \begin{Bmatrix} 0.003 \\ 0.0 \\ -0.0025 \\ 0.001 \\ -0.002 \\ 0.0005 \end{Bmatrix} \begin{Bmatrix} \text{in.} \\ \text{in.} \end{Bmatrix}$$

$$\{\sigma\} = [D] \{\varepsilon\}$$

$$\begin{Bmatrix} \sigma_x \\ \sigma_y \\ \sigma_z \\ \tau_{xy} \\ \tau_{yz} \\ \tau_{zx} \end{Bmatrix} = \frac{30 \times 10^3}{(1 + 0.3)(1 - 2(0.3))} \begin{bmatrix} 0.7 & 0.3 & 0.3 & 0 & 0 & 0 \\ 0.3 & 0.7 & 0.3 & 0 & 0 & 0 \\ 0.3 & 0.3 & 0.7 & 0 & 0 & 0 \\ 0 & 0 & 0 & 0.2 & 0 & 0 \\ 0 & 0 & 0 & 0 & 0.2 & 0 \\ 0 & 0 & 0 & 0 & 0 & 0.2 \end{bmatrix} \begin{Bmatrix} 0.003 \\ 0.0 \\ -0.0025 \\ 0.001 \\ -0.002 \\ 0.0005 \end{Bmatrix} = \begin{Bmatrix} 77.9 \\ 8.65 \\ -49.0 \\ 11.5 \\ -23.1 \\ 5.77 \end{Bmatrix} \text{ ksi}$$

(b)



Nodal displacements (in.)

$$\begin{aligned} u_1 &= 0.005 & v_1 &= 0 & w_1 &= 0 \\ u_2 &= 0.001 & v_2 &= 0 & w_2 &= 0.001 \\ u_3 &= 0.005 & v_3 &= 0 & w_3 &= 0 \\ u_4 &= -0.001 & v_4 &= 0 & w_4 &= 0.005 \end{aligned}$$

$$\{d_1\} = \begin{pmatrix} u_1 \\ v_1 \\ w_1 \end{pmatrix} \quad \{d_2\} = \begin{pmatrix} u_2 \\ v_2 \\ w_2 \end{pmatrix} \quad \{d_3\} = \begin{pmatrix} u_3 \\ v_3 \\ w_3 \end{pmatrix} \quad \{d_4\} = \begin{pmatrix} u_4 \\ v_4 \\ w_4 \end{pmatrix}$$

$$\{d\} = \text{stack}(\{d_1\}, \{d_2\}, \{d_3\}, \{d_4\})$$

Material properties

$$E = 30 \times 10^6 \quad \nu = 0.3$$

Element strain matrix ([B] from P11.b)

$$\{\varepsilon\} = [B] \{d\}$$

$$\varepsilon = \begin{pmatrix} 0 \\ 0 \\ 5 \times 10^{-4} \\ -3 \times 10^{-3} \\ 2.5 \times 10^{-3} \\ -2 \times 10^{-3} \end{pmatrix} \begin{matrix} \text{in.} \\ \text{in.} \end{matrix}$$

Determine constitutive matrix

$$[D] = \frac{E}{(1+\nu)(1-2\nu)} \begin{pmatrix} 1-\nu & \nu & \nu & 0 & 0 & 0 \\ \nu & 1-\nu & \nu & 0 & 0 & 0 \\ \nu & \nu & 1-\nu & 0 & 0 & 0 \\ 0 & 0 & 0 & \frac{1-2\nu}{2} & 0 & 0 \\ 0 & 0 & 0 & 0 & \frac{1-2\nu}{2} & 0 \\ 0 & 0 & 0 & 0 & 0 & \frac{1-2\nu}{2} \end{pmatrix}$$

Determine element stresses

$$\{\sigma\} = [D] \{\varepsilon\}$$

$$\{\sigma\} = \begin{pmatrix} 8.654 \times 10^3 \\ 8.654 \times 10^3 \\ 2.019 \times 10^4 \\ -3.462 \times 10^4 \\ 2.885 \times 10^4 \\ -2.308 \times 10^4 \end{pmatrix} \text{ (psi)}$$

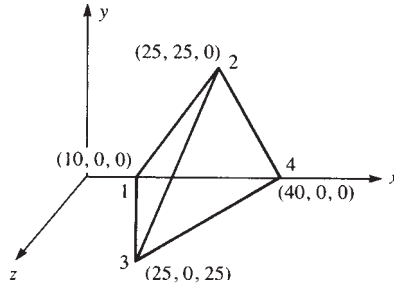
11.4 The strains and stress are constant in the 4-noded tetrahedral element.

11.5 Use Equation (11.2.10) for the shape functions $N_1 - N_4$. Substitute $[N]_{3 \times 12}$ from Equation (11.2.9) and $\{X\}$ from Equation (11.2.20a) into Equation (11.2.19), $\{f_b\}_{12 \times 1} =$

$$\iint_V \int [N]_{12 \times 3}^T \begin{Bmatrix} X_b \\ Y_b \\ Z_b \end{Bmatrix} \text{ to show at node } i, \{f_{b_i}\} = \frac{V}{4} \begin{Bmatrix} X_b \\ Y_b \\ Z_b \end{Bmatrix}.$$

11.6

(a)



$$\beta_1 = - \begin{vmatrix} 1 & 25 & 0 \\ 1 & 0 & 25 \\ 1 & 0 & 0 \end{vmatrix} = -625, \quad \beta_2 = \begin{vmatrix} 1 & 0 & 0 \\ 1 & 0 & 25 \\ 1 & 0 & 0 \end{vmatrix} = 0$$

$$\beta_3 = - \begin{vmatrix} 1 & 0 & 0 \\ 1 & 25 & 0 \\ 1 & 0 & 0 \end{vmatrix} = 0, \quad \beta_4 = \begin{vmatrix} 1 & 0 & 0 \\ 1 & 25 & 0 \\ 1 & 0 & 25 \end{vmatrix} = 625$$

$$\gamma_1 = \begin{vmatrix} 1 & 25 & 0 \\ 1 & 25 & 25 \\ 1 & 40 & 0 \end{vmatrix} = -375, \quad \gamma_2 = - \begin{vmatrix} 1 & 10 & 0 \\ 1 & 0 & 25 \\ 1 & 40 & 0 \end{vmatrix} = 750$$

$$\gamma_3 = \begin{vmatrix} 1 & 10 & 0 \\ 1 & 25 & 0 \\ 1 & 40 & 0 \end{vmatrix} = 0, \quad \gamma_4 = - \begin{vmatrix} 1 & 10 & 0 \\ 1 & 25 & 0 \\ 1 & 25 & 25 \end{vmatrix} = -375$$

$$\delta_1 = - \begin{vmatrix} 1 & 25 & 25 \\ 1 & 25 & 0 \\ 1 & 40 & 0 \end{vmatrix} = -375, \quad \delta_2 = \begin{vmatrix} 1 & 10 & 0 \\ 1 & 25 & 0 \\ 1 & 40 & 0 \end{vmatrix} = 0$$

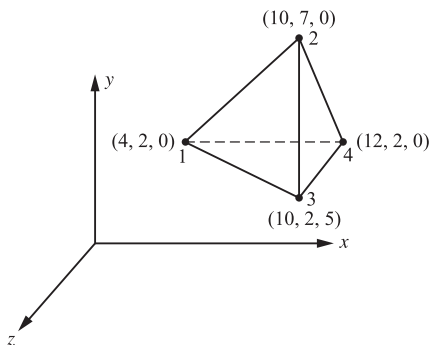
$$\delta_3 = - \begin{vmatrix} 1 & 10 & 0 \\ 1 & 25 & 25 \\ 1 & 40 & 0 \end{vmatrix} = 750, \quad \delta_4 = \begin{vmatrix} 1 & 10 & 0 \\ 1 & 25 & 25 \\ 1 & 25 & 0 \end{vmatrix} = -375$$

$$6V = \begin{vmatrix} 1 & 10 & 0 & 0 \\ 1 & 25 & 25 & 0 \\ 1 & 25 & 0 & 25 \\ 1 & 40 & 0 & 0 \end{vmatrix} = 1(-1)^2 \begin{vmatrix} 25 & 25 & 0 \\ 25 & 0 & 25 \\ 40 & 0 & 0 \end{vmatrix}$$

$$+ 10(-1)^3 \begin{vmatrix} 1 & 25 & 0 \\ 1 & 0 & 25 \\ 1 & 0 & 0 \end{vmatrix} = 18750$$

$$[B] = \frac{1}{18750} \begin{bmatrix} -625 & 0 & 0 & 0 & 0 & 0 & 0 & 0 & 0 & 625 & 0 & 0 \\ 0 & -375 & 0 & 0 & 750 & 0 & 0 & 0 & 0 & 0 & -375 & 0 \\ 0 & 0 & -375 & 0 & 0 & 0 & 0 & 0 & 750 & 0 & 0 & -375 \\ -375 & -625 & 0 & 750 & 0 & 0 & 0 & 0 & 0 & -375 & 625 & 0 \\ 0 & -375 & -375 & 0 & 0 & 750 & 0 & 750 & 0 & 0 & -375 & -375 \\ -375 & 0 & -625 & 0 & 0 & 0 & 750 & 0 & 0 & -375 & 0 & 625 \end{bmatrix}$$

(b)



$$\begin{array}{cccc} x_1 = 4 & x_2 = 10 & x_3 = 10 & x_4 = 12 \\ y_1 = 2 & y_2 = 7 & y_3 = 2 & y_4 = 2 \\ z_1 = 0 & z_2 = 0 & z_3 = 5 & z_4 = 0 \end{array}$$

$$v = \frac{1}{6} \begin{pmatrix} 1 & x_1 & y_1 & z_1 \\ 1 & x_2 & y_2 & z_2 \\ 1 & x_3 & y_3 & z_3 \\ 1 & x_4 & y_4 & z_4 \end{pmatrix}$$

$$\alpha_1 = \begin{pmatrix} x_2 & y_2 & z_2 \\ x_3 & y_3 & z_3 \\ x_4 & y_4 & z_4 \end{pmatrix} \quad \beta_1 = - \begin{pmatrix} 1 & y_2 & z_2 \\ 1 & y_3 & z_3 \\ 1 & y_4 & z_4 \end{pmatrix} \quad \gamma_1 = \begin{pmatrix} 1 & x_2 & z_2 \\ 1 & x_3 & z_3 \\ 1 & x_4 & z_4 \end{pmatrix} \quad \delta_1 = - \begin{pmatrix} 1 & x_2 & y_2 \\ 1 & x_3 & y_3 \\ 1 & x_4 & y_4 \end{pmatrix}$$

$$\alpha_2 = - \begin{pmatrix} x_1 & y_1 & z_1 \\ x_3 & y_3 & z_3 \\ x_4 & y_4 & z_4 \end{pmatrix} \quad \beta_2 = \begin{pmatrix} 1 & y_1 & z_1 \\ 1 & y_3 & z_3 \\ 1 & y_4 & z_4 \end{pmatrix} \quad \gamma_2 = - \begin{pmatrix} 1 & x_1 & z_1 \\ 1 & x_3 & z_3 \\ 1 & x_4 & z_4 \end{pmatrix} \quad \delta_2 = \begin{pmatrix} 1 & x_1 & y_1 \\ 1 & x_3 & y_3 \\ 1 & x_4 & y_4 \end{pmatrix}$$

$$\alpha_3 = \begin{pmatrix} x_1 & y_1 & z_1 \\ x_2 & y_2 & z_2 \\ x_4 & y_4 & z_4 \end{pmatrix} \quad \beta_3 = - \begin{pmatrix} 1 & y_1 & z_1 \\ 1 & y_2 & z_2 \\ 1 & y_4 & z_4 \end{pmatrix} \quad \gamma_3 = \begin{pmatrix} 1 & x_1 & z_1 \\ 1 & x_2 & z_2 \\ 1 & x_4 & z_4 \end{pmatrix} \quad \delta_3 = - \begin{pmatrix} 1 & x_1 & y_1 \\ 1 & x_2 & y_2 \\ 1 & x_4 & y_4 \end{pmatrix}$$

$$\alpha_4 = - \begin{pmatrix} x_1 & y_1 & z_1 \\ x_2 & y_2 & z_2 \\ x_3 & y_3 & z_3 \end{pmatrix} \quad \beta_4 = \begin{pmatrix} 1 & y_1 & z_1 \\ 1 & y_2 & z_2 \\ 1 & y_3 & z_3 \end{pmatrix} \quad \gamma_4 = - \begin{pmatrix} 1 & x_1 & z_1 \\ 1 & x_2 & z_2 \\ 1 & x_3 & z_3 \end{pmatrix} \quad \delta_4 = \begin{pmatrix} 1 & x_1 & y_1 \\ 1 & x_2 & y_2 \\ 1 & x_3 & y_3 \end{pmatrix}$$

$$[B_1] = \frac{1}{6V} \begin{pmatrix} \beta_1 & 0 & 0 \\ 0 & \gamma_1 & 0 \\ 0 & 0 & \delta_1 \\ \gamma_1 & \beta_1 & 0 \\ 0 & \delta_1 & \gamma_1 \\ \delta_1 & 0 & \beta_1 \end{pmatrix} \quad [B_2] = \frac{1}{6V} \begin{pmatrix} \beta_2 & 0 & 0 \\ 0 & \gamma_2 & 0 \\ 0 & 0 & \delta_2 \\ \gamma_2 & \beta_2 & 0 \\ 0 & \delta_2 & \gamma_2 \\ \delta_2 & 0 & \beta_2 \end{pmatrix} \quad [B_3] = \frac{1}{6V} \begin{pmatrix} \beta_3 & 0 & 0 \\ 0 & \gamma_3 & 0 \\ 0 & 0 & \delta_3 \\ \gamma_3 & \beta_3 & 0 \\ 0 & \delta_3 & \gamma_3 \\ \delta_3 & 0 & \beta_3 \end{pmatrix}$$

$$[B_4] = \frac{1}{6v} \begin{pmatrix} \beta_4 & 0 & 0 \\ 0 & \gamma_4 & 0 \\ 0 & 0 & \delta_4 \\ \gamma_4 & \beta_4 & 0 \\ 0 & \delta_4 & \gamma_4 \\ \delta_4 & 0 & \beta_4 \end{pmatrix}$$

$$[B] = ([B_1] \ [B_2] \ [B_3] \ [B_4])$$

$$[B] = \begin{pmatrix} -0.125 & 0 & 0 \\ 0 & -0.05 & 0 \\ 0 & 0 & -0.05 \\ -0.05 & -0.125 & 0 \\ 0 & -0.05 & -0.05 \\ -0.05 & 0 & -0.125 \end{pmatrix} \begin{pmatrix} 0 & 0 & 0 \\ 0 & 0.2 & 0 \\ 0 & 0 & 0 \\ 0.2 & 0 & 0 \\ 0 & 0 & 0.2 \\ 0 & 0 & 0 \end{pmatrix} \begin{pmatrix} 0 & 0 & 0 \\ 0 & 0 & 0 \\ 0 & 0 & 0.2 \\ 0 & 0 & 0 \\ 0 & 0.2 & 0 \\ 0.2 & 0 & 0 \end{pmatrix} \begin{pmatrix} 0.125 & 0 & 0 \\ 0 & -0.15 & 0 \\ 0 & 0 & -0.15 \\ -0.15 & 0.125 & 0 \\ 0 & -0.15 & -0.15 \\ -0.15 & 0 & 0.125 \end{pmatrix}$$

11.7 (a) $\{\varepsilon\} = [B] \{d\}$

(see $[B]$ from Problem 11.6 above)

$$\begin{Bmatrix} \varepsilon_x \\ \varepsilon_y \\ \varepsilon_z \\ \gamma_{xy} \\ \gamma_{yz} \\ \gamma_{zx} \end{Bmatrix} = [B] \begin{Bmatrix} 0.0 \\ 0.0 \\ 0.0 \\ 0.01 \\ 0.02 \\ 0.01 \\ 0.02 \\ 0.01 \\ 0.01 \\ 0.005 \\ 0.0 \\ 0.01 \\ 0.01 \end{Bmatrix} = \begin{Bmatrix} 0.00 \\ 0.0006 \\ 0.0 \\ 0.000733 \\ 0.0004 \\ 0.00113 \end{Bmatrix}$$

$$\begin{Bmatrix} \sigma_x \\ \sigma_y \\ \sigma_z \\ \tau_{xy} \\ \tau_{yz} \\ \tau_{zx} \end{Bmatrix} = \frac{210 \times 10^9}{(1+0.3)(1-2(0.3))} \begin{bmatrix} 0.7 & 0.3 & 0.3 & 0 & 0 & 0 \\ 0.3 & 0.7 & 0.3 & 0 & 0 & 0 \\ 0.3 & 0.3 & 0.7 & 0 & 0 & 0 \\ 0 & 0 & 0 & 0.2 & 0 & 0 \\ 0 & 0 & 0 & 0 & 0.2 & 0 \\ 0 & 0 & 0 & 0 & 0 & 0.2 \end{bmatrix} \begin{Bmatrix} 0 \\ 0.0006 \\ 0 \\ 0.00073 \\ 0.0004 \\ 0.00113 \end{Bmatrix}$$

$$= \begin{Bmatrix} 72.7 \\ 169.6 \\ 72.7 \\ 59.2 \\ 32.3 \\ 91.5 \end{Bmatrix} \text{ MPa}$$

11.7 (b)

$$\begin{aligned} u_1 &= 0 & v_1 &= 0 & w_1 &= 0 \\ u_2 &= 0.00001 & v_2 &= 0.00002 & w_2 &= 0.00001 \\ u_3 &= 0.00002 & v_3 &= 0.00001 & w_3 &= 0.000005 \\ u_4 &= 0 & v_4 &= 0.00001 & w_4 &= 0.00001 \end{aligned}$$

$$[D] = \frac{E}{(1+\nu)(1-2\nu)} \begin{pmatrix} 1-\nu & \nu & \nu & 0 & 0 & 0 \\ \nu & 1-\nu & \nu & 0 & 0 & 0 \\ \nu & \nu & 1-\nu & 0 & 0 & 0 \\ 0 & 0 & 0 & \frac{1-2\nu}{2} & 0 & 0 \\ 0 & 0 & 0 & 0 & \frac{1-2\nu}{2} & 0 \\ 0 & 0 & 0 & 0 & 0 & \frac{1-2\nu}{2} \end{pmatrix}$$

$$[B] = \begin{array}{c|cccccccccc} & \mathbf{0} & \mathbf{1} & \mathbf{2} & \mathbf{3} & \mathbf{4} & \mathbf{5} & \mathbf{6} & \mathbf{7} & \mathbf{8} & \mathbf{9} \\ \hline \mathbf{0} & -125 & 0 & 0 & 0 & 0 & 0 & 0 & 0 & 0 & 125 \\ \mathbf{1} & 0 & -50 & 0 & 0 & 200 & 0 & 0 & 0 & 0 & 0 \\ \mathbf{2} & 0 & 0 & -50 & 0 & 0 & 0 & 0 & 0 & 200 & 0 \\ \mathbf{3} & -50 & -125 & 0 & 200 & 0 & 0 & 0 & 0 & 0 & -150 \\ \mathbf{4} & 0 & -50 & -50 & 0 & 0 & 200 & 0 & 200 & 0 & 0 \\ \mathbf{5} & -50 & 0 & -125 & 0 & 0 & 0 & 200 & 0 & 0 & -150 \end{array}$$

$$\text{disp} = \begin{Bmatrix} u_1 \\ v_1 \\ w_1 \\ u_2 \\ v_2 \\ w_2 \\ u_3 \\ v_3 \\ w_3 \\ u_4 \\ v_4 \\ w_4 \end{Bmatrix} = [D] [B] \{\text{disp}\}$$

$$\begin{pmatrix} \sigma_x \\ \sigma_y \\ \sigma_z \\ \tau_{xy} \\ \tau_{yz} \\ \tau_{zx} \end{pmatrix} = \begin{pmatrix} 1.963 \times 10^3 \\ 5.236 \times 10^3 \\ 1.309 \times 10^3 \\ 2.127 \times 10^3 \\ 654.48 \\ 3.436 \times 10^3 \end{pmatrix}$$

11.8

$$\begin{aligned} u &= a_1 + a_2 x + a_3 y + a_4 z \\ &+ a_5 xy + a_6 xz + a_7 yz \\ &+ a_8 x^2 + a_9 y^2 + a_{10} z^2 \end{aligned}$$

Similar expressions for v and w .

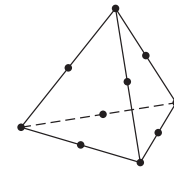
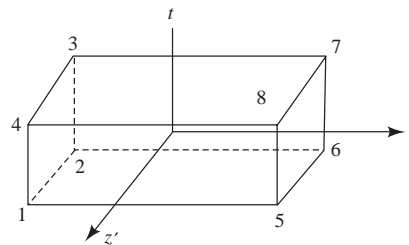


Figure P11-8

11.9 Loads must be in the y - z plane (in the plane of the plane elements).

11.10



Using Equation (11.3.3) and Figure 11.5

$$N_i = \frac{(1 + ss_i)(1 + tt_i)(1 + z'z'_i)}{8}$$

$$N_1 = \frac{(1 - s)(1 - t)(1 + z')}{8}, (s_1 = -1, t_1 = -1, z'_1 = 1)$$

$$N_2 = \frac{(1 - s)(1 - t)(1 - z')}{8}, (s_2 = -1, t_2 = -1, z'_2 = -1)$$

$$N_3 = \frac{(1 - s)(1 + t)(1 - z')}{8}, (s_3 = -1, t_3 = 1, z'_3 = -1)$$

$$N_4 = \frac{(1 - s)(1 + t)(1 + z')}{8}, (s_4 = -1, t_4 = 1, z'_4 = 1)$$

$$N_5 = \frac{(1 + s)(1 - t)(1 + z')}{8}, (s_5 = 1, t_5 = -1, z'_5 = 1)$$

$$N_6 = \frac{(1 + s)(1 - t)(1 - z')}{8}, (s_6 = 1, t_6 = -1, z'_6 = -1)$$

$$N_7 = \frac{(1 + s)(1 + t)(1 - z')}{8}, (s_7 = 1, t_7 = 1, z'_7 = -1)$$

$$N_8 = \frac{(1+s)(1+t)(1+z')}{8}, (s_8 = 1, t_8 = 1, z'_8 = 1)$$

11.11 Quadratic hexahedral element (see Figure 11.6)

By Equation (11.3.11)

$$N_i = \frac{(1+ss_i)(1+tt_i)(1+z'z'_i)}{8} (ss_i + tt_i + z'z'_i - 2)$$

Node 1

$$s_1 = -1, t_1 = -1, z'_1 = 1$$

$$N_1 = \frac{(1-s)(1-t)(1+z')}{8} (-s-t+z'-2)$$

Node 2

$$s_2 = -1, t_2 = -1, z'_2 = -1$$

$$N_2 = \frac{(1-s)(1-t)(1-z')}{8} (-s-t-z'-2)$$

Node 3

$$s_3 = -1, t_3 = 1, z'_3 = -1$$

$$N_3 = \frac{(1-s)(1+t)(1-z')}{8} (-s+t-z'-2)$$

Node 4

$$s_4 = -1, t_4 = 1, z'_4 = 1$$

$$N_4 = \frac{(1-s)(1+t)(1+z')}{8} (-s+t+z'-2)$$

Node 5

$$s_5 = 1, t_5 = -1, z'_5 = 1$$

$$N_5 = \frac{(1+s)(1-t)(1+z')}{8} (s-t+z'-2)$$

Node 6

$$s_6 = 1, t_6 = -1, z'_6 = -1$$

$$N_6 = \frac{(1+s)(1-t)(1-z')}{8} (s-t-z'-2)$$

Node 7

$$s_7 = 1, t_7 = 1, z'_7 = -1$$

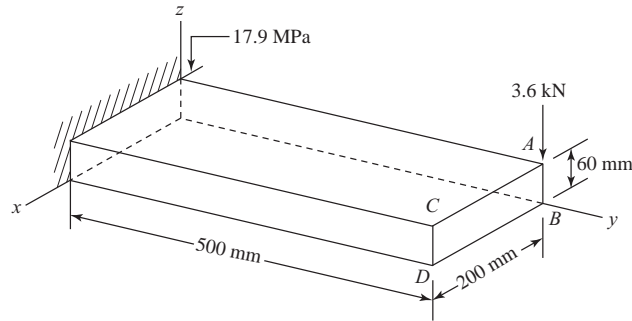
$$N_7 = \frac{(1+s)(1+t)(1-z')}{8} (s+t-z'-2)$$

Node 8

$$s_8 = 1, t_8 = 1, z'_8 = 1$$

$$N_8 = \frac{(1+s)(1+t)(1+z')}{8} (s+t+z'-2)$$

11.13



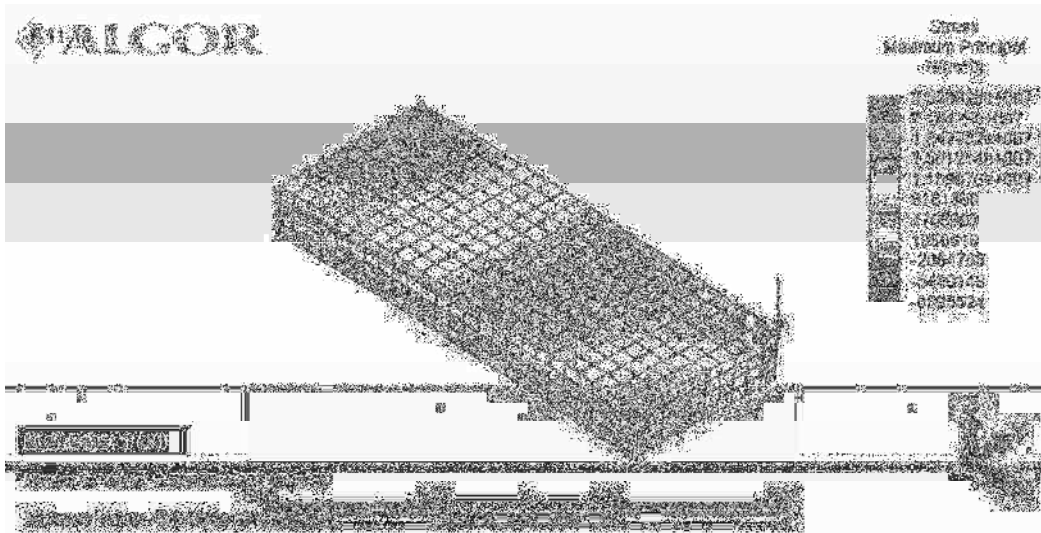
Outer free face corner node deflections (z-direction)

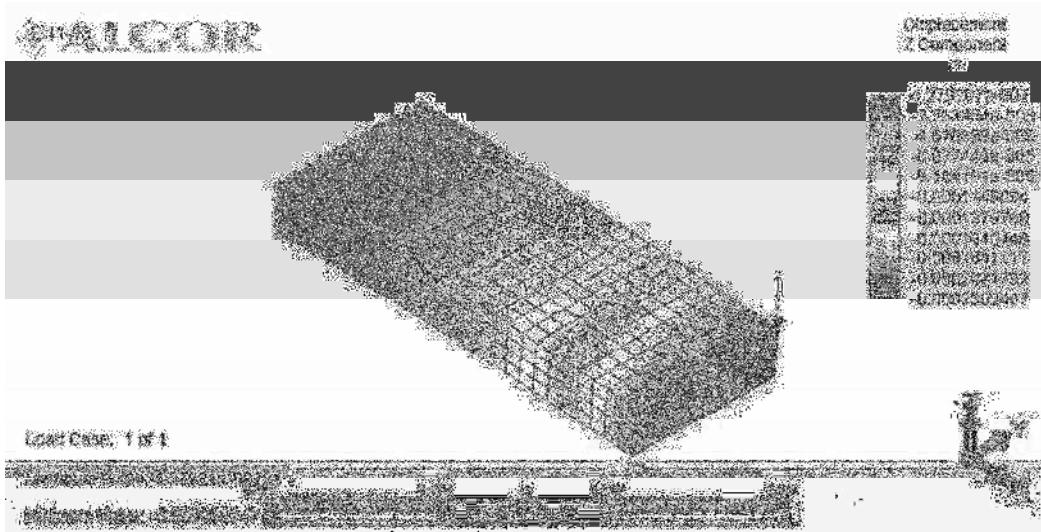
$$\text{Pt } A = -0.000231 \text{ m Pt } B = -0.000224 \text{ m Pt } C = -0.000187 \text{ m Pt } D = -0.000187 \text{ m}$$

Mechanics of materials, $\delta = \frac{PL^3}{3EI} = -0.000208 \text{ m}$, where $I = \frac{(0.2)(0.06)^3}{12} = 3.6 \times 10^{-6} \text{ m}^4$

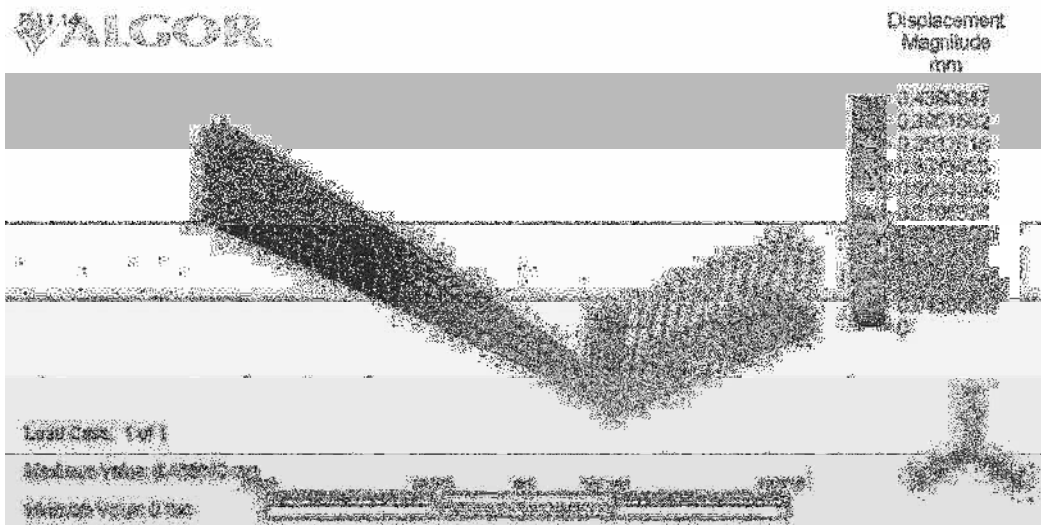
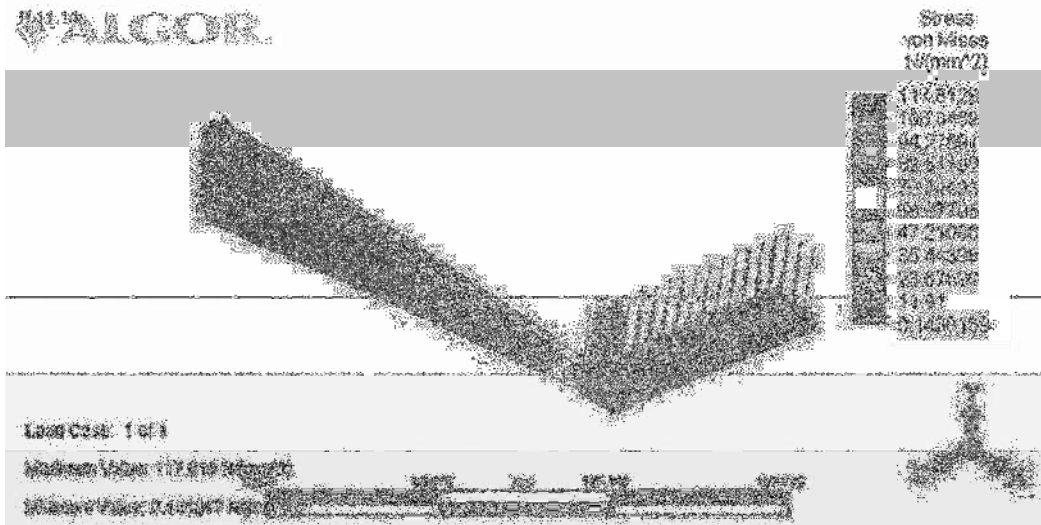
$$L = 0.5 \text{ m}, P = 3600 \text{ N}, E = 200 \times 10^9 \frac{\text{N}}{\text{m}^2}$$

The corner node answers from computer program Algor. Note the classical mechanics of materials solution gives the maximum deflection for a load applied through the centroid not offset.





11.14 (Load replaced with concentrated end load)



11.15

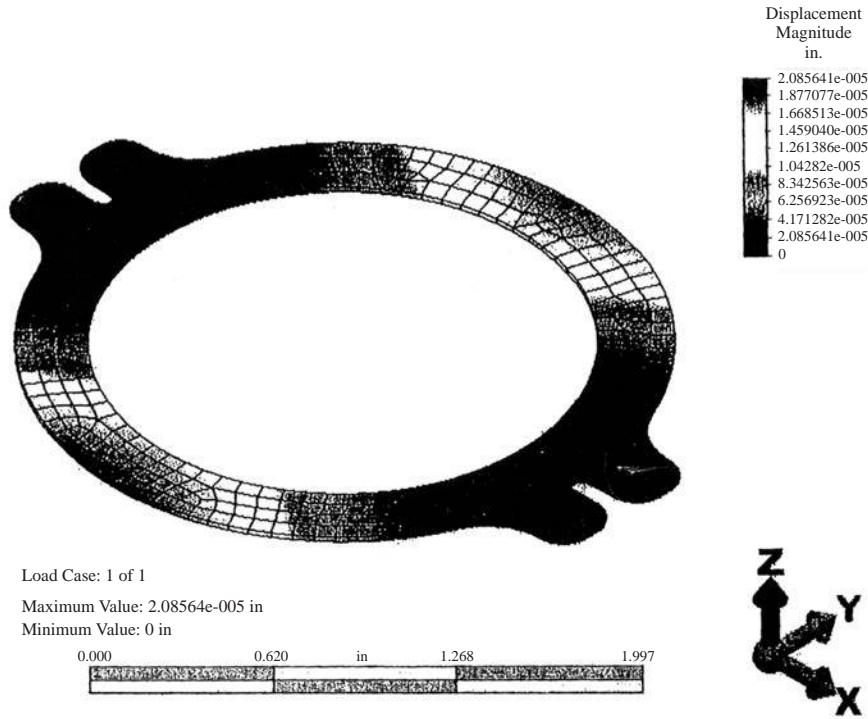


Figure 5 Flap valve with maximum displacement of 2.09×10^{-5} in.

Conclusion and recommendations

The applied pressure of 2.318 psi on the annular region of the flap valve with the clip ears supported on both sides, resulted in a maximum von Mises stress of 31,001 psi. The safety factor with the applied pressure is 2.0. It is recommended to use a pressure no greater than 2,318 psi during the operation of the compressor with this flap valve.

11.16

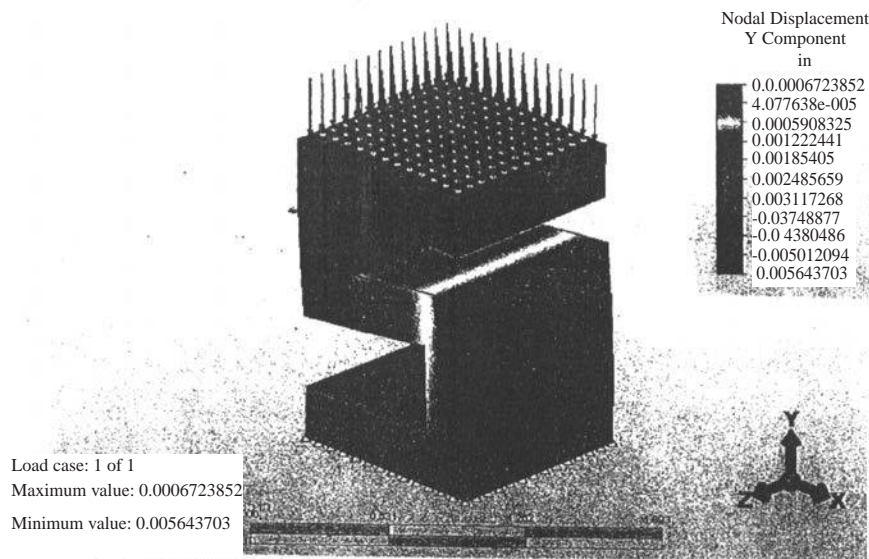


Figure 1 Displacement of our designed s-block

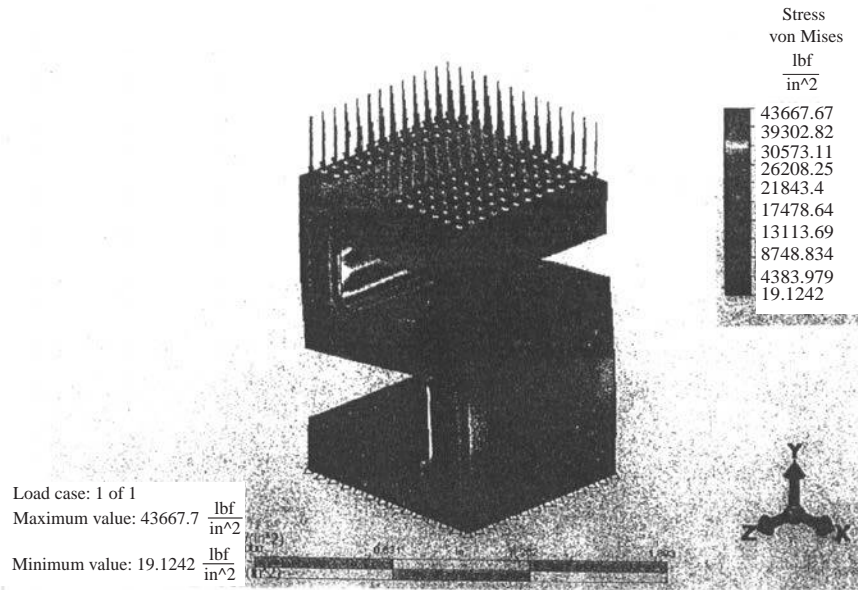


Figure 2 von Mises stress on our designed s-block
(Final thickness = 0.25 in.)

11.17

Determine the thickness of the device such that the maximum deflection is 0.1 in. vertically.




Figure 1 Inventor Model Dimensions
(Final thickness = 0.75 in.)

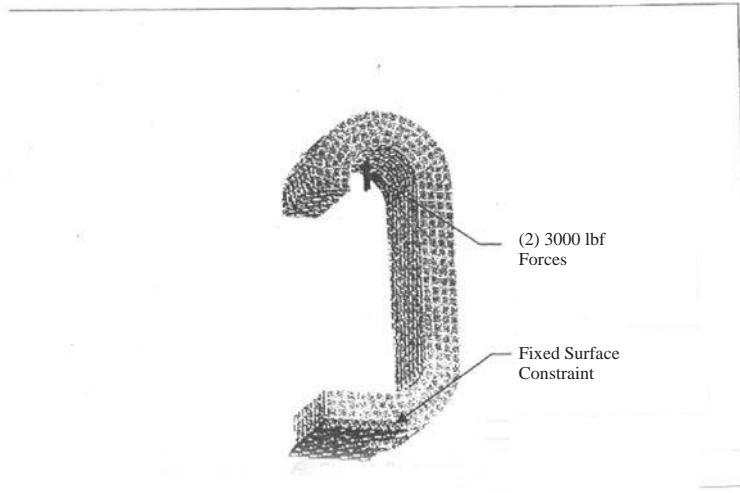


Figure 2 Loads and Constraints




Figure 3 von Mises Stress Distribution (0.75 in. thick)

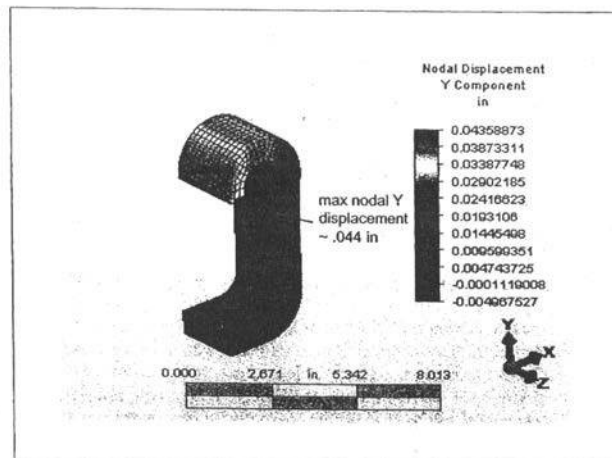


Figure 4 Vertical Displacement Distributions
Maximum displacement = 0.0436 in.

11.18

Model Variables

Variable	Value
Material	1035 quenched & tempered steel
Modulus of Elasticity	200 MPa
Force	150 N
Yield Strength	615 MPa
Maximum von Mises Stress	758 MPa
Maximum Displacement	4.13 mm

Algor Results




Figure 4 von Mises Stress (MPa)





Figure 5 Displacement (mm)


11.19



Maximum principal stress is 10080 psi.

11.20

von Mises Stress



The yield strength of AISI 4130 is approximately 360.69 MPa (from eFunda). Converting the maximum von Mises stress of $218.8 \frac{N}{mm^2}$ into MPa gives approximately 218.8 MPa. This is over 100 MPa below the yield strength, so this will not fail due to static loading.

11.21

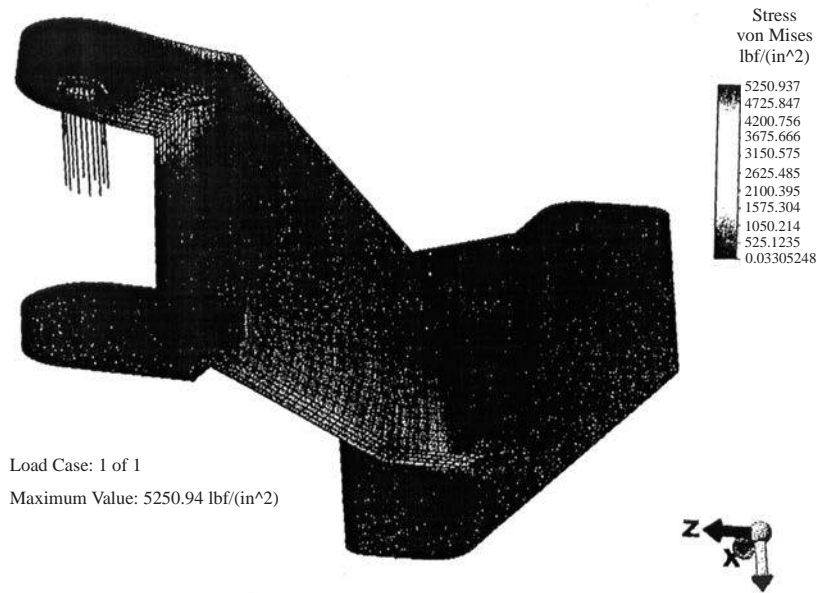


Figure 1 von Mises Stress of part.

With yield strength of 6,000 psi and a max von Mises stress of 5250 psi, it is getting close to failing due to the total weight of the entire car placed on one wheel. Under normal operation conditions the actual weight placed on a front wheel is less than one quarter of the entire car weight.

11.22

With 6,282 elements Algor calculates higher stresses. Figure 7 shows the von Mises stress for analysis with 6282 elements.




Figure 7

The yield strength of the material is 53,700 psi and the maximum von Mises stress is 24,530 psi so the hitch has a factor of safety of 2.18 when analyzed with 6282 elements.

11.23

Solution: C bracket

$$\text{Maximum von Mises stress} = 1681.273 \frac{\text{lb}}{\text{in}^2}$$

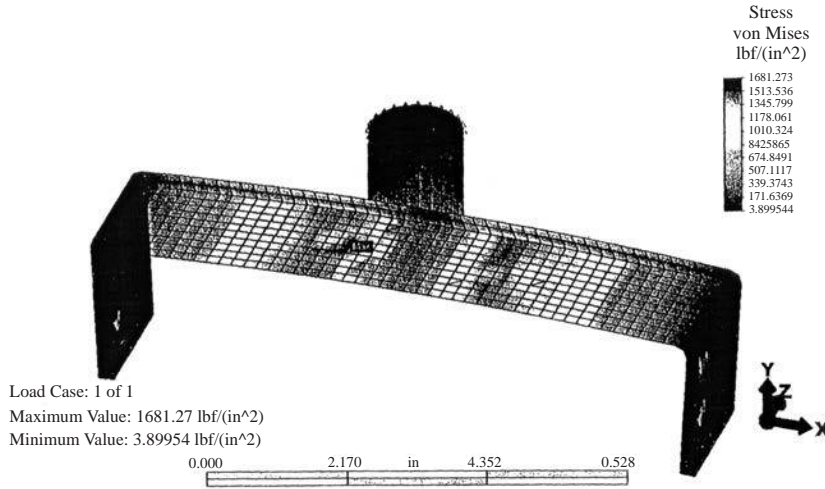


Figure 2 von Mises Stress

Maximum deflection = 0.0041 in.

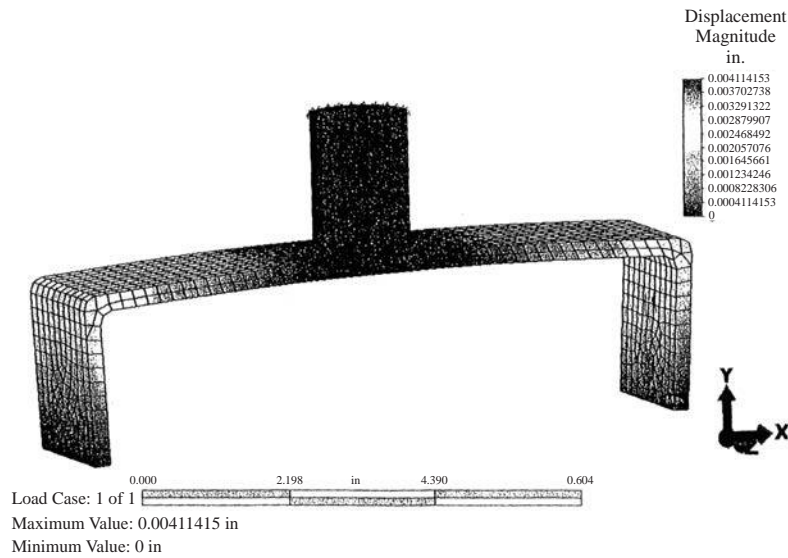


Figure 3 Maximum Deflection

11.24

The von Mises plot of the loader under loading is shown below in Figure 2. I am looking for the load that caused the loader to break. For this to happen, there is no factor of safety, However, based on the von Mises plot, you can see that much of the loader has a near infinite safety factor.

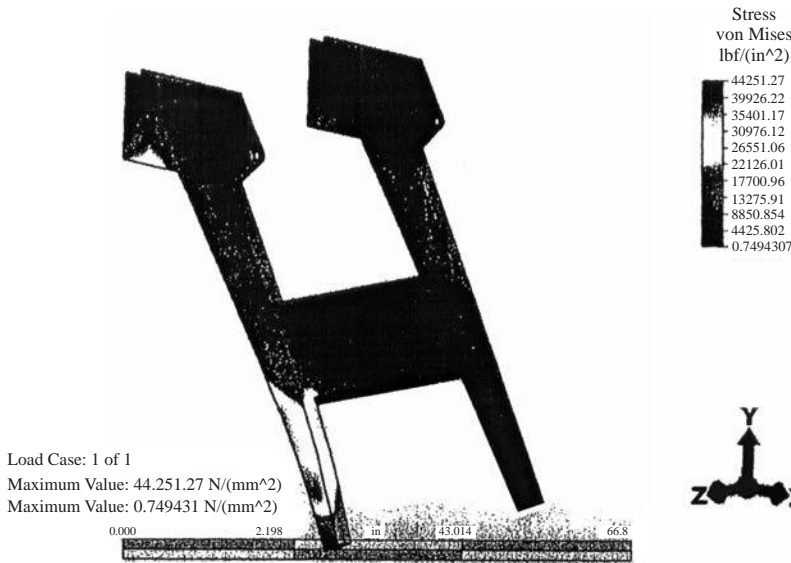


Figure 2 von Mises Plot

I found that a load of 2200 pounds applied on three sides of the right lower arm (left in the above figure) in a counter clockwise direction caused the loader to fail. This loader put the loader under 44251 psi, which is just over the yield strength. It appears it failed roughly six to eight inches above the end of the arm. This is very near where the loader broke this spring.

11.25

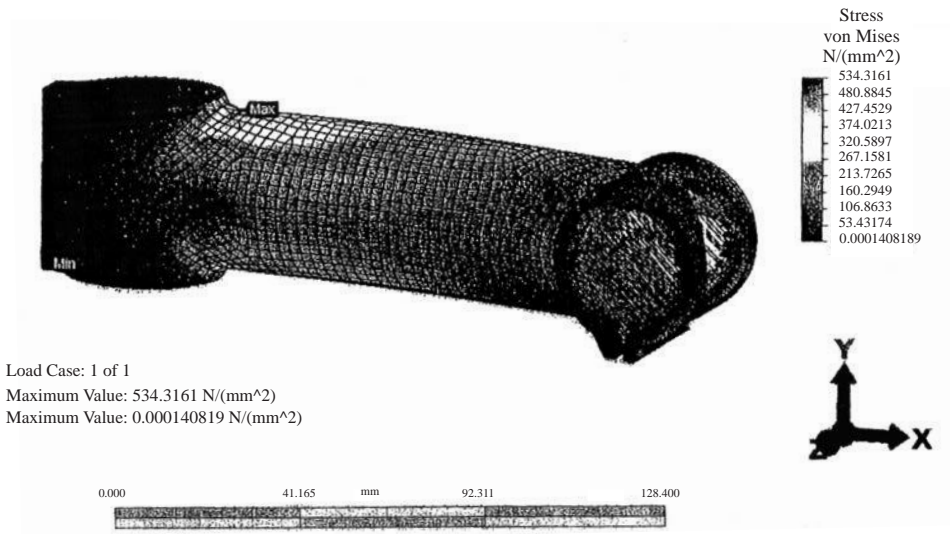



Figure 3 von Mises plot due to 250 lb rider (maximum stress is 534.3 MPa)


11.26

The load of 185 psi placed on the top of the piston head with the wrist-pin hole fixed on the top side to represent resistance on the piston head by the connecting rod. This is ample constraint because in a real internal combustion engine, the pistons are not frozen, but allowed to travel up and down with minimal friction resistance.



The maximum von Mises stress of 5976 psi is less than the yield strength of the material ($\sigma_y = 44,200$ psi)

11.27



(Largest von Mises stress is 186 psi) located inside surface of hole.

Chapter 12

Solve these problems using the plate element from a computer program.

- 12.1 A square steel plate of dimensions 20 in. by 20 in. with thickness of 0.1 is clamped all around. The plate is subjected to a uniformly distributed loading of $1 \frac{lb}{in.^2}$. Using a 2 by 2 mesh and then a 4 by 4 mesh, determine the maximum deflection and maximum stress in the plate. Compare the finite element solution to the classical one in [1].

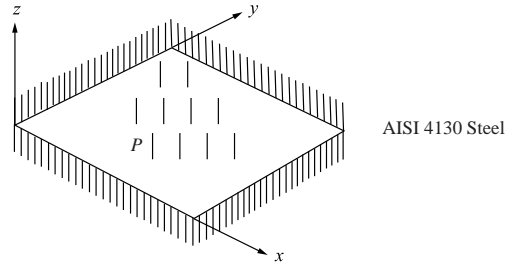


Figure P12-1 AISI 4130 Steel







Plate bending

20" × 20" × 0.1" 4130 steel plate

Clamped all the way around with a 1 psi load.

Mesh size	Minimum stress	Maximum stress	Maximum deflection
2 × 2	3440.01 psi	3573.76 psi	0.0785 in.
4 × 4	668.06 psi	7046.06 psi	0.06788 in.

Analytical solution: (A.C. Ugural, plates and shells McGraw Hill)

$$W_{\max} = \frac{Pa^4}{D} (0.00126) = \frac{(1 \text{ psi})(20'')^4}{2.7470 \times 10^3} (0.00126) = 0.07339 \text{ in.}$$

where

$$D = \frac{Et^3}{12(1-\nu^2)} = \frac{(30 \times 10^6)(0.1)^3}{12(1-3^2)} = \frac{0.03 \times 10^6}{(0.91)12} = 2.747 \times 10^3 \frac{\text{lb}}{\text{in.}}$$

$$\sigma_{\max} = \frac{6M_{\max}}{t^2} = \frac{\sigma(0.0513 p_0 a^2)}{t^2}$$

$$= 12312 \text{ psi}$$

- 12.2** An L-shaped plate with thickness 0.1 in. is made of ASTM A-36 steel. Determine the deflection under the load and the maximum principal stress and its location using the plate element. Then model the plate as a grid with two beam elements with each beam having the stiffness of each L-portion of the plate and compare your answer.

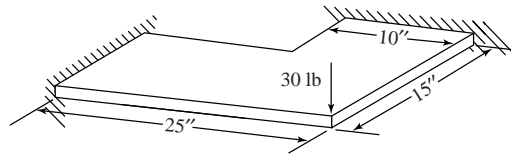


Figure P12-2

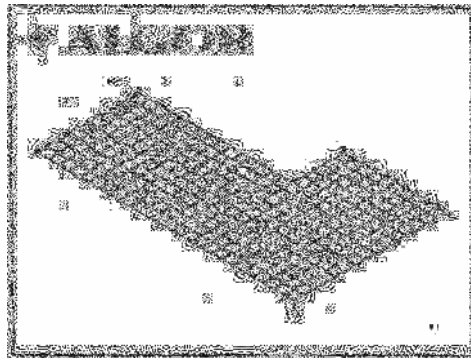


Figure 1: Plate Bending Mesh with Boundary Conditions and Nodal Force

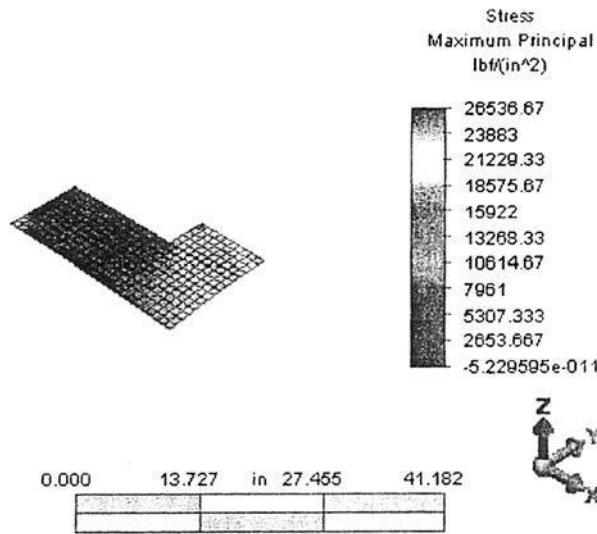


Figure 2: Plate Bending Maximum Principal stresses (psi)

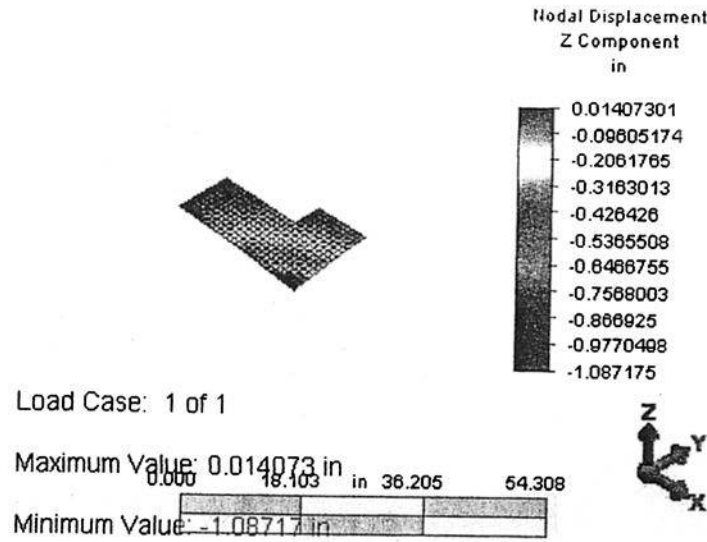


Figure 3 Nodal Z Displacement (in.)

12.3 A square simply supported 20 in. by 20 in. steel plate with thickness 0.15 in. has a round hole of 4 in. diameter drilled through its center. The plate is uniformly loaded with a load of $2 \frac{\text{lbf}}{\text{in}^2}$. Determine the maximum principal stress in the plate.

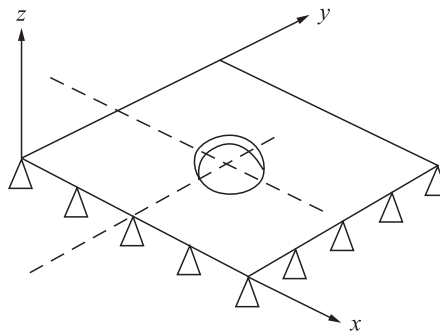
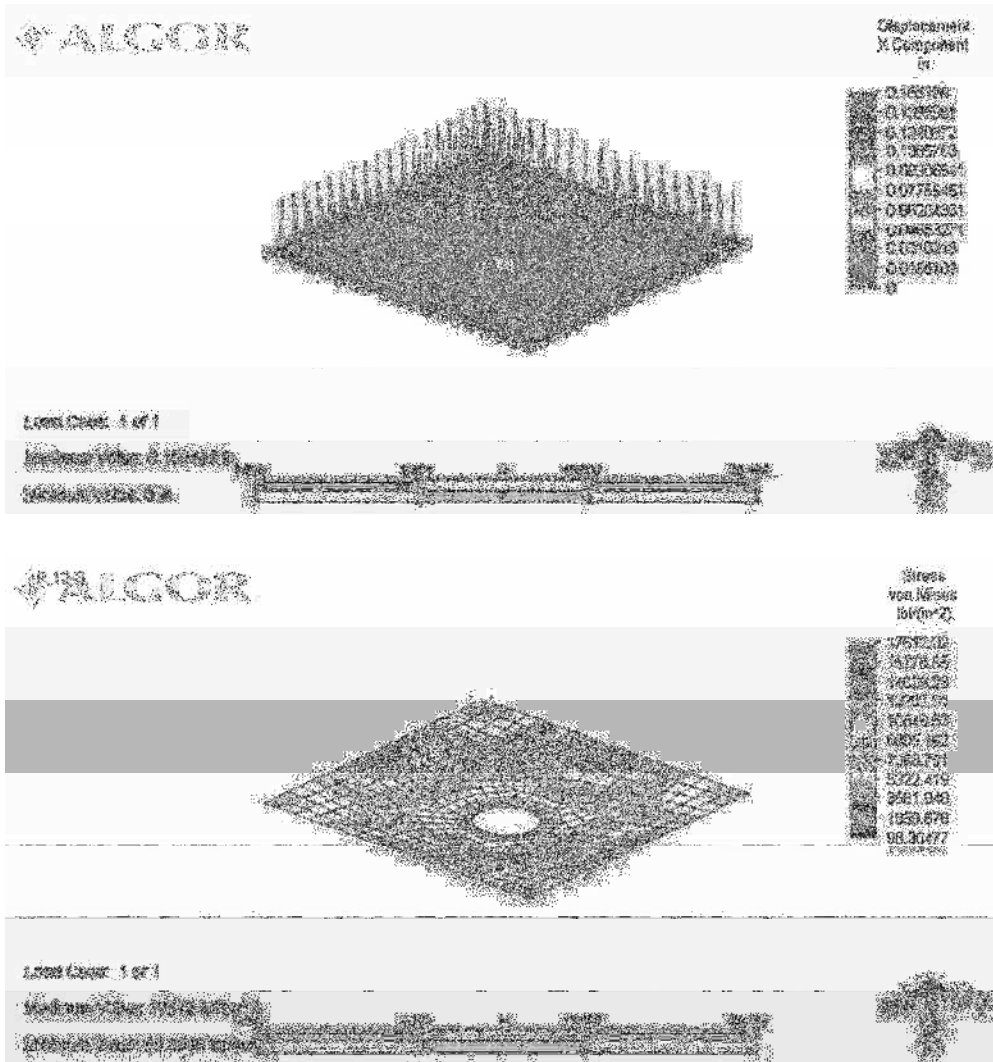


Figure P12-3



From the Algor analysis, the maximum principal stress was determined to be 10152.22 psi. The precision of the von Mises stress was very close to 0.1, therefore, the results were deemed feasible.

	Stress (psi)		Displacement (in.)			Magnitude
	von Mises	Maximum Principal	X	Y	Z	
Maximum Value	9041.787	10152.22	-0.0468	0	0	-0.0468

- 12.4** A C-channel section structural steel beam of 2 in. wide flanges, 3 in. depth and thickness of both flanges and web of 0.25 in. is loaded as shown with 100 lb acting in the y direction on the free end. Determine the free end deflection and angle of twist. Now move the load in the z direction until the rotation (angle of twist) becomes zero. This distance is called the shear center (the location where the force can be placed so that the cross section will bend but not twist).

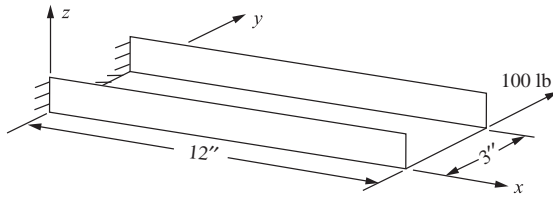



Figure P12-4



Need to apply load at shear center. See Table 5-1, Chapter 5, (P-263).

- 12.5** For the simply supported structural steel $W 14 \times 61$ wide flange beam shown, compare the plate element model results with the classical beam bending results for deflection and bending stress. The beam is subjected to a central vertical load of 22 kip. The cross-sectional area is 17.9 in.^2 , depth is 13.89 in., flange width is 9.995 in., flange thickness of 0.645 in., web thickness of 0.375 in., and moment of inertia about the strong axis of 640 in.^4 .

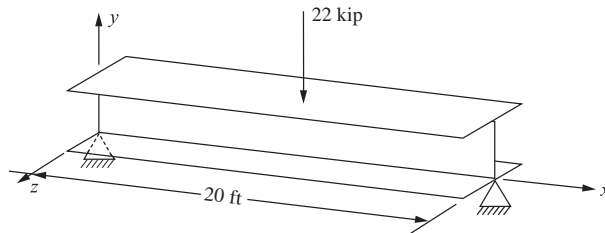



Figure P12-5

$$\delta = \frac{PL^3}{48EI} = \frac{(22 \text{ K})(240'')^3}{48.29 \times 10^3 \text{ ksi} \times 640 \text{ in.}^4}$$

$$= -0.34 \text{ in.}$$

'Classical' Beam method matches finite element plate model

Nodal Displacement
Y Component
in



'Classical' Beam method


$$M_{\max} = 120'' \times 11^k = 1320 \text{ kip-in.}$$

$$\sigma = \frac{MC}{I} = \frac{(1320) \left(\frac{13.89''}{2}\right)}{640 \text{ in}^4}$$

$$= -14.32 \text{ ksi}$$

Finite element model gives
 $\sigma = 14.5 \text{ ksi}$

Bending Stress About Local 3 Axis
 $\frac{\text{lbf}}{\text{in}^2}$



12.6 For the structural steel plate structure shown, determine the maximum principal stress and its location. If the stresses are unacceptably high, recommend any design changes. The initial thickness of each plate is 0.25 in. The left and right edges are simply supported. The load is a uniformly applied pressure of $10 \frac{\text{lb}}{\text{in}^2}$ over the top plate.

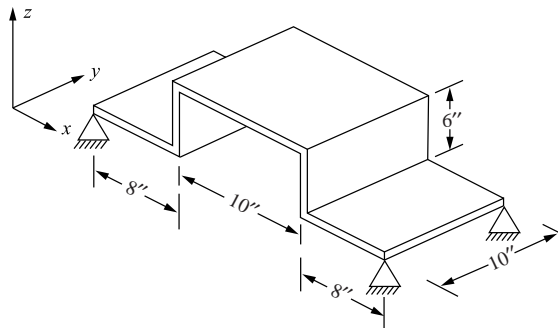
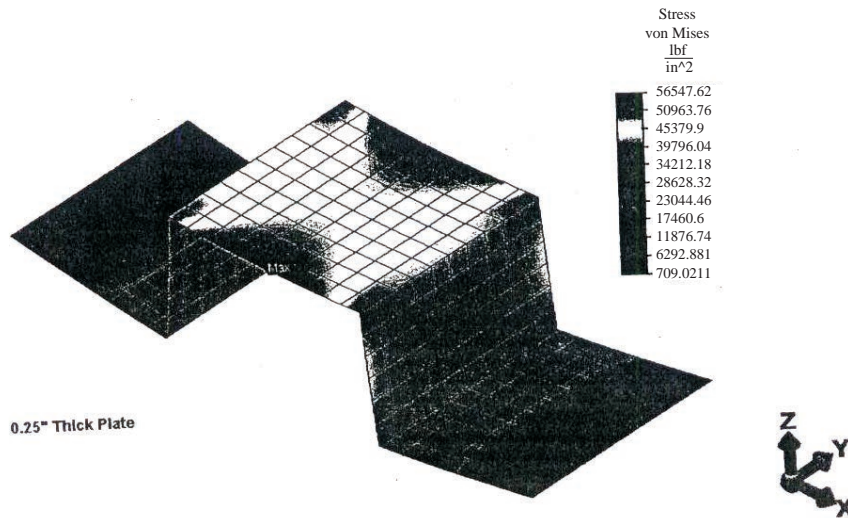


Figure: P12-6



This problem was a plate element analysis problem with plates that I assumed were made from ASTM A-36 steel. We were asked to determine the maximum principal stress and its location for the structure. We were asked to start with a plate thickness of 0.25 in., and if the stresses were found to be unacceptably high, we were to recommend design changes. A comparison of the results for a range of thickness is as follows.

	Maximum von Mises Stress $\left(\frac{\text{lb}}{\text{in}^2}\right)$
0.25 in. thick plate	56,547.62
0.375 in. thick plate	25,194.28
0.50 in. thick plate	14,205.43

ASTM A-36 steel has the following strength properties.

- $S_t = 58$ to 80 ksi
- $S_y = 36$ ksi minimum

Therefore, the stress levels in the structure would lead to failure with the 0.25 in. thick plate using the MDET (maximum distortional energy theory). The 0.375 in. thick plate could be used allowing a factor of safety equal to 1.43 using the MDET. This is a small safety factor, and I would recommend using the 0.50 in. thick plate to construct the structure, which allows a more comfortable safety factor of 2.53 using the MDET.

- 12.7** Design a steel box structure 4 ft wide by 8 ft long made of plates to be used to protect construction workers while working in a trench. That is, determine a recommended thickness of each plate. The depth of the structure must be 8 ft. Assume the loading is from a side load acting along the long sides due to a wet soil (density of $62.4 \frac{\text{lb}}{\text{ft}^3}$) and varies linearly with the depth. The allowable deflection of the plate type structure is 1 in. and the allowable stress is 20 ksi.

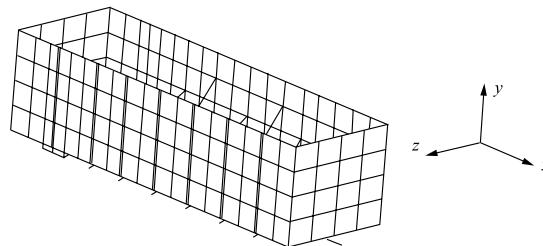


Figure P12-7

Solution method

I first attempted to solve the problem by examining the long side and short side of the box individually, rather than as a welded assembly. It was felt that once believable results were obtained from modeling each side as an individual plate, the model could be expanded to include the entire box.

However, Algor appears to have a glitch so that its 'surface hydrostatic pressure' feature does not work. Therefore, I was unable to easily apply a linearly varying pressure along the surface of a plate.

To get around this problem, I tried to break the side plate of the box into 4 vertically stacked sections (different Algor parts) and then applying a different pressure to the surface of each section so that it approximated the linear pressure distribution of the soil. However, Algor failed to recognize the applied surface pressure on 3 of the 4 sections. So this model was deficient also.

To solve the problem, I was forced to apply loads directly to the nodes. To facilitate the selection of the nodes and to make the nodal forces regular and repeatable, the plate was manually meshed into a convenient rectangular pattern. Four different nodal loads were used to approximate the linear pressure distribution.

Results

For the short side of the box (48" wide × 96" deep), it was found that a $\frac{3}{8}$ " thick plate was as thin as could be used and still meet the given design criteria. Using simply supported boundary conditions, the maximum von Mises stress was 19.9 ksi and the maximum deflection was 0.76". The maximum stress was located at the bottom corners, which is typically an area of high stress for rectangular plates.

These results were then compared to equations found in Roark's 'Formulas for Stress and Strain'. From Roark, the maximum stress was 18.2 ksi and the maximum deflection was 0.68 in.

The same analysis was performed for the long side of the box (96" square). It was found that a 0.75" plate was right at the margins of acceptability for deflection. The Algor and hand calculations for both sides of the box are summarized below.

	Algor model		Hand Calc.	
	von Mises (ksi)	Deflection (in.)	von Mises (ksi)	Deflection (m)
Long side of box ($\frac{3}{4}$ " thk × 96" sq)	14.5	1.06	11.36	0.93
Short side of box ($\frac{3}{8}$ " thk × 48" × 96" dp)	19.9	0.76	18.18	0.68

Comments

For both sides, the Algor model predicted higher stress and higher deflection than the hand calculations. I suspect the difference in results can be attributed to two sources. One, the stepwise variation of pressure that I was forced to use in the Algor model to approximate the hydrostatic pressure. The other is due to the coarseness of the mass.

Nodal loads to approximate hydrostatic pressure variation as function of depth

$$\begin{aligned}
 q_0 &= \gamma a = \text{Maximum pressure} \\
 &= 62.4 \frac{\text{lb}}{\text{ft}^3} 8\text{ft} \left(\frac{1\text{ft}}{12\text{in.}} \right)^2 \\
 &= 3.467 \text{ psi soil pressure at } 8' \text{ depth}
 \end{aligned}$$

Assume linear pressure profile

$$x = \text{depth}$$

$$q(x) = q_0 - q_0 \frac{x}{a}$$

$$= q_0 \left(1 - \frac{x}{a}\right)$$

For Step 1

$$q \left(x = \frac{1}{8} a\right) = q_0 \frac{7}{8} = 3.04 \text{ psi}$$

For Step 2

$$q \left(x = \frac{3}{8} a\right) = \frac{5}{8} q_0 = 2.17 \text{ psi}$$

For Step 3

$$q \left(x = \frac{5}{8} a\right) = \frac{3}{8} q_0 = 1.30 \text{ psi}$$

For Step 4

$$q \left(x = \frac{7}{8} a\right) = \frac{1}{8} q_0 = 0.43 \text{ psi}$$

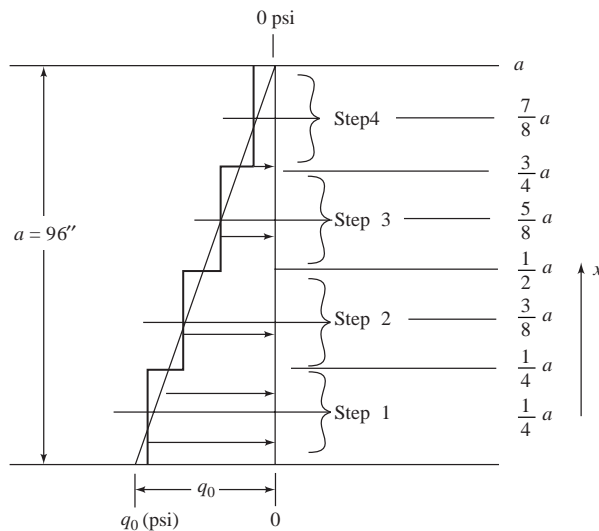
For a $g'' \times g''$ mesh, the area supported by an interior node is, $A_I = g^2$

For a $g'' \times g''$ mesh, the area supported by a perimeter node is $A_P = \frac{g^2}{2}$

Let $g = 4'' \Rightarrow$ nodal force for step 1 interior node $= (3.04) (4)^2 = \frac{48.64 \text{ lb}}{\text{node}}$

Let $g = 4'' \Rightarrow$ nodal force for step 1 perimeter node $= (3.04) \frac{4^2}{2} = 24.32 \frac{\text{lb}}{\text{node}}$

etc. ...



Manual mesh


Stepwise approximation of soil pressure

Simple support boundary conditions


Short side

48'' wide \times 96'' Deep \times $\frac{7''}{8}$ thick

4'' square mesh





Manual mesh
 Stepwise approximation of soil pressure
 Simple support boundary conditions
 Short side of box
 48" wide \times 96" deep \times $\frac{3}{8}$ " thick
 4" square mesh

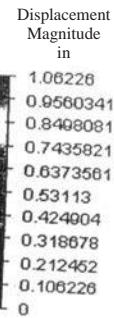



Manual 4" square mesh
 Stepwise approximation of soil pressure

Simple boundary conditions
 Long side (96" square)
 0.75" thick



Manual 4" square mesh
 Stepwise approximation of soil pressure
 Simple boundary conditions
 Long side (96" square)
 0.75" thick



12.8 Determine the maximum deflection and maximum principal stress of the circular plate shown in Figure P12–8. The plate is subjected to a uniform pressure $p = 700 \text{ kPa}$ and fixed along its outer edge. Let $E = 200 \text{ GPa}$, $\nu = 0.3$, radius $r = 500 \text{ mm}$, and thickness $t = 12 \text{ mm}$.

Analytical solution

$$W_{\max} = \frac{Pr^4}{64D} = \frac{(700,000)(0.5)^4}{64(2.013 \times 10^6)} = 0.0217 \text{ m}$$

$$\begin{aligned} D &= 0.091 Et^3 \\ &= 0.091 (200 \times 10^9) (0.012)^3 \\ &= 2.013 \times 10^6 \text{ lb} \cdot \text{in.} \end{aligned}$$

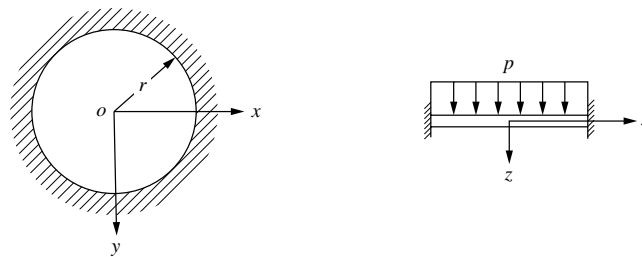
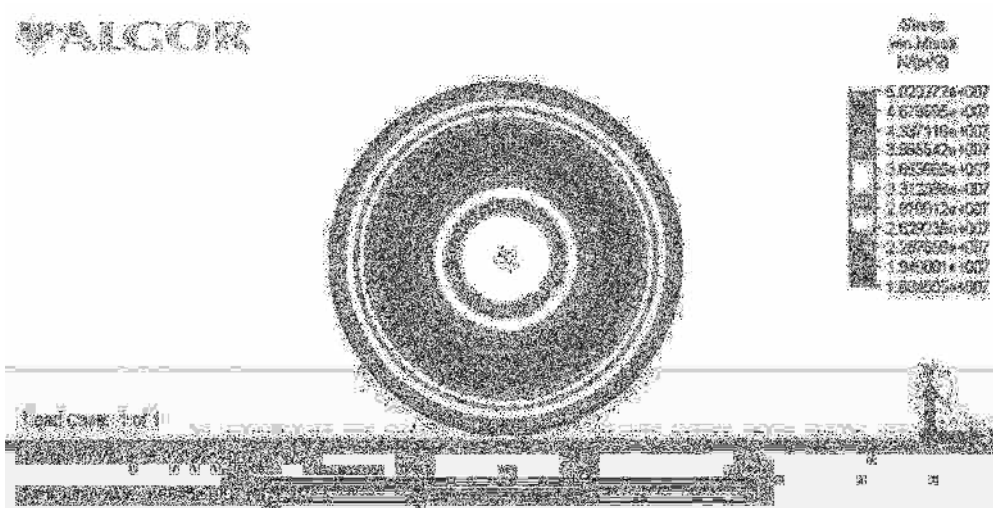


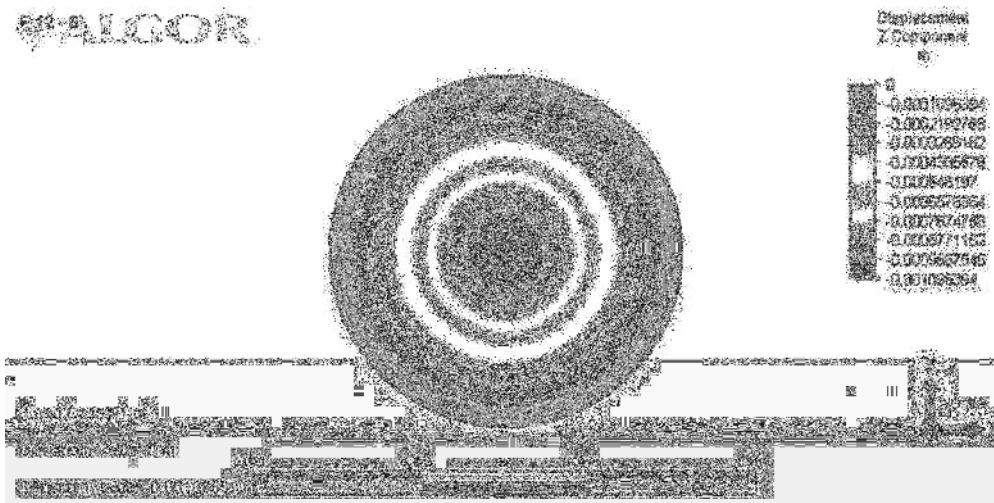
Figure P12–8



Algor

$$\begin{aligned} W_{\max} &= -0.001096 \text{ m} \\ &= -1.096 \times 10^{-3} \text{ m} \end{aligned}$$

Compares closely to analytical solution



12.9 Determine the maximum deflection and maximum stress for the plate shown. The plate is fixed along three sides. A uniform pressure of 70 kPa is applied to the surface. The plate is made of steel with $E = 200$ GPa, $\nu = 0.3$, and $t = 12$ mm and sides equal to $a = 0.75$ m and $b = 1$ m.

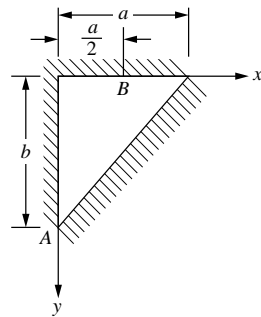
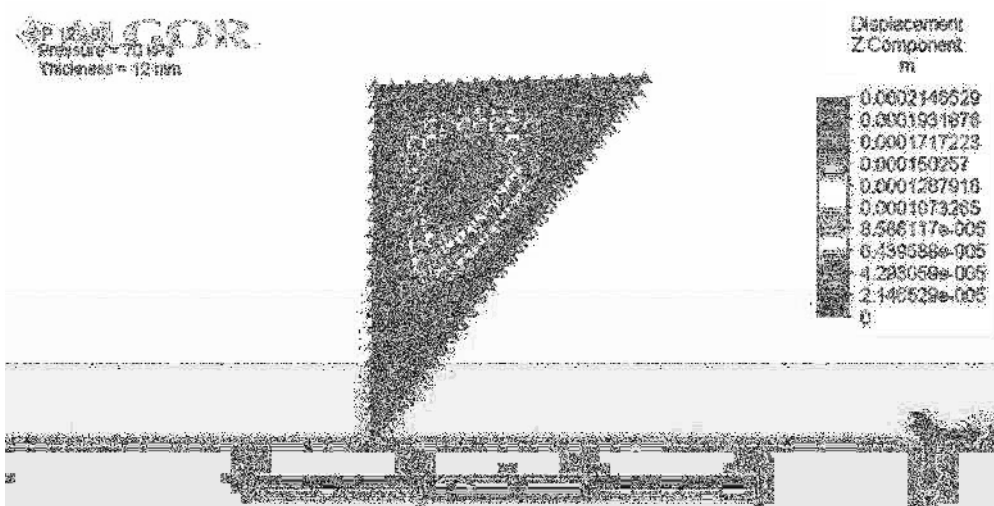



Figure P12-9





12.11 A square steel plate 2 m by 2 m and 10 mm thick at the bottom of a tank must support salt water at a height of 3 m, as shown in Figure P12–11. Assume the plate to be built in (fixed all around). The plate allowable stress is 100 MPa. Let $E = 200$ GPa, $\nu = 0.3$ for the steel properties. The weight density of salt water is $10.054 \frac{\text{kN}}{\text{m}^3}$. Determine the maximum principal stress in the plate and compare to the yield strength.

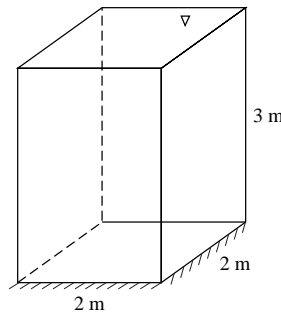

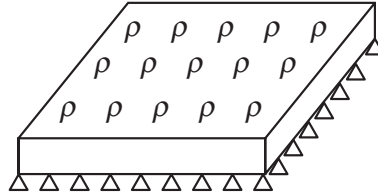


Figure P12–11



$$F_{\text{tot}} = (V)(\rho) = (3 \text{ m})(2 \text{ m})(2 \text{ m})(10.054 E^3 \frac{\text{N}}{\text{m}^3}) = 120,648 \text{ N}$$

$$P = \frac{F}{A_{\text{plate}}} = \frac{120,648 \text{ N}}{(2 \text{ m})(2 \text{ m})} = 30,162 \frac{\text{N}}{\text{m}^2}$$



Find

Maximum principal stress = ? $347.43 \frac{\text{MN}}{\text{m}^2}$

Safe or not safe = ?

Since stress allowable = 100 MPa < actual stress 347.43 MPa

Tank plate is not safe.

- 12.12** A stockroom floor carries a uniform load of $p = 80 \frac{\text{lb}}{\text{ft}^2}$ over half the floor as shown in Figure P12–12. The floor has opposite edges clamped and remaining edges and mid-span simply supported. The dimensions are 40 ft by 20 ft. The floor thickness is 6 in. The floor is made of reinforced concrete with $E = 3 \times 10^6$ psi and $\nu = 0.25$. Determine the maximum deflection and maximum principal stress in the floor.

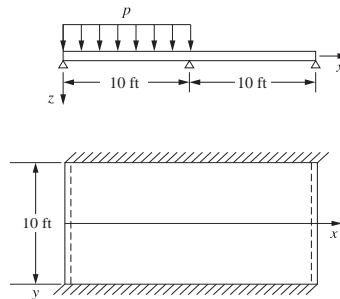

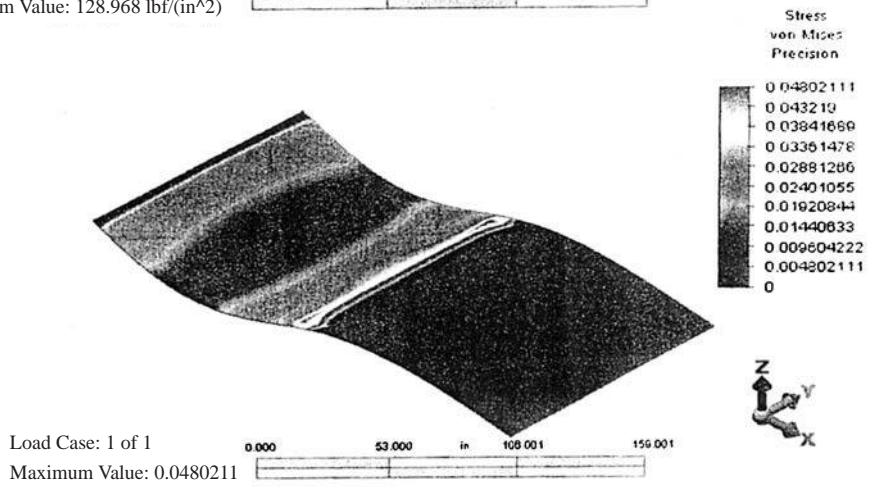
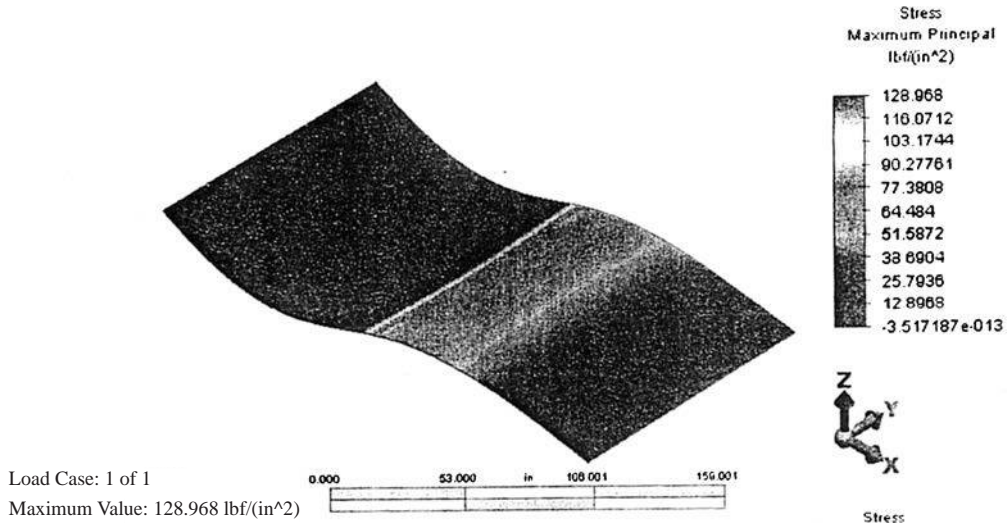



Figure P12–12

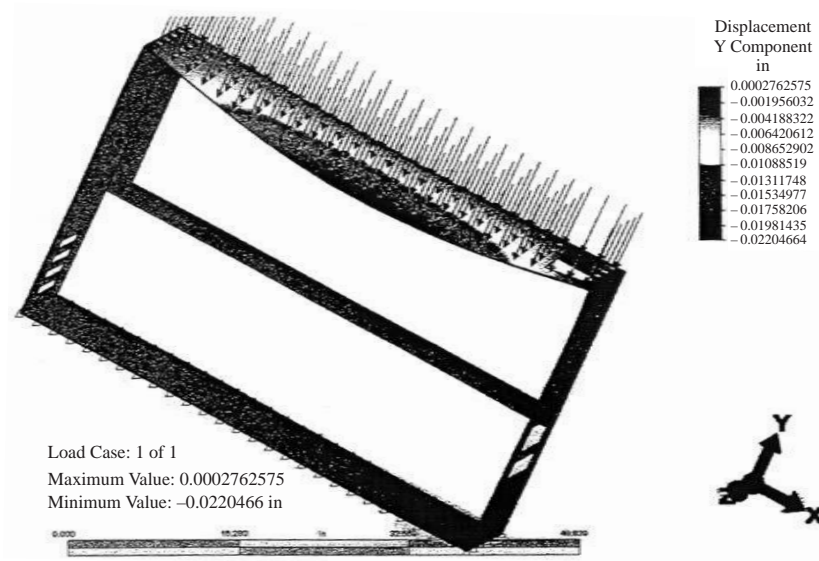




12.13

Material used: AISI 4130 Steel
Uniform load of 0.1 psi applied to top surface.



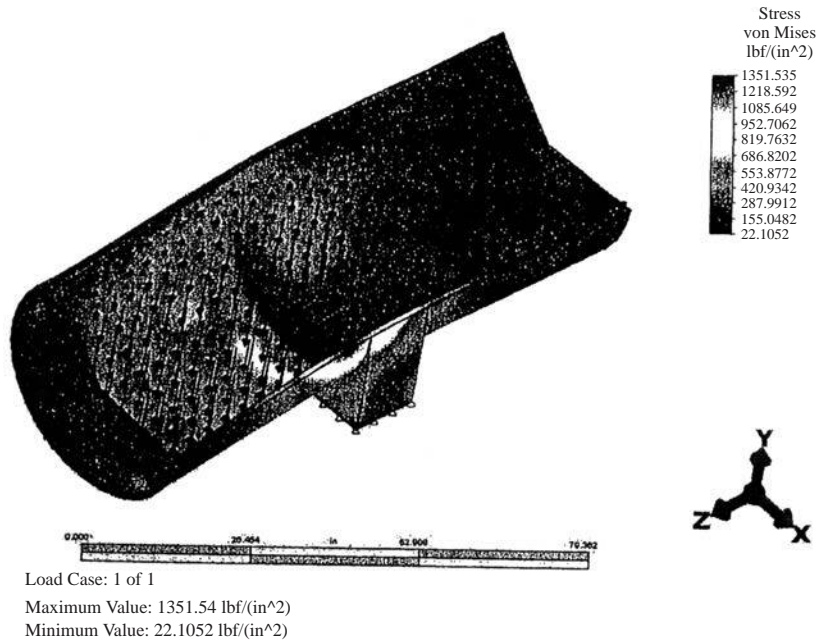


12.15

Model variables

Variable	Value
Material	1010 cold rolled
Modulus of Elasticity	29×10^6 psi
Maximum von Mises Stress	1351 psi
Maximum Displacement	0.00565 in.

Algor results






Figure 6 Displacement (mm)

12.16




Figure 2 The Boundary Conditions on the bucket.

The results of the analysis are shown below in Figure 3.


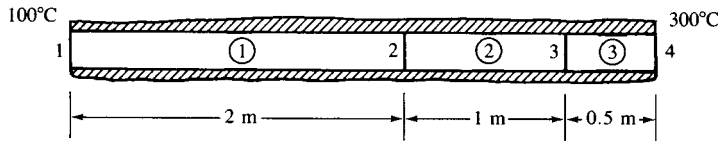


Figure 3 The von Mises stress in psi for the bucket plate analysis.

Chapter 13

13.1



Element $[K]$'s

$$[k^{(1)}] = \frac{(0.1 \text{ m}^2)(200 \frac{\text{W}}{\text{m} \cdot \text{°C}})}{2 \text{ m}} \begin{bmatrix} 1 & -1 \\ -1 & 1 \end{bmatrix} = \begin{bmatrix} 10 & -10 \\ -10 & 10 \end{bmatrix} \frac{\text{W}}{\text{°C}}$$

$$[k^{(2)}] = \frac{(0.1 \text{ m}^2)(100 \frac{\text{W}}{\text{m} \cdot \text{°C}})}{1 \text{ m}} \begin{bmatrix} 1 & -1 \\ -1 & 1 \end{bmatrix} = \begin{bmatrix} 10 & -10 \\ -10 & 10 \end{bmatrix}$$

$$[k^{(3)}] = \frac{(0.1 \text{ m}^2)(50 \frac{\text{W}}{\text{m} \cdot \text{°C}})}{0.5 \text{ m}} \begin{bmatrix} 1 & -1 \\ -1 & 1 \end{bmatrix} = \begin{bmatrix} 10 & -10 \\ -10 & 10 \end{bmatrix}$$

$$q^* = 0 \quad Q = 0$$

$$\therefore \{f^{(1)}\} = \{f^{(2)}\} = \{f^{(3)}\} = 0$$

Assemble equations

$$\begin{bmatrix} 10 & -10 & 0 & 0 \\ -10 & 20 & -10 & 0 \\ 0 & -10 & 20 & -10 \\ 0 & 0 & -10 & 10 \end{bmatrix} \begin{Bmatrix} t_1 \\ t_2 \\ t_3 \\ t_4 \end{Bmatrix} = \begin{Bmatrix} F_1 \\ 0 \\ 0 \\ F_4 \end{Bmatrix}$$

Boundary conditions $t_1 = 100\text{°C}$, $t_4 = 300\text{°C}$

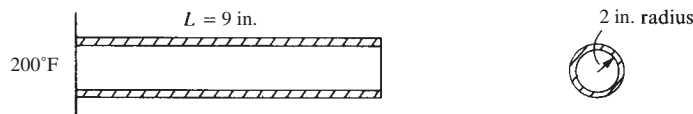
$$\therefore \begin{bmatrix} 1 & 0 & 0 & 0 \\ 0 & 20 & -10 & 0 \\ 0 & -10 & 20 & 0 \\ 0 & 0 & 0 & 1 \end{bmatrix} \begin{Bmatrix} t_1 \\ t_2 \\ t_3 \\ t_4 \end{Bmatrix} = \begin{Bmatrix} 100 \\ 1000 \\ 3000 \\ 300 \end{Bmatrix}$$

Solving

$$t_2 = 166.7\text{°C}$$

$$t_3 = 233.3\text{°C}$$

13.2



$$[k^{(1)}] = [k^{(2)}] = \frac{\pi(2'')^2 3 \frac{\text{Btu}}{\text{h}\cdot\text{in}\cdot^\circ\text{F}}}{3 \text{ in.}} \begin{bmatrix} 1 & -1 \\ -1 & 1 \end{bmatrix} = \begin{bmatrix} 12.57 & -12.57 \\ -12.57 & 12.57 \end{bmatrix} \frac{\text{Btu}}{\text{h}\cdot^\circ\text{F}}$$

Now there is convection through right end

$$[k^{(3)}] = \begin{bmatrix} 12.57 & -12.57 \\ -12.57 & 12.57 \end{bmatrix} + \left(1 \frac{\text{Btu}}{\text{kip}\cdot\text{in}^2\cdot^\circ\text{F}}\right) \pi(2'')^2 \begin{bmatrix} 0 & 0 \\ 0 & 1 \end{bmatrix}$$

$$[k^{(3)}] = \begin{bmatrix} 12.57 & -12.57 \\ -12.57 & 25.13 \end{bmatrix}$$

Now $q^* = 0$, $Q = 0 \therefore \{f^{(1)}\} = \{f^{(2)}\} = 0$

$$\{f^{(3)}\} = h T_\infty A \begin{pmatrix} 0 \\ 1 \end{pmatrix} = (1) (0^\circ\text{F}) \pi 2^2 \begin{pmatrix} 0 \\ 1 \end{pmatrix} = \begin{pmatrix} 0 \\ 0 \end{pmatrix}$$

Assemble equations and boundary condition $t_1 = 200^\circ\text{F}$

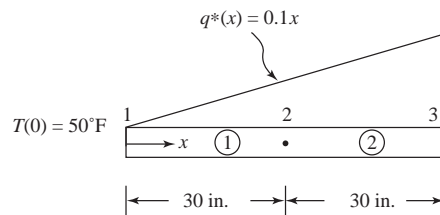
$$\begin{bmatrix} 12.57 & -12.57 & 0 & 0 \\ & 25.13 & -12.57 & 0 \\ & & 25.13 & -12.57 \\ \text{Symmetry} & & & 25.13 \end{bmatrix} \begin{Bmatrix} t_1 = 200^\circ\text{F} \\ t_2 \\ t_3 \\ t_4 \end{Bmatrix} = \begin{Bmatrix} F_{1x} \\ 0 \\ 0 \\ 0 \end{Bmatrix}$$

Solve Equations (2-4) of above

$$\begin{bmatrix} 25.13 & -12.57 & 0 \\ & 25.13 & -12.57 \\ \text{Symmetry} & & 25.13 \end{bmatrix} \begin{Bmatrix} t_2 \\ t_3 \\ t_4 \end{Bmatrix} = \begin{Bmatrix} 2513 \\ 0 \\ 0 \end{Bmatrix}$$

$$t_2 = 150^\circ\text{F}, t_3 = 100^\circ\text{F}, t_4 = 50^\circ\text{F}$$

13.3



$$\frac{AK_{xx}}{L} = \frac{(2 \text{ in.}^2) (3 \frac{\text{Btu}}{\text{h}\cdot\text{in}\cdot^\circ\text{F}})}{30 \text{ in.}} = \frac{1}{5} \frac{\text{Btu}}{\text{h}\cdot^\circ\text{F}}$$

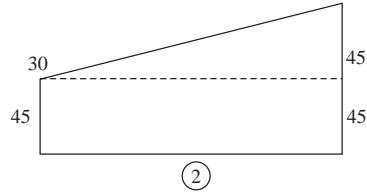
$$h = 0 \therefore \frac{hPL}{6} = 0, hA = 0, h T_\infty P L = 0$$

$$[k^{(1)}] = \frac{1}{5} \begin{bmatrix} 1 & -1 \\ -1 & 1 \end{bmatrix} = [k^{(2)}]$$

$$\{f_q^{(1)}\} = \int_0^L q^* [M]^T dx = \int_0^{L=30} (0.1x) \begin{Bmatrix} 1 - \frac{x}{L} \\ \frac{x}{L} \end{Bmatrix} dx$$

$$= 0.1 \begin{Bmatrix} \frac{L^2}{6} \\ \frac{L^2}{3} \end{Bmatrix} \frac{\text{Btu}}{\text{h}} = \begin{Bmatrix} 15 \\ 30 \end{Bmatrix}$$

Then



$$\{f_q^{(2)}\} = \begin{Bmatrix} 15 + 45 \\ 30 + 45 \end{Bmatrix} = \begin{Bmatrix} 60 \\ 75 \end{Bmatrix}$$

$$\text{Solve } \{F\} = [K] \{t\}$$

Heat flow

$$\begin{Bmatrix} 15 + F_1 \\ 30 + 60 \\ 75 \end{Bmatrix} = \frac{1}{5} \begin{bmatrix} 1 & -1 & 0 \\ -1 & 1+1 & -1 \\ 0 & -1 & 1 \end{bmatrix} \begin{Bmatrix} t_1 = 50^\circ\text{F} \\ t_2 \\ t_3 \end{Bmatrix} \quad (\text{A})$$

Solve the 2nd and 3rd equations

$$90 + 10 = \frac{1}{5} (2 t_2 - t_3) \quad (1)$$

$$+ 75 = \frac{1}{5} (-t_2 + t_3) \quad (2)$$

Adding (1) and (2)

$$175 = \frac{2}{5} t_2 - \frac{1}{5} t_2$$

$$175 = \frac{1}{5} t_2$$

$$t_2 = 875^\circ\text{F}$$

Back-substitution into (1) yields

$$t_3 = 1750 - 500$$

$$t_3 = 1250^\circ\text{F}$$

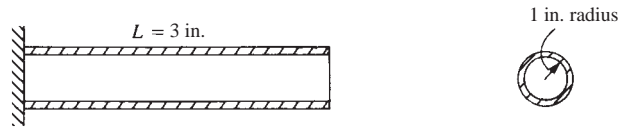
Solve for F_1 using Equation (A) above

$$15 + F_1 = \frac{1}{5} (t_1 - t_2)$$

$$F_1 = -15 + \frac{1}{5} (50 - 875)$$

$$= -180 \frac{\text{Btu}}{\text{h}} = \text{heat flow out left end.}$$

13.4



$$Q = 10000 \frac{\text{Btu}}{\text{h} \cdot \text{ft}^3}$$

$$[k^{(1)}] = [k^{(2)}] = \frac{AK_{xx}}{L} \begin{bmatrix} 1 & -1 \\ -1 & 1 \end{bmatrix}$$

$$= \frac{\pi \left(\frac{1}{12}\right)^2 12}{\left(12 \frac{\text{in.}}{\text{ft}}\right)} \begin{bmatrix} 1 & -1 \\ -1 & 1 \end{bmatrix} = \pi \begin{bmatrix} 1 & -1 \\ -1 & 1 \end{bmatrix} \frac{\text{Btu}}{\text{h} \cdot ^\circ\text{F}}$$

$$[k^{(3)}] = [k^{(1)}] + hA \begin{bmatrix} 0 & 0 \\ 0 & 1 \end{bmatrix}$$

$$= \pi \begin{bmatrix} 1 & -1 \\ -1 & 1 \end{bmatrix} + 100 \pi \left(\frac{1}{12}\right)^2 \begin{bmatrix} 0 & 0 \\ 0 & 1 \end{bmatrix}$$

$$[k^{(3)}] = \pi \begin{bmatrix} 1 & -1 \\ -1 & 1.694 \end{bmatrix}$$

$$\{f^{(1)}\} = \frac{QAL}{2} \begin{Bmatrix} 1 \\ 1 \end{Bmatrix} = \frac{(10000)\pi \left(\frac{1}{12}\right)^2 \frac{1}{12}}{2} \begin{Bmatrix} 1 \\ 1 \end{Bmatrix}$$

$$= \pi \begin{Bmatrix} 2.894 \\ 2.894 \end{Bmatrix}$$

$$\{f^{(2)}\} = \{f^{(1)}\}$$

$$\{f^{(3)}\} = \{f^{(1)}\} + \{f_{\text{h_end}}\} = \pi \begin{Bmatrix} 2.894 \\ 2.894 \end{Bmatrix} + h T_\infty A \begin{Bmatrix} 0 \\ 1 \end{Bmatrix}$$

$$= \pi \begin{Bmatrix} 2.894 \\ 2.894 \end{Bmatrix} + (100)(100)\pi \left(\frac{1}{12}\right)^2 \begin{Bmatrix} 0 \\ 1 \end{Bmatrix}$$

$$\{f^{(3)}\} = \pi \begin{Bmatrix} 2.894 \\ 2.894 \end{Bmatrix} + \pi \begin{Bmatrix} 0 \\ 69.4 \end{Bmatrix}$$

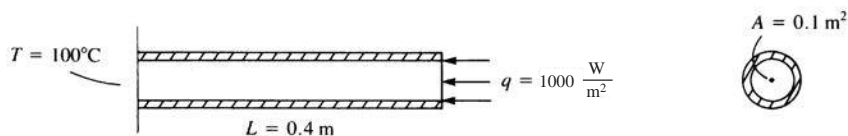
Assemble global equations

$$\pi \begin{bmatrix} 1 & -1 & 0 & 0 \\ & 2 & -1 & 0 \\ & & 2 & -1 \\ & & & 1.694 \end{bmatrix} \begin{Bmatrix} t_1 \\ t_2 \\ t_3 \\ t_4 \end{Bmatrix} = \begin{Bmatrix} 2.894 \\ 2.894 + 2.894 \\ 2.894 + 2.894 \\ 2.894 + 69.4 \end{Bmatrix}$$

Solving simultaneously

$$t_1 = 151^\circ\text{F}, \quad t_2 = 148^\circ\text{F}, \quad t_3 = 140^\circ\text{F}, \quad t_4 = 125^\circ\text{F}$$

13.5



$$\frac{AK_{xx}}{L} = \frac{(0.1\text{m}^2)(6 \frac{\text{W}}{\text{m}\cdot\text{C}})}{0.1\text{m}} = 6 \frac{\text{W}}{\text{C}}$$

$$[k^{(1)}] = [k^{(2)}] = [k^{(3)}] = \frac{AK_{xx}}{L} \begin{bmatrix} 1 & -1 \\ -1 & 1 \end{bmatrix} = 6 \begin{bmatrix} 1 & -1 \\ -1 & 1 \end{bmatrix} \frac{\text{W}}{\text{C}}$$

$$[k^{(4)}] = [k^{(1)}] \text{ also}$$

$$\{f^{(1)}\} = \{f^{(2)}\} = \{f^{(3)}\} = 0 \text{ as } Q = 0, q^* = 0$$

$$\begin{aligned} \{f^{(4)}\} &= qA \begin{Bmatrix} 0 \\ 1 \end{Bmatrix} = \left(1000 \frac{\text{W}}{\text{m}^2}\right)(0.1\text{m}^2) \begin{Bmatrix} 0 \\ 1 \end{Bmatrix} \\ &= 100 \begin{Bmatrix} 0 \\ 1 \end{Bmatrix} \text{ W} \end{aligned}$$

Assemble global equations

$$\begin{bmatrix} 6 & -6 & 0 & 0 & 0 \\ & 12 & -6 & 0 & 0 \\ & & 12 & -6 & 0 \\ & & & 12 & -6 \\ \text{Symmetry} & & & & 6 \end{bmatrix} \begin{Bmatrix} t_1 = 100^\circ\text{C} \\ t_2 \\ t_3 \\ t_4 \\ t_5 \end{Bmatrix} = \begin{Bmatrix} F_{1x} \\ 0 \\ 0 \\ 0 \\ 100 \end{Bmatrix} \quad (1)$$

Now $t_1 = 100^\circ\text{C}$ into Equation (1)

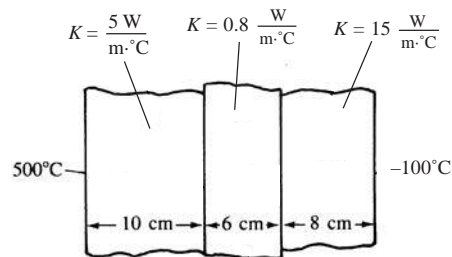
$$\begin{bmatrix} 1 & 0 & 0 & 0 & 0 \\ 0 & 12 & -6 & 0 & 0 \\ 0 & -6 & 12 & -6 & 0 \\ 0 & 0 & -6 & 12 & -6 \\ 0 & 0 & 0 & -6 & 6 \end{bmatrix} \begin{Bmatrix} t_1 \\ t_2 \\ t_3 \\ t_4 \\ t_5 \end{Bmatrix} = \begin{Bmatrix} 100 \\ 600 \\ 0 \\ 0 \\ 100 \end{Bmatrix} \quad (2)$$

Solving Equations (2-5) of Equation (2)

$$t_2 = 116.7^\circ\text{C}, t_3 = 133.3^\circ\text{C}$$

$$t_4 = 150^\circ\text{C}, t_5 = 166.7^\circ\text{C}$$

13.6



Area = A (Can use unit A)

$$[k^{(1)}] = \frac{A(5)}{(0.1\text{m})} \begin{bmatrix} 1 & -1 \\ -1 & 1 \end{bmatrix} = \begin{bmatrix} 50 & -50 \\ -50 & 50 \end{bmatrix} \frac{\text{W}}{\text{C}}$$

$$[k^{(2)}] = \frac{A(0.8)}{(0.06\text{m})} \begin{bmatrix} 1 & -1 \\ -1 & 1 \end{bmatrix} = \begin{bmatrix} 13.3 & -13.3 \\ -13.3 & 13.3 \end{bmatrix}$$

$$[k^{(3)}] = \frac{A(15)}{(0.08\text{m})} \begin{bmatrix} 1 & -1 \\ -1 & 1 \end{bmatrix} = \begin{bmatrix} 187.5 & -187.5 \\ -187.5 & 187.5 \end{bmatrix}$$

$$\{f\}'s = 0$$

Assemble global equations with $t_1 = 500^\circ\text{C}$ and $t_4 = 100^\circ\text{C}$

$$\begin{Bmatrix} 0 \\ 0 \\ 0 \\ 0 \end{Bmatrix} = A \begin{bmatrix} 50 & -50 & 0 & 0 \\ & 50 + 13.3 & -13.3 & 0 \\ & & 13.3 + 187.5 & -187.5 \\ \text{Symmetry} & & & 187.5 \end{bmatrix} \begin{Bmatrix} t_1 = 500^\circ\text{C} \\ t_2 \\ t_3 \\ t_4 = 100^\circ\text{C} \end{Bmatrix}$$

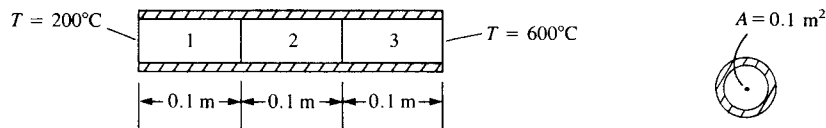
Solving the 2nd and 3rd equations above

$$t_2 = 420.5^\circ\text{C}, t_3 = 121.2^\circ\text{C}$$

$$q^{(3)} = -K_{xx} \frac{(100 - 121.2)^\circ\text{C}}{0.08\text{m}}$$

$$q^{(3)} = 3975 \frac{\text{W}}{\text{m}^2}$$

13.7



$$\frac{AK_{xx}^{(1)}}{L} = \frac{(0.1\text{m}^2)5}{0.1\text{m}} = 5$$

$$[k^{(1)}] = \frac{AK_{xx}^{(1)}}{L} \begin{bmatrix} 1 & -1 \\ -1 & 1 \end{bmatrix} = 5 \begin{bmatrix} 1 & -1 \\ -1 & 1 \end{bmatrix}$$

$$[k^{(2)}] = 10 \begin{bmatrix} 1 & -1 \\ -1 & 1 \end{bmatrix}, [k^{(3)}] = 15 \begin{bmatrix} 1 & -1 \\ -1 & 1 \end{bmatrix}$$

Assemble global equations

$$\begin{bmatrix} 5 & -5 & 0 & 0 \\ & 15 & -10 & 0 \\ & & 25 & -15 \\ \text{Symmetry} & & & 15 \end{bmatrix} \begin{Bmatrix} t_1 \\ t_2 \\ t_3 \\ t_4 \end{Bmatrix} = \begin{Bmatrix} F_{1,x} \\ 0 \\ 0 \\ F_{4,x} \end{Bmatrix} \quad (1)$$

Boundary conditions

$$t_1 = 200^\circ\text{C}, t_4 = 600^\circ\text{C}$$

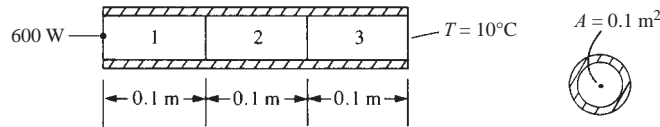
∴ Equation (1) becomes

$$\begin{bmatrix} 1 & 0 & 0 & 0 \\ 0 & 15 & -10 & 0 \\ & & 25 & 0 \\ \text{Symmetry} & & & 1 \end{bmatrix} \begin{Bmatrix} t_1 \\ t_2 \\ t_3 \\ t_4 \end{Bmatrix} = \begin{Bmatrix} 200 \\ 5(200) \\ 15(600) \\ 600 \end{Bmatrix} \quad (2)$$

Solving the 2nd and 3rd of Equations (2)

$$t_2 = 418.2^\circ\text{C}, t_3 = 527.3^\circ\text{C}$$

13.8 A composite wall is shown below. For element 1, let $K_{xx} = 5 \frac{W}{m \cdot ^\circ C}$, for element 2 let $K_{xx} = 10 \frac{W}{m \cdot ^\circ C}$, for element 3 let $K_{xx} = 15 \frac{W}{m \cdot ^\circ C}$. The left end has a heat source of 600 W applied to it. The right end is held at $10^\circ C$. Determine the left end temperature and the interface temperatures and the heat flux through element 3.



$$[k^{(1)}] = \frac{(0.1)(5)}{0.1} \begin{bmatrix} 1 & -1 \\ -1 & 1 \end{bmatrix} = \begin{bmatrix} 5 & -5 \\ -5 & 5 \end{bmatrix}$$

$$[k^{(2)}] = \frac{(0.1)(10)}{0.1} \begin{bmatrix} 1 & -1 \\ -1 & 1 \end{bmatrix} = \begin{bmatrix} 10 & -10 \\ -10 & 10 \end{bmatrix}$$

$$[k^{(3)}] = \frac{(0.1)(15)}{0.1} \begin{bmatrix} 1 & -1 \\ -1 & 1 \end{bmatrix} = \begin{bmatrix} 15 & -15 \\ -15 & 15 \end{bmatrix}$$

$$\{f^{(2)}\} = \{f^{(3)}\} = 0 \quad \{f^{(1)}\} = 600 \begin{Bmatrix} 1 \\ 0 \end{Bmatrix}$$

$$\begin{bmatrix} 600 \\ 0 \\ 0 \\ F_{4x} \end{bmatrix} = \begin{bmatrix} 5 & -5 & 0 & 0 \\ -5 & 15 & -10 & 0 \\ 0 & -10 & 25 & -15 \\ 0 & 0 & -15 & 15 \end{bmatrix} \begin{Bmatrix} t_1 \\ t_2 \\ t_3 \\ t_4 \end{Bmatrix}$$

$$400 = 5t_1 - 5t_2 \quad t_1 = 230^\circ C$$

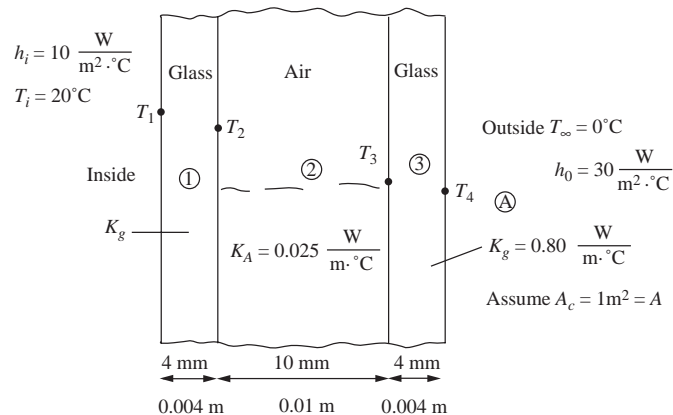
$$0 = -5t_1 + 15t_2 - 10t_3 \quad t_2 = 110^\circ C$$

$$0 = -10t_2 + 25t_3 - 15(10) \quad t_3 = 50^\circ C$$

$$F_{yx} = 15(50) + 15(10) = -600 \text{ W}$$

$$q_x = -15 \begin{bmatrix} -1 & 1 \\ 0.1 & 0.1 \end{bmatrix} \begin{Bmatrix} 50 \\ 10 \end{Bmatrix} = 6000 \frac{W}{m^2}$$

13.9



Find T_1, T_2, T_3, T_4, Q (heat transfer through the double pane) (use $A = 1 \text{ cm}^2$)

$$[k^{(1)}] = \frac{AK_g}{L} \begin{bmatrix} 1 & -1 \\ -1 & 1 \end{bmatrix} + h_i A \begin{bmatrix} 1 & 0 \\ 0 & 0 \end{bmatrix} = \frac{1\text{m}^2 (0.80 \frac{\text{W}}{\text{m}\cdot\text{K}})}{0.004\text{m}} \begin{bmatrix} 1 & -1 \\ -1 & 1 \end{bmatrix} + 10 \frac{\text{W}}{\text{m}^2\cdot\text{C}} (1\text{m}^2) \begin{bmatrix} 1 & 0 \\ 0 & 0 \end{bmatrix}$$

$$= \begin{bmatrix} 210 & -200 \\ -200 & 200 \end{bmatrix} \frac{\text{W}}{\text{K}}$$

$$[k^{(2)}] = \frac{AK_A}{L} \begin{bmatrix} 1 & -1 \\ -1 & 1 \end{bmatrix} = \frac{1\text{m}^2 (0.025 \frac{\text{W}}{\text{m}\cdot\text{K}})}{0.01\text{m}} \begin{bmatrix} 1 & -1 \\ -1 & 1 \end{bmatrix} = \begin{bmatrix} 2.5 & -2.5 \\ -2.5 & 2.5 \end{bmatrix} \frac{\text{W}}{\text{K}}$$

$$[k^{(3)}] = \frac{AK_g}{L} \begin{bmatrix} 1 & -1 \\ -1 & 1 \end{bmatrix} + h_o A \begin{bmatrix} 0 & 0 \\ 0 & 1 \end{bmatrix} = \frac{1\text{m}^2 (0.80 \frac{\text{W}}{\text{m}\cdot\text{K}})}{0.004\text{m}} \begin{bmatrix} 1 & -1 \\ -1 & 1 \end{bmatrix} + 30 \frac{\text{W}}{\text{m}^2\cdot\text{C}} (1\text{m}^2) \begin{bmatrix} 0 & 0 \\ 0 & 1 \end{bmatrix}$$

$$= \begin{bmatrix} 200 & -200 \\ -200 & 230 \end{bmatrix}$$

$$\{f^{(1)}\} = h_i T_\infty A \begin{Bmatrix} 1 \\ 0 \end{Bmatrix} = 10 \frac{\text{W}}{\text{m}^2\cdot\text{K}} (293 \text{ K}) (1\text{m}^2) \begin{Bmatrix} 1 \\ 0 \end{Bmatrix} = 2930 \text{ W} \begin{Bmatrix} 1 \\ 0 \end{Bmatrix}$$

$$\{f^{(2)}\} = \begin{Bmatrix} 0 \\ 0 \end{Bmatrix}$$

$$\{f^{(3)}\} = h_o T_\infty A \begin{Bmatrix} 0 \\ 1 \end{Bmatrix} = 30 \frac{\text{W}}{\text{m}^2\cdot\text{K}} (273 \text{ K}) (1\text{m}^2) \begin{Bmatrix} 0 \\ 1 \end{Bmatrix} = 8190 \text{ W} \begin{Bmatrix} 0 \\ 1 \end{Bmatrix}$$

$$\{F\} = [K] [T]$$

$$\begin{Bmatrix} F_1 = 2930 \text{ W} \\ F_2 = 0 \\ F_3 = 0 \\ F_4 = 8190 \text{ W} \end{Bmatrix} = \begin{bmatrix} 210 & -200 & 6 & 0 \\ -200 & 200 + 2.5 & -2.5 & 0 \\ 0 & -2.5 & 2.5 + 200 & -200 \\ 0 & 0 & -200 & 230 \end{bmatrix} \begin{Bmatrix} T_1 \\ T_2 \\ T_3 \\ T_4 \end{Bmatrix}$$


$$T_1 = 289.3 \text{ K} = 16.3^\circ\text{C}$$


$$T_2 = 289.1 \text{ K} = 16.1^\circ\text{C}$$

$$T_3 = 279.4 \text{ K} = 1.4^\circ\text{C}$$

$$T_4 = 274.2 \text{ K} = 1.2^\circ\text{C}$$

13.10





13.11

Unit definition

Given in problem statement (Mathcad used to solve this one)

$$L_{total} = 20 \text{ cm}$$

$$K_{xx} = 15 \frac{\text{W}}{\text{m} \cdot ^\circ\text{C}}$$

$$h_1 = 50 \frac{\text{W}}{\text{m} \cdot ^\circ\text{C}}$$

$$h_2 = 80 \frac{\text{W}}{\text{m} \cdot ^\circ\text{C}}$$

$$T_{left \text{ end}} = 100^\circ\text{C}$$

$$T_{inf} = 20^\circ\text{C}$$

$$\text{dia} = 0.5 \text{ cm}$$

$$\text{radius} = \frac{\text{dia}}{2}$$

$$P = \pi \text{ dia} \quad A = \pi \text{ radius}^2$$

$$L = \frac{L_{total}}{4}$$

$$P = 0.016 \text{ m}$$

$$A = 0.00002 \text{ m}^2$$

$$\text{radius} = 0.0025 \text{ m}$$

$$M = 150 \frac{\text{W}}{\text{m}^3 \cdot ^\circ\text{C}}$$

$$y_1(x) = Mx + h_1$$

$$k_{h_1} = \begin{bmatrix} P \int_0^{0.05\text{m}} y_1(x) \left(1 - \frac{x}{L}\right)^2 dx & P \int_0^{0.05\text{m}} y_1(x) \left(\frac{x}{L} - \frac{x^2}{L^2}\right) dx \\ P \int_0^{0.05\text{m}} y_1(x) \left(\frac{x}{L} - \frac{x^2}{L^2}\right) dx & P \int_0^{0.05\text{m}} y_1(x) \left(\frac{x^2}{L^2}\right) dx \end{bmatrix}$$

Develop stiffness matrices for each element

$$x = \frac{L_{total}}{4}$$

$$[k_{h_1}] = \begin{pmatrix} 0.0136 & 0.007 \\ 0.007 & 0.0146 \end{pmatrix} \frac{\text{W}}{^\circ\text{C}}$$

$$[k_1] = \frac{AK_{xx}}{L} \begin{pmatrix} 1 & -1 \\ -1 & 1 \end{pmatrix} + [k_{h_1}]$$

$$[k_1] = \begin{pmatrix} 0.0195 & 0.0011 \\ 0.0011 & 0.0205 \end{pmatrix} \frac{\text{W}}{^\circ\text{C}}$$

$$y_2(x) = Mx + y_1(x)$$

$$[k_{h_2}] = \begin{bmatrix} P \int_0^{0.05\text{m}} y_2(x) \left(1 - \frac{x}{L}\right)^2 dx & P \int_0^{0.05\text{m}} y_2(x) \left(\frac{x}{L} - \frac{x^2}{L^2}\right) dx \\ P \int_0^{0.05\text{m}} y_2(x) \left(\frac{x}{L} - \frac{x^2}{L^2}\right) dx & P \int_0^{0.05\text{m}} y_2(x) \left(\frac{x^2}{L^2}\right) dx \end{bmatrix}$$

$$[k_{h_2}] = \begin{pmatrix} 0.0141 & 0.0075 \\ 0.0075 & 0.016 \end{pmatrix} \frac{\text{W}}{^\circ\text{C}}$$

$$[k_2] = \frac{AK_{xx}}{L} \begin{pmatrix} 1 & -1 \\ -1 & 1 \end{pmatrix} + [k_{h_2}]$$

$$[k_2] = \begin{pmatrix} 0.02 & 0.0016 \\ 0.0016 & 0.0219 \end{pmatrix} \frac{\text{W}}{^\circ\text{C}}$$

$$y_3(x) = Mx + y_2(x)$$

$$[k_{h_3}] = \begin{bmatrix} P \int_0^{0.05\text{m}} y_3(x) \left(1 - \frac{x}{L}\right)^2 dx & P \int_0^{0.05\text{m}} y_3(x) \left(\frac{x}{L} - \frac{x^2}{L^2}\right) dx \\ P \int_0^{0.05\text{m}} y_3(x) \left(\frac{x}{L} - \frac{x^2}{L^2}\right) dx & P \int_0^{0.05\text{m}} y_3(x) \left(\frac{x^2}{L^2}\right) dx \end{bmatrix}$$

$$[k_{h_3}] = \begin{pmatrix} 0.015 & 8.018 \times 10^{-3} \\ 8.018 \times 10^{-3} & 0.018 \end{pmatrix} \frac{\text{W}}{^\circ\text{C}}$$

$$[k_3] = \frac{AK_{xx}}{L} \begin{pmatrix} 1 & -1 \\ -1 & 1 \end{pmatrix} + [k_{h_3}]$$

$$[k_3] = \begin{pmatrix} 0.02 & 2.127 \times 10^{-3} \\ 2.127 \times 10^{-3} & 0.023 \end{pmatrix} \frac{\text{W}}{^\circ\text{C}}$$

$$y_4(x) = Mx + y_3(x)$$

$$[k_{h_4}] = \begin{bmatrix} P \int_0^{0.05\text{m}} y_4(x) \left(1 - \frac{x}{L}\right)^2 dx & P \int_0^{0.05\text{m}} y_4(x) \left(\frac{x}{L} - \frac{x^2}{L^2}\right) dx \\ P \int_0^{0.05\text{m}} y_4(x) \left(\frac{x}{L} - \frac{x^2}{L^2}\right) dx & P \int_0^{0.05\text{m}} y_4(x) \left(\frac{x^2}{L^2}\right) dx \end{bmatrix}$$

$$[k_{h_4}] = \begin{pmatrix} 0.0151 & 0.0085 \\ 0.0085 & 0.019 \end{pmatrix} \frac{\text{W}}{^\circ\text{C}}$$

$$[k_4] = \frac{AK_{xx}}{L} \begin{pmatrix} 1 & -1 \\ -1 & 1 \end{pmatrix} + [k_{h_4}] + h_2 A \begin{pmatrix} 0 & 0 \\ 1 & 0 \end{pmatrix}$$

$$[k_4] = \begin{pmatrix} 0.0209 & 0.0026 \\ 0.0026 & 0.0264 \end{pmatrix} \frac{\text{W}}{^\circ\text{C}}$$

$$[K] = \begin{pmatrix} k_{1,0} & k_{1,1} & 0 & 0 & 0 \\ k_{1,0} & k_{1,1} + k_{2,0,0} & k_{2,0,1} & 0 & 0 \\ 0 & k_{2,1,0} & k_{2,1,1} + k_{3,0,0} & k_{3,0,1} & 0 \\ 0 & 0 & k_{3,1,0} & k_{3,1,1} + k_{4,0,0} & k_{4,0,1} \\ 0 & 0 & 0 & k_{4,1,0} & k_{4,1,1} \end{pmatrix}$$

Global [K]

$$[K] = \begin{pmatrix} 0.0195 & 0.0011 & 0 & 0 & 0 \\ 0.0011 & 0.0404 & 0.0016 & 0 & 0 \\ 0 & 0.0016 & 0.0424 & 0.0021 & 0 \\ 0 & 0 & 0.0021 & 0.0443 & 0.0026 \\ 0 & 0 & 0 & 0.0026 & 0.0264 \end{pmatrix} \frac{W}{^\circ C}$$

Element force matrices for each element

$$y_1(x) = 57.5 \frac{W}{m^2 \cdot ^\circ C} \quad h_{1ave} = \frac{h_1 + y_1(x)}{2} \quad h_{1ave} = 53.75 \frac{W}{m^2 \cdot ^\circ C}$$

$$y_2(x) = 65 \frac{W}{m^2 \cdot ^\circ C} \quad h_{2ave} = \frac{y_1(x) + y_2(x)}{2} \quad h_{2ave} = 61.25 \frac{W}{m^2 \cdot ^\circ C}$$

$$y_3(x) = 72.5 \frac{W}{m^2 \cdot ^\circ C} \quad h_{3ave} = \frac{y_2(x) + y_3(x)}{2} \quad h_{3ave} = 68.75 \frac{W}{m^2 \cdot ^\circ C}$$

$$y_4(x) = 80 \frac{W}{m^2 \cdot ^\circ C} \quad h_{4ave} = \frac{y_3(x) + y_4(x)}{2} \quad h_{4ave} = 76.25 \frac{W}{m^2 \cdot ^\circ C}$$

$$\{f_1\} = \frac{h_{1ave} T_{inf} PL}{2} \begin{pmatrix} 1 \\ 1 \end{pmatrix} \quad f_1 = \begin{pmatrix} 6.188 \\ 6.188 \end{pmatrix} W$$

$$\{f_2\} = \frac{h_{2ave} T_{inf} PL}{2} \begin{pmatrix} 1 \\ 1 \end{pmatrix} \quad f_2 = \begin{pmatrix} 7.051 \\ 7.051 \end{pmatrix} W$$

$$\{f_3\} = \frac{h_{3ave} T_{inf} PL}{2} \begin{pmatrix} 1 \\ 1 \end{pmatrix} \quad f_3 = \begin{pmatrix} 7.914 \\ 7.914 \end{pmatrix} W$$

$$\{f_4\} = \left[\frac{h_{4ave} T_{inf} PL}{2} \begin{pmatrix} 1 \\ 1 \end{pmatrix} \right] + \left[h_2 T_{inf} A \begin{pmatrix} 0 \\ 1 \end{pmatrix} \right] \quad f_4 = \begin{pmatrix} 8.778 \\ 9.238 \end{pmatrix} W$$

$$F_1 = f_{1,0}$$

$$F_2 = f_{1,1} + f_{2,0}$$

$$F_3 = f_{2,1} + f_{3,0}$$

$$F_4 = f_{3,1} + f_{4,0}$$

$$F_5 = f_{4,1}$$

$$F_1 = 6.188 W, F_2 = 13.239 W, F_3 = 14.966 W, F_4 = 16.692 W, F_5 = 9.238 W$$

Set up equations to solve for temperature

$$[K_{mod}] = \begin{pmatrix} k_{1,1} + k_{2,0,0} & k_{2,0,1} & 0 & 0 \\ k_{2,1,0} & k_{2,1,1} + k_{3,0,0} & k_{3,0,1} & 0 \\ 0 & k_{3,1,0} & k_{3,1,1} + k_{4,0,0} & k_{4,0,1} \\ 0 & 0 & k_{4,1,0} & k_{4,1,1} \end{pmatrix}$$

Guess

$$t_2 = 75^\circ\text{C}$$

$$t_3 = 60^\circ\text{C}$$

$$t_4 = 50^\circ\text{C}$$

$$t_5 = 25^\circ\text{C}$$

Given

$$\begin{bmatrix} F_2 + (-K_{1,0} T_{\text{left end}}) \\ F_3 \\ F_4 \\ F_5 \end{bmatrix} = K_{\text{mod}} \begin{pmatrix} t_2 \\ t_3 \\ t_4 \\ t_5 \end{pmatrix}$$

$$\begin{pmatrix} t_2 \\ t_3 \\ t_4 \\ t_5 \end{pmatrix} = \text{Find}(t_2, t_3, t_4, t_5)$$

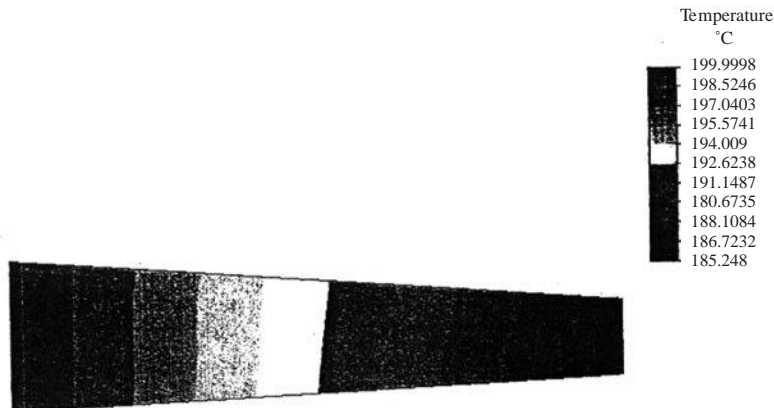
$$\begin{pmatrix} t_2 \\ t_3 \\ t_4 \\ t_5 \end{pmatrix} = \begin{pmatrix} 30.717 \\ 51.077 \\ 69.113 \\ 42.348 \end{pmatrix} ^\circ\text{C}$$


$$F_1 = (K_{0,0} \ K_{0,1}) \begin{pmatrix} T_{\text{left end}} \\ t_2 \end{pmatrix}$$

$$F_1 = 7.614 \text{ W}$$

- 13.12** A tapered aluminum fin ($k = \frac{200 \text{ W}}{\text{m} \cdot ^\circ\text{C}}$) shown in Figure P13-12, has a circular cross-section with base diameter of 1 cm and tip diameter of 0.5 cm. The base is maintained at 200°C and loses heat by convection to the surrounding at $T_\infty = 10^\circ\text{C}$, $h = 150 \frac{\text{W}}{\text{m}^2 \cdot ^\circ\text{C}}$. The tip of the fin is insulated. Assume one-dimensional heat flow and determine the temperatures at the quarter points along the fin. What is the rate of heat loss in Watts through each element? Use four elements with an average cross-sectional area for each element.

(Algor results)





13.13

$$[k^{(1)}] = \frac{AK_{xx}}{L} \begin{bmatrix} 1 & -1 \\ -1 & 1 \end{bmatrix} + hA \begin{bmatrix} 1 & 0 \\ 0 & 0 \end{bmatrix} \quad \text{Use unit area, } A = 1 \text{ ft}^2$$

$$= \frac{(1 \text{ ft}^2) \left(0.10 \frac{\text{Btu}}{\text{h} \cdot \text{ft} \cdot ^\circ\text{F}} \right)}{\frac{0.50 \text{ in.}}{12 \text{ in.}} (1 \text{ ft})} \begin{bmatrix} 1 & -1 \\ -1 & 1 \end{bmatrix} + 1.5 \frac{\text{Btu} \cdot 1 \text{ ft}^2}{\text{h} \cdot \text{ft}^2 \cdot ^\circ\text{F}} \begin{bmatrix} 1 & 0 \\ 0 & 0 \end{bmatrix}$$

$$[k^{(1)}] = \begin{bmatrix} 3.9 & -2.4 \\ -2.4 & 2.4 \end{bmatrix}$$

$$[k^{(2)}] = \frac{(1 \text{ ft}^2)(0.02)}{\frac{5 \text{ in.}}{12 \text{ in.}} (1 \text{ ft})} \begin{bmatrix} 1 & -1 \\ -1 & 1 \end{bmatrix} = \begin{bmatrix} 0.048 & -0.048 \\ -0.048 & 0.048 \end{bmatrix}$$

$$[k^{(3)}] = \frac{(1 \text{ ft}^2)(0.8)}{\frac{0.5 \text{ in.}}{12 \text{ in.}} (1 \text{ ft})} \begin{bmatrix} 1 & -1 \\ -1 & 1 \end{bmatrix} = 4 \frac{\text{Btu}}{\text{h} \cdot \text{ft}^2 \cdot ^\circ\text{F}} \begin{bmatrix} 0 & 0 \\ 0 & 1 \end{bmatrix}$$

$$[k^{(3)}] = \begin{bmatrix} 19.2 & -19.2 \\ -19.2 & 23.2 \end{bmatrix}$$

$$\{f^{(1)}\} = h T_\infty A \begin{Bmatrix} 1 \\ 0 \end{Bmatrix} = \left(1.5 \frac{\text{Btu}}{\text{h} \cdot \text{ft}^2 \cdot ^\circ\text{F}} \right) (1 \text{ ft}^2) (65^\circ\text{F}) \begin{Bmatrix} 1 \\ 0 \end{Bmatrix} = \begin{Bmatrix} 97.5 \\ 0 \end{Bmatrix}$$

$$\{f^{(3)}\} = h T_\infty A \begin{Bmatrix} 0 \\ 1 \end{Bmatrix} = \left(4.0 \frac{\text{Btu}}{\text{h} \cdot \text{ft}^2 \cdot ^\circ\text{F}} \right) (1 \text{ ft}^2) (0^\circ\text{F}) \begin{Bmatrix} 0 \\ 1 \end{Bmatrix} = \begin{Bmatrix} 0 \\ 0 \end{Bmatrix}$$

$$\{f^{(2)}\} = \begin{Bmatrix} 0 \\ 0 \end{Bmatrix}$$

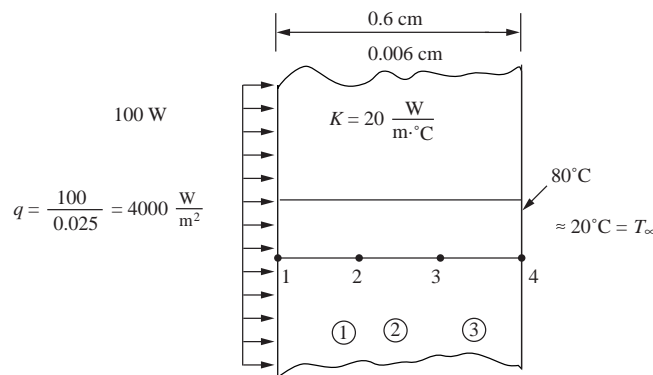
$$\{F\} = [K] \{t\}$$

$$\begin{Bmatrix} 97.5 \\ 0 \\ 0 \\ 0 \end{Bmatrix} = \begin{bmatrix} 3.9 & -2.4 & 0 & 0 \\ -2.4 & 2.448 & -0.048 & 0 \\ 0 & -0.048 & 19.248 & -19.2 \\ 0 & 0 & -19.2 & 23.2 \end{bmatrix} \begin{Bmatrix} t_1 \\ t_2 \\ t_3 \\ t_4 \end{Bmatrix}$$

Solving for t 's

$$t_1 = 63.05^\circ\text{F}, \quad t_2 = 61.83^\circ\text{F}, \quad t_3 = 0.884^\circ\text{F}, \quad t_4 = 0.731^\circ\text{F}$$

- 13.15** Base plate of an iron is 0.6 cm thick. The plate is subjected to 600 W of power over a base surface area of 250 cm² resulting in a uniform flux generated on the inside surface. The thermal conductivity of the metal base plate is $k = 20 \frac{\text{W}}{\text{m}\cdot^\circ\text{C}}$. The outside ambient temperature of plate is 20°C at steady state. Assume 1-D heat transfer through the plate thickness. Using 3 elements, model the plate to determine the temperatures at the inner surface and interior $\frac{1}{3}$ points.



From Mathcad solution

$$\begin{aligned} A &= 0.025 & K_{xx} &= 20 & h &= 20 & L &= 20 \\ q &= \frac{100}{A} & q &= 4 \times 10^3 & T_{\text{inf}} &= 20 & qA &= 100 \end{aligned}$$

$$[k_1] = \begin{pmatrix} 1 & -1 & 0 & 0 \\ -1 & 1 & 0 & 0 \\ 0 & 0 & 0 & 0 \\ 0 & 0 & 0 & 0 \end{pmatrix} \quad k_1 = A \frac{K_{xx}}{L} k_1 \quad [k_1] = \begin{pmatrix} 25 & -25 & 0 & 0 \\ -25 & 25 & 0 & 0 \\ 0 & 0 & 0 & 0 \\ 0 & 0 & 0 & 0 \end{pmatrix}$$

$$[k_{2c}] = A \frac{K_{xx}}{L} \begin{pmatrix} 0 & 0 & 0 & 0 \\ 0 & 1 & -1 & 0 \\ 0 & -1 & 1 & 0 \\ 0 & 0 & 0 & 0 \end{pmatrix} \quad k_2 = k_2 c \quad [k_2] = \begin{pmatrix} 0 & 0 & 0 & 0 \\ 0 & 25 & -25 & 0 \\ 0 & -25 & 25 & 0 \\ 0 & 0 & 0 & 0 \end{pmatrix}$$

$$[k_{3e}] = A \frac{K_{xx}}{L} \begin{pmatrix} 0 & 0 & 0 & 0 \\ 0 & 0 & 0 & 0 \\ 0 & 0 & 1 & -1 \\ 0 & 0 & -1 & 1 \end{pmatrix} \quad [k_{3h}] = h A \begin{pmatrix} 0 & 0 & 0 & 0 \\ 0 & 0 & 0 & 0 \\ 0 & 0 & 0 & 0 \\ 0 & 0 & 0 & 1 \end{pmatrix} \quad hA = 0.5$$

$$[k_3] = [k_{3c}] + [k_{3h}] \quad [k_3] = \begin{pmatrix} 0 & 0 & 0 & 0 \\ 0 & 0 & 0 & 0 \\ 0 & 0 & 25 & -25 \\ 0 & 0 & -25 & 25.5 \end{pmatrix}$$

$$\{f_q\} = \begin{pmatrix} 1 \\ 0 \\ 0 \\ 0 \end{pmatrix} qA \quad \{f_q\} = \begin{pmatrix} 100 \\ 0 \\ 0 \\ 0 \end{pmatrix} \quad \{f_h\} = h T_{\text{inf}} A \begin{pmatrix} 0 \\ 0 \\ 0 \\ 1 \end{pmatrix} \quad \{f_h\} = \begin{pmatrix} 0 \\ 0 \\ 0 \\ 10 \end{pmatrix}$$

$$\{f\} = \{f_q\} + \{f_h\} \quad \{f\} = \begin{pmatrix} 100 \\ 0 \\ 0 \\ 10 \end{pmatrix} \quad [K] = [k_1] + [k_2] + [k_3]$$

$$[k] = \begin{pmatrix} 25 & -25 & 0 & 0 \\ -25 & 50 & -25 & 0 \\ 0 & -25 & 50 & -25 \\ 0 & 0 & -25 & 25.5 \end{pmatrix}$$

$$\text{temps} = 1 \text{ solve } (k, f) \quad \text{temps} = \begin{pmatrix} 232 \\ 228 \\ 224 \\ 220 \end{pmatrix} \quad \text{temps}_1 = 228$$

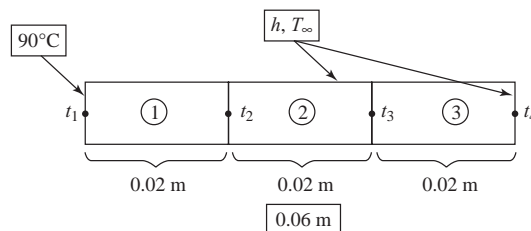
$$q_1 = -K_{xx} \left(\frac{-1}{L} \frac{1}{L} \right) \cdot \begin{pmatrix} \text{temps}_1 \\ \text{temps}_2 \end{pmatrix}$$

Remember to use the left bracket key to get the subscript temps 1 and temps 2.

$$q_1 = 4 \times 10^3$$

- 13.16** A hot surface of a plate is cooled by attaching fins (called pin fins) to it. The surface of the plate (left end of the fin) is at 90°C . The typical fin is 6 cm (0.06 m) long and has a cross-sectional area of $5 \times 10^{-6} \text{ m}^2$ with a perimeter of 0.006 m. The fin is made of copper with $k = 400 \frac{\text{W}}{\text{m}\cdot^\circ\text{C}}$. The temperature of the surrounding air is $T_\infty = 20^\circ\text{C}$ with heat transfer coefficient on the surface (including the right end) estimated to be $10 \frac{\text{W}}{\text{m}^2\cdot^\circ\text{C}}$.

Use three elements in your model to estimate the temperature distribution along the fin length.



$$[k^{(1)}] = \frac{AK_{xx}}{L} \begin{bmatrix} 1 & -1 \\ -1 & 1 \end{bmatrix} + \frac{hPL}{6} \begin{bmatrix} 2 & 1 \\ 1 & 2 \end{bmatrix} = \frac{5 \times 10^{-6} \cdot 400}{0.02} \begin{bmatrix} 1 & -1 \\ -1 & 1 \end{bmatrix} + \frac{10 \cdot 0.006 \cdot 0.02}{6} \begin{bmatrix} 2 & 1 \\ 1 & 2 \end{bmatrix}$$

$$[k^{(1)}] = \begin{bmatrix} 0.1004 & -0.0998 \\ -0.0998 & 0.1004 \end{bmatrix} \frac{\text{W}}{^\circ\text{C}} = [k^{(2)}]$$

$$[k^{(3)}] = [k^{(1)}] + hA \begin{bmatrix} 0 & 0 \\ 0 & 1 \end{bmatrix} = \begin{bmatrix} 0.1004 & -0.0998 \\ -0.0998 & 0.1004 \end{bmatrix} + 10.5 \times 10^{-6} \begin{bmatrix} 0 & 0 \\ 0 & 1 \end{bmatrix}$$

$$\therefore [k^{(3)}] = \begin{bmatrix} 0.1004 & -0.0998 \\ -0.0998 & 0.10045 \end{bmatrix} \left(\frac{\text{W}}{^\circ\text{C}} \right)$$

$$\{f^{(1)}\} = \frac{hT_\infty PL}{2} \begin{Bmatrix} 1 \\ 1 \end{Bmatrix} = \frac{10 \cdot 20^\circ\text{C} \cdot 0.006\text{m} \cdot 0.02\text{m}}{2} \begin{Bmatrix} 1 \\ 1 \end{Bmatrix} = \begin{Bmatrix} 0.012 \\ 0.012 \end{Bmatrix} \text{W}$$

$$\{f^{(2)}\} = \{f^{(1)}\}$$

$$\{f^{(3)}\} = \{f^{(1)}\} + hT_\infty A \begin{Bmatrix} 0 \\ 1 \end{Bmatrix} = \{f^{(1)}\} + 10.20^\circ\text{C} \cdot 5 \times 10^{-6} \text{m}^2 \begin{Bmatrix} 0 \\ 1 \end{Bmatrix}$$

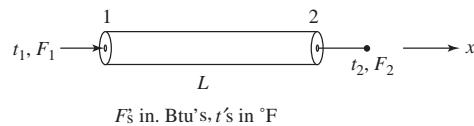
$$\{f^{(3)}\} = \begin{Bmatrix} 0.012 \\ 0.012 \end{Bmatrix} \text{W}$$

$$\begin{bmatrix} 0.1004 & -0.0998 & 0 & 0 \\ & 2(0.1004) & -0.0998 & 0 \\ & & 2(0.1004) & -0.0998 \\ \text{Symmetry} & & & 0.10045 \end{bmatrix} \begin{Bmatrix} t_1 = 90^\circ\text{C} \\ t_2 \\ t_3 \\ t_4 \end{Bmatrix} = \begin{Bmatrix} 0.012 + h \\ 2(0.012) \\ 2(0.012) \\ 0.013 \end{Bmatrix}$$

Solving Equations (2-4),

$$t_2 = 87.95^\circ\text{C}, \quad t_3 = 86.72^\circ\text{C}, \quad t_4 = 86.24^\circ\text{C}$$

13.17



Fourier's law

$$q = -K_{xx} \frac{dT}{dx} \left(\frac{\text{Btu}}{\text{ft}^2} \right) \quad (1)$$

Want to link thermal inputs F_1 and F_2 to nodal temperatures t_1 and t_2

$$[T] = [N] \{t\} = \begin{bmatrix} 1 & -\frac{x}{L} & \frac{x}{L} \end{bmatrix} \begin{Bmatrix} t_1 \\ t_2 \end{Bmatrix} \quad (2)$$

$$\frac{d[T]}{dx} = \begin{bmatrix} -\frac{1}{L} & \frac{1}{L} \end{bmatrix} \begin{Bmatrix} t_1 \\ t_2 \end{Bmatrix} = [B] \{t\} \quad (3)$$

Total heat input at node 1 is

$$F_1 = qA \quad (4)$$

and at node 2

$$F_2 = -qA \text{ (negative sign accounts for the positive direction of } F_2 \text{ being an output at node 2)} \quad (5)$$

Using Equations (1) and (3) in (4) and (5), we have

$$F_1 = -K_{xx} [B] \{t\} A \quad F_2 = K_{xx} [B] \{t\} A \quad (6)$$

or

$$\begin{Bmatrix} F_1 \\ F_2 \end{Bmatrix} = \frac{K_{xx} A}{L} \begin{bmatrix} 1 & -1 \\ -1 & 1 \end{bmatrix} \begin{Bmatrix} t_1 \\ t_2 \end{Bmatrix} \quad (7)$$

$$\therefore [k] = \frac{K_{xx} A}{L} \begin{bmatrix} 1 & -1 \\ -1 & 1 \end{bmatrix} \text{ element conductivity matrix}$$

13.18



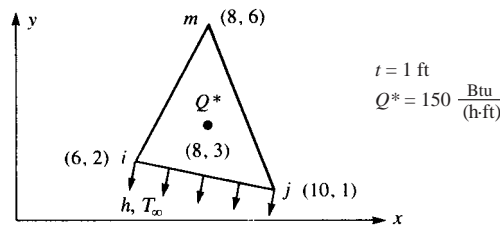
See Equation (13.4.28)

Now convection from left end

$$[K_{h_{\text{left}}}] = hA \begin{bmatrix} 1 & 0 \\ 0 & 0 \end{bmatrix}$$

$$\{f_{h_{\text{left}}}\} = h T_{\infty} A \begin{Bmatrix} 1 \\ 0 \end{Bmatrix}$$

13.19



$$[k] = [B]^T [D] [B] t A + \int_s h [N]^T [N] ds$$

$$\alpha_i = x_j y_m - x_m y_j = (10)(6) - (8)(1) = 52$$

$$\alpha_j = x_m y_i - x_i y_m = (8)(2) - (6)(6) = -20$$

$$\alpha_m = x_i y_j - x_j y_i = (6)(1) - (10)(2) = -14$$

$$\beta_i = y_j - y_m = 1 - 6 = -5$$

$$\beta_j = y_m - y_i = 6 - 2 = 4$$

$$\beta_m = y_i - y_j = 2 - 1 = 1$$

$$\gamma_i = x_m - x_j = 8 - 10 = -2$$

$$\gamma_j = x_i - x_m = 6 - 8 = -2$$

$$\gamma_m = x_j - x_i = 10 - 6 = 4$$

$$2A = \begin{vmatrix} 1 & x_i & y_i \\ 1 & x_j & y_j \\ 1 & x_m & y_m \end{vmatrix} = \begin{vmatrix} 1 & 6 & 2 \\ 1 & 10 & 1 \\ 1 & 8 & 6 \end{vmatrix} = 18 \text{ ft}^2$$

Conduction part of $[k] = [k_c]$

$$\begin{aligned} [k_c] &= \frac{1}{2A} \begin{bmatrix} \beta_i & \gamma_i \\ \beta_j & \gamma_j \\ \beta_m & \gamma_m \end{bmatrix} \begin{bmatrix} K_{xx} & 0 \\ 0 & K_{yy} \end{bmatrix} \frac{1}{2A} \begin{bmatrix} \beta_i & \beta_j & \beta_m \\ \gamma_i & \gamma_j & \gamma_m \end{bmatrix} tA \\ &= \frac{1}{18} \begin{bmatrix} -5 & -2 \\ 4 & -2 \\ 1 & 4 \end{bmatrix} \begin{bmatrix} 15 & 0 \\ 0 & 15 \end{bmatrix} \frac{1}{18} \begin{bmatrix} -5 & 4 & 1 \\ -2 & -2 & 4 \end{bmatrix} (1 \text{ ft}) (9 \text{ ft}^2) \\ [k_c] &= \begin{bmatrix} 12.08 & -6.67 & -5.42 \\ & 8.33 & -1.67 \\ \text{Symmetry} & & 7.08 \end{bmatrix} \end{aligned}$$

Convection part of $[k] = [k_h]$

$$L_{ij} = 4.123 \text{ ft}$$

$$\begin{aligned} [k_h] &= \frac{hL_{ij}t}{6} \begin{bmatrix} 2 & 1 & 0 \\ 1 & 2 & 0 \\ 0 & 0 & 0 \end{bmatrix} = \frac{(20)(4.123)(1)}{6} \begin{bmatrix} 2 & 1 & 0 \\ 1 & 2 & 0 \\ 0 & 0 & 0 \end{bmatrix} \\ &= \begin{bmatrix} 27.49 & 13.74 & 0 \\ & 27.49 & 0 \\ \text{Symmetry} & & 0 \end{bmatrix} \end{aligned}$$

Total $[k] = [k_c] + [k_h]$

$$[k] = \begin{bmatrix} 39.57 & 7.08 & -5.42 \\ & 35.82 & -1.67 \\ \text{Symmetry} & & 7.08 \end{bmatrix} \frac{\text{Btu}}{\text{h} \cdot ^\circ\text{F}}$$

Force matrix

$$\{f\} = \int_V [N]^T Q dV + \int_{S_2} [N]^T q ds + \int_{S_3} [N]^T h T_\infty ds$$

$$q = 0$$

For point source $Q^* = \bar{Q}$

$$\{f_Q\} = \bar{Q}t \begin{Bmatrix} N_i \\ N_j \\ N_m \end{Bmatrix} \Big|_{x=8, y=3}$$

$$N_i = \frac{1}{2A} (\alpha_i + \beta_i x + \gamma_i y) \Big|_{x=8, y=3}$$

$$N_i = \frac{1}{18} (52 + (-5)(8) + (-2)(3)) = 0.333$$

$$N_j = \frac{1}{18} (-20 + (4)(8) + (-2)(3)) = 0.333$$

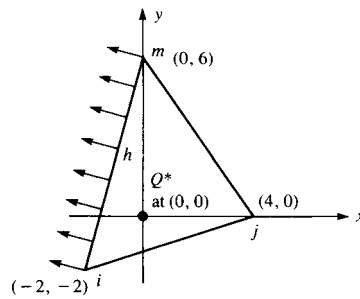
$$N_m = \frac{1}{18} (-14 + (1)(8) + (4)(3)) = 0.333$$

$$\therefore \{f_Q\} = 150 (1) \begin{Bmatrix} 0.333 \\ 0.333 \\ 0.333 \end{Bmatrix} = \begin{Bmatrix} 50 \\ 50 \\ 50 \end{Bmatrix} \frac{\text{Btu}}{\text{h}}$$

$$\{f_h\} = \frac{hT_\infty L_{ij}t}{2} \begin{Bmatrix} 1 \\ 1 \\ 0 \end{Bmatrix} = \frac{(20)(70)(4.123)1}{2} \begin{Bmatrix} 1 \\ 1 \\ 0 \end{Bmatrix}$$

$$\{f_h\} = \begin{Bmatrix} 2886 \\ 2886 \\ 0 \end{Bmatrix} \therefore \{f\} = \begin{Bmatrix} 50 + 2886 \\ 50 + 2886 \\ 50 + 0 \end{Bmatrix} = \begin{Bmatrix} 2936 \\ 2936 \\ 50 \end{Bmatrix} \frac{\text{Btu}}{\text{h}}$$

13.20



$$[k] = tA [B]^T [D] [B] + \frac{h L_{im}}{6} \begin{bmatrix} 2 & 0 & 1 \\ 0 & 0 & 0 \\ 1 & 0 & 2 \end{bmatrix} \quad (1)$$

$$2A = \begin{vmatrix} 1 & -2 & -2 \\ 1 & 4 & 0 \\ 1 & 0 & 6 \end{vmatrix} = 44$$

$$L_{im} = 8.246 \text{ m}$$

$$\beta_i = -6, \beta_j = 8, \beta_m = -2$$

$$\gamma_i = -4, \gamma_j = -2, \gamma_m = 6$$

$$N_i = \frac{1}{44} [24 + (-6)(0) + 0] = 0.545$$

$$N_j = \frac{1}{44} [12 + 8(0) + 0] = 0.278$$

$$N_m = \frac{1}{44} [8 + (-2)(0) + 0] = 0.181$$

By (1)

$$[K] = \frac{1}{4(22)} \begin{bmatrix} -6 & -4 \\ 8 & -2 \\ -2 & 6 \end{bmatrix} \begin{bmatrix} 15 & 0 \\ 0 & 15 \end{bmatrix} \begin{bmatrix} -6 & 8 & -2 \\ -4 & -2 & 6 \end{bmatrix}$$

$$+ \frac{20(8.246)}{6} \begin{bmatrix} 2 & 0 & 1 \\ 0 & 0 & 0 \\ 1 & 0 & 2 \end{bmatrix}$$

$$[k] = \begin{bmatrix} 63.9 & -6.82 & 25.45 \\ & 11.6 & -4.77 \\ \text{Symmetry} & & 61.82 \end{bmatrix} \frac{\text{W}}{^\circ\text{C}}$$


$$\{f\} = \int_v [N]^T |_{(0,0)} Q^* dV + \int_{S_3} hT_\infty [N]_{\text{Along } S_3}^T ds$$

$$= Q^* \times \begin{Bmatrix} N_i \\ N_j \\ N_m \end{Bmatrix}_{(0,0)} + \frac{hT_\infty L_{im}}{2} \begin{Bmatrix} 1 \\ 0 \\ 1 \end{Bmatrix}$$

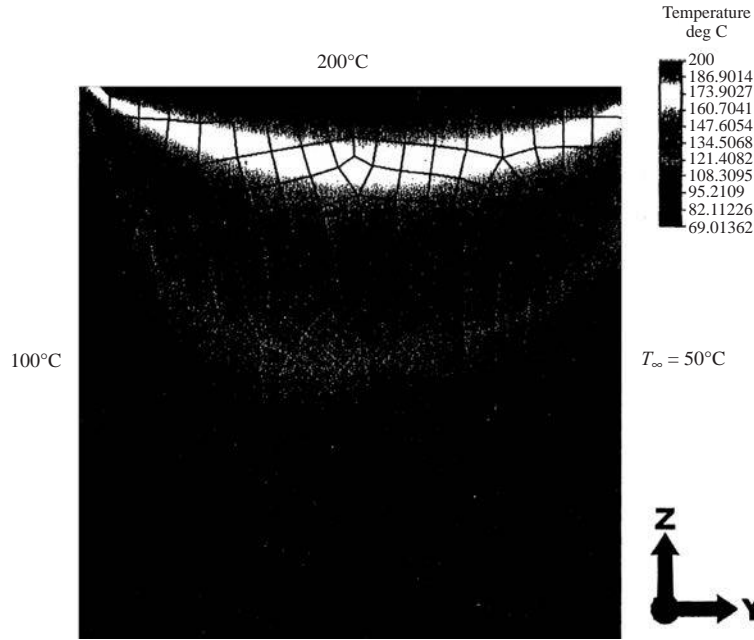
$$= 100 \begin{Bmatrix} 0.545 \\ 0.273 \\ 0.183 \end{Bmatrix} + \frac{(20)(15)(8.246)}{2} \begin{Bmatrix} 1 \\ 0 \\ 1 \end{Bmatrix}$$

$$\{f\} = \begin{Bmatrix} 1291 \\ 27.3 \\ 1254 \end{Bmatrix} \text{ W}$$

13.21



13.22 For the square plate in figure P13-22, determine the temperature distribution. Let $K_{xx} = K_{yy} = 10 \frac{W}{m \cdot ^\circ C}$, and $h = 20 \frac{W}{m^2 \cdot ^\circ C}$. The temperature along the left side is maintained at $100^\circ C$ and that along the top side is maintained at $200^\circ C$.



Load Case: 1 of 1
 Maximum Value: 200 deg C
 Minimum Value: 69.0136 deg C

The maximum temperature is along the top edge of the plate and is $200^\circ C$. The smallest temperature is at the lower right edge of the plate and is $69.01^\circ C$.

13.23

HEAT—Problem 13–23
 $K_{XX} = 1.0$ $K_{YY} = 1.0$
 CONVECTION COEFF = 0.0
 FLUID TEMPERATURE = 0.0
 SEMI-BANDWIDTH = 4

NEL	NODE	NUMBER	X(1)	Y(1)	
1	1	2	3	0.0000	2.0000
2	2	5	3	0.0000	0.0000
3	3	5	4	0.7500	1.0000
4	1	3	4	0.0000	2.0000
5	4	5	6	1.5000	2.0000
6	5	e	6	1.5000	0.0000
7	6	8	7	2.2500	1.0000
8	4	6	7	1.5000	2.0000

X(2)	Y(2)	X(3)	Y(3)
0.0000	0.0000	0.7500	1.0000
1.5000	0.0000	0.7500	1.0000

1.5000	0.0000	1.5000	2.0000
0.7500	1.0000	1.5000	2.0000
1.5000	0.0000	2.2500	1.0000
3.0000	0.0000	2.2500	1.0000
3.0000	0.0000	3.0000	2.0000
2.2500	1.0000	3.0000	2.0000

PRESCRIBED NODAL TEMPERATURE VALUES

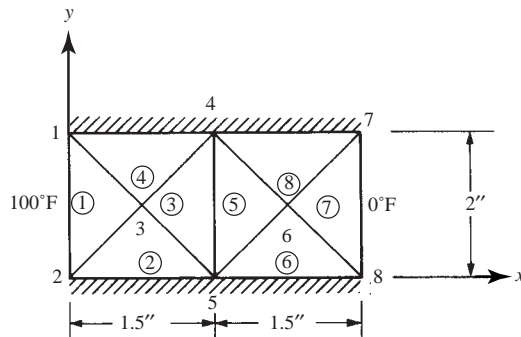
1	0.10000E+03
2	0.10000E+03
7	0.00000E+00
8	0.00000E+00

RESULTING NODAL TEMPERATURE VALUES

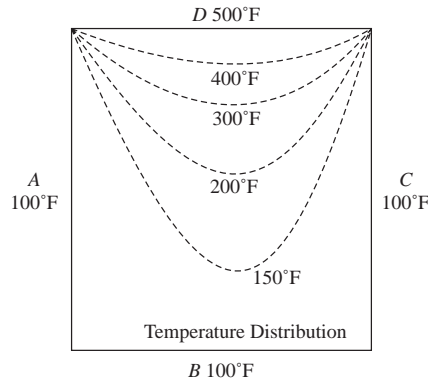
1	0.10000E+03	2	0.10000E+03
3	0.75000E+02	4	0.50000E+02
5	0.50000E+02		
6	0.25000E+02	7	0.00000E+00
8	0.00000E+00		

ELEMENT RESULTANTS

ELEMENT	GRAD (X)	GRAD (Y)	AVE TEMP
1	-0.3333E+02	0.0000E+00	0.9167E+02
2	-0.3333E+02	0.0000E+00	0.7500E+02
3	-0.3333E+02	-0.1907E-05	0.5833E+02
4	-0.3333E+02	-0.1907E-05	0.7500E+02
5	-0.3333E+02	-0.1907E-05	0.4167E+02
6	-0.3333E+02	0.0000E+00	0.2500E+02
7	-0.3333E+02	0.0000E+00	0.8333E+01
8	-0.3333E+02	-0.1907E+05	0.2500E+02



5	0.20000E + 03
10	0.10647E + 03
15	0.15418E + 03
20	0.85000E + 02
25	0.13588E + 03
30	0.16754E + 03
35	0.13246E + 03
40	0.85000E + 02



13.25 Same model as in Problem 13.24

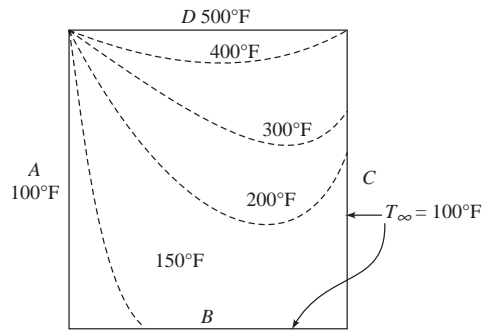
Now convection from right side and bottom.

- Convection from side 1 of element 1
- Convection from side 1 of element 2
- Convection from side 1 of element 3
- Convection from side 1 of element 4
- Convection from side 2 of element 4
- Convection from side 2 of element 12
- Convection from side 2 of element 20
- Convection from side 2 of element 28

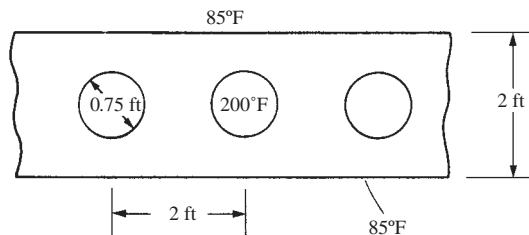
ELEMENT RESULTANTS

ELEMENT	GRAD(X)	GRAD(Y)	AVE TEMP
1	0.1618E+03	0.6971E+02	0.1328E+03
2	0.9794E+02	0.1099E+03	0.1659E+03
3	-0.1227E+00	0.1318E+03	0.1759E+03
4	0.4868E+02	-0.5679E+02	0.1473E+03
5	0.2315E+03	0.0000E+00	0.1193E+03
6	0.1381E+03	0.6971E+02	0.1636E+03
7	0.2178E+02	0.1099E+03	0.1851E+03
8	-0.6407E+02	0.1318E+03	0.1815E+03
9	0.2315E+03	0.1631E+03	0.1522E+03
10	0.1381E+03	0.2262E+03	0.1997E+03
11	0.2178E+02	0.2176E+03	0.2142E+03
12	-0.6407E+02	-0.5051E+02	0.1830E+03
13	0.3946E+03	0.0000E+00	0.1329E+03
14	0.2012E+03	0.1631E+03	0.2018E+03
15	0.1319E+02	0.2262E+03	0.2312E+03
16	-0.3322E+03	0.2176E+03	0.2064E+03
17	0.3946E+03	0.3565E+03	0.1955E+03
18	0.2012E+03	0.4142E+03	0.2667E+03
19	0.1319E+02	0.4841E+03	0.2915E+03
20	-0.3322E+03	0.1633E+03	0.3072E+03
21	0.7512E+03	0.0000E+00	0.1626E+03

22	0.2589E+03	0.3565E+03	0.2797E+03
23	0.8312E+02	0.4142E+03	0.3249E+03
24	0.6042E+02	0.4841E+03	0.3380E+03
25	0.7512E+03	0.3488E+03	0.2959E+03
26	0.2539E+03	0.5900E+03	0.3801E+03
27	0.8312E+02	0.5068E+03	0.4086E+03
28	0.6042E+02	0.4464E+03	0.4206E+03
29	0.0000E+00	0.1600E+04	0.3667E+03
30	0.0000E+00	0.8488E+03	0.4293E+03
31	0.0000E+00	0.5900E+03	0.4508E+03
32	0.0000E+00	0.5068E+03	0.4579E+03



13.26

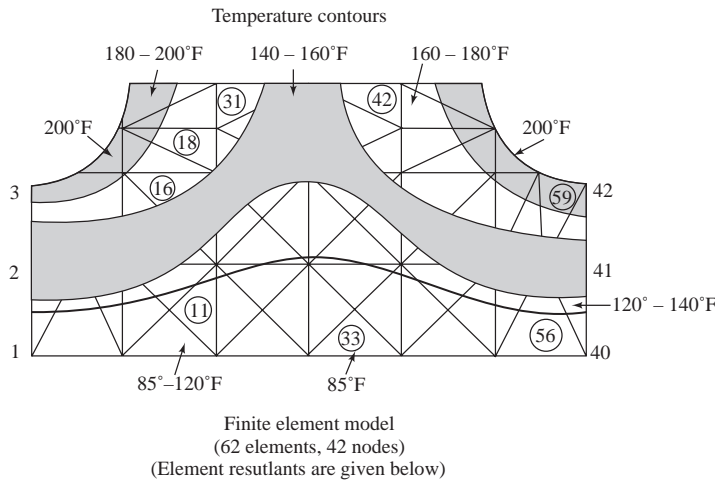


PRESCRIBED NODAL TEMPERATURE VALUES

1	0.85000E+02
3	0.20000E+03
5	0.20000E+03
6	0.85000E+02
9	0.20000E+03
12	0.20000E+03
13	0.85000E+02
20	0.85000E+02
26	0.85000E+02
33	0.20000E+03
34	0.85000E+02
37	0.20000E+03
39	0.20000E+03
40	0.85000E+02
42	0.20000E+03

RESULTING NODAL TEMPERATURE VALUES

1	0.85000E+02	2	0.13937E+03	3	0.20000E+03	4	0.13737E+03
6	0.85000E+02	7	0.13246E+03	8	0.18216E+03	9	0.20000E+03
11	0.14805E+03	12	0.20000E+03	13	0.85000E+02	14	0.12341E+03
16.	0.16387E+03	17	0.16754E+03	18	0.10324E+03	19	0.13588E+03
21	0.11956E+03	22	0.14636E+03	23	0.15741E+03	24	0.10324E+03
26	0.85000E+02	27	0.12341E+03	28	0.15418E+03	29	0.16387E+03
31	0.10647E+03	32	0.14805E+03	33	0.20000E+03	34	0.85000E+02
36	0.18216E+03	37	0.20000E+03	38	0.13737E+03	39	0.20000E+03
41	0.13937E+03	42	0.20000E+03				

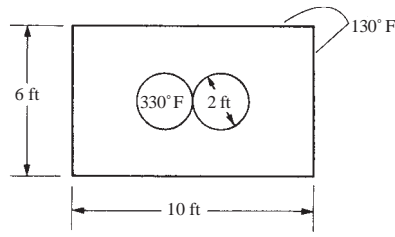


ELEMENT RESULTANTS

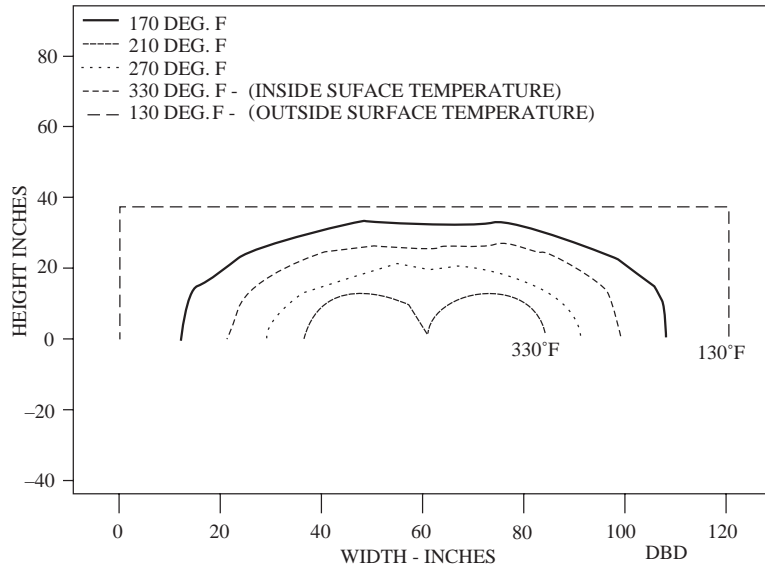
ELEMENT	GRAD(X)	GRAD(Y)	AVE TEMP
1	-0.1194E+02	0.1631E+03	0.1206E+03
2	-0.1194E+02	0.2079E+03	0.1589E+03
3	-0.4697E+02	0.1879E+03	0.1791E+03
4	-0.1071E+03	0.1071E+03	0.1941E+03
5	-0.1071E+03	0.1491E+03	0.1715E+03
6	-0.2951E+02	0.1879E+03	0.1566E+03
7	0.2787E-05	0.1571E+03	0.1025E+03
8	-0.2951E+02	0.1424E+03	0.1183E+03
9	-0.1357E+02	0.1424E+03	0.1080E+03
10	-0.2092E-04	0.1288E+03	0.9216E+02
11	-0.1357E+02	0.1152E+03	0.1050E+03
12	-0.2714E+02	0.1288E+03	0.1208E+03
13	-0.5554E+02	0.1491E+03	0.1542E+03
14	-0.2714E+02	0.1207E+03	0.1346E+03
15	-0.5554E+02	0.9231E+02	0.1419E+03
16	-0.8394E+02	0.1207E+03	0.1615E+03
17	-0.8394E+02	0.1071E+03	0.1788E+03
18	-0.1084E+03	0.5818E+02	0.1727E+03

19	-0.1084E+03	0.2197E+02	0.1771E+03
20	-0.1113E+03	0.2783E+02	0.1892E+03
21	-0.5775E+01	0.1152E+03	0.1039E+03
22	0.2190E-04	0.1095E+03	0.9108E+02
23	-0.5775E+01	0.1037E+03	0.1026E+03
24	-0.1155E+02	0.1095E+03	0.1154E+03
25	-0.1751E+02	0.9231E+02	0.1378E+03
26	-0.1155E+02	0.8635E+02	0.1263E+03
27	-0.1751E+02	0.8039E+02	0.1339E+03
28	-0.2347E+02	0.8635E+02	0.1455E+03
29	-0.2347E+02	0.5818E+02	0.1548E+03
30	-0.3597E+02	0.3317E+02	0.1559E+03
31	-0.3037E+02	0.2197E+02	0.1629E+03
32	0.5775E+01	0.1037E+03	0.1026E+03
33	0.6646E-05	0.1095E+03	0.9108E+02
34	0.5775E+01	0.1152E+03	0.1039E+03
35	0.1155E+02	0.1095E+03	0.1154E+03
36	0.1751E+02	0.8039E+02	0.1339E+03
37	0.1155E+02	0.8635E+02	0.1263E+03
38	0.1751E+02	0.9231E+02	0.1378E+03
39	0.2347E+02	0.8635E+02	0.1455E+03
40	0.2347E+02	0.5818E+02	0.1548E+03
41	0.3597E+02	0.3317E+02	0.1559E+03
42	0.3037E+02	0.2197E+02	0.1629E+03
43	0.1357E+02	0.1152E+03	0.1050E+03
44	0.3809E-05	0.1288E+03	0.9216E+02
45	0.1357E+02	0.1424E+03	0.1080E+03
46	0.2715E+02	0.1288E+03	0.1208E+03
47	0.5554E+02	0.9231E+02	0.1419E+03
48	0.2715E+02	0.1207E+03	0.1346E+03
49	0.5554E+02	0.1491E+03	0.1542E+03
50	0.8394E+02	0.1207E+03	0.1615E+03
51	0.8394E+02	0.1071E+03	0.1788E+03
52	0.1084E+03	0.5818E+02	0.1727E+03
53	0.1084E+03	0.2197E+02	0.1771E+03
54	0.1113E+03	0.2783E+02	0.1892E+03
55	0.2951E+02	0.1424E+03	0.1183E+03
56	0.9467E-06	0.1571E+03	0.1025E+03
57	0.1194E+02	0.1631E+03	0.1206E+03
58	0.1194E+02	0.2079E+03	0.1589E+03
59	0.4697E+02	0.1879E+03	0.1791E+03
60	0.2951E+02	0.1879E+03	0.1566E+03
61	0.1071E+03	0.1491E+03	0.1715E+03
62	0.1071E+03	0.1071E+03	0.1941E+03

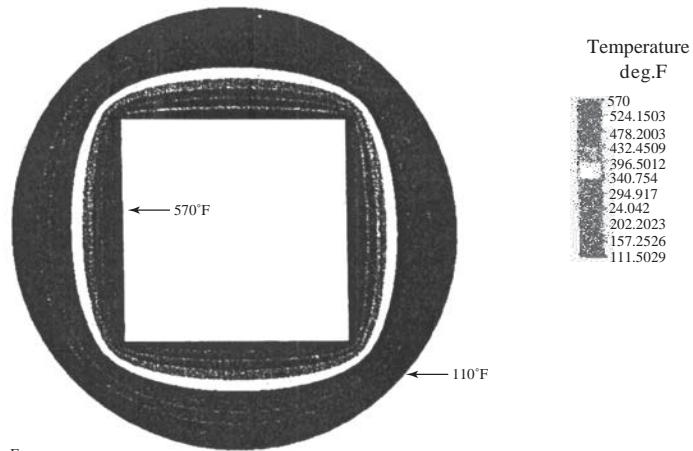
13.27




TEMPERATURE DISTRIBUTION IN CHIMNEY CROSS SECTION



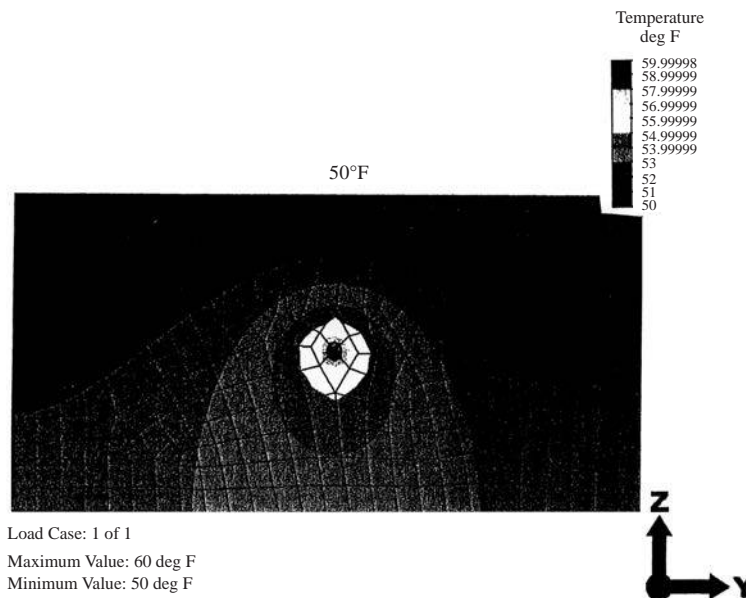
13.28



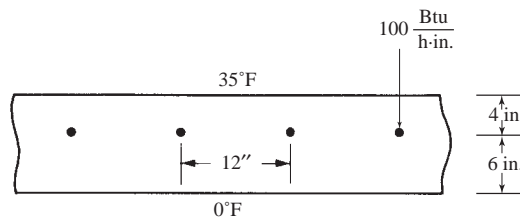
Load Case 1 of 1
 Maximum Value: 570 deg F
 Minimum Value: 111.503 deg F

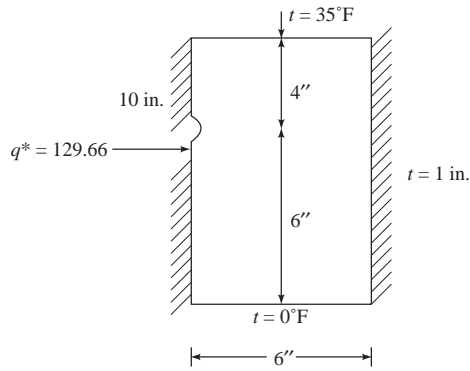


13.29 The temperature distribution of the earth is shown below with a 60 °F oil pipe 15 ft under the earth's surface at 50 °F.



13.30







$$K = 0.50 \frac{\text{Btu}}{\text{h} \cdot \text{ft} \cdot ^\circ\text{F}} \frac{778 \text{ lb} \cdot \text{ft}}{1 \text{ Btu}} \frac{1 \text{ h}}{3600 \text{ s}} = 0.108056 \frac{\text{in} \cdot \text{lb}}{\text{s} \cdot \text{in} \cdot ^\circ\text{F}}$$

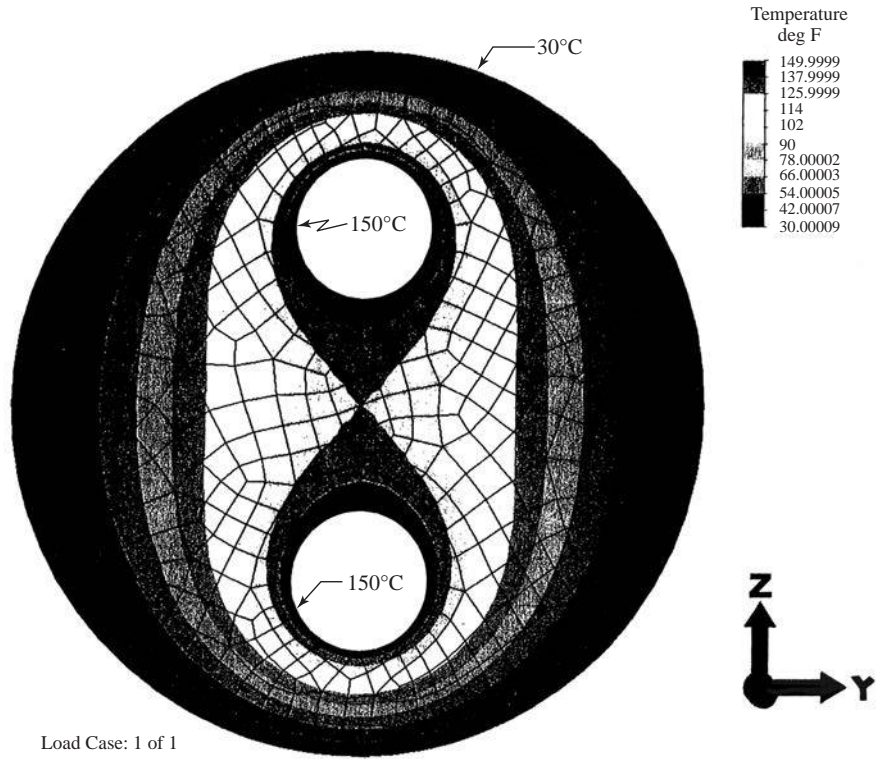
$$q^* = 50 \frac{\text{Btu}}{\text{hr}} \left[\frac{1 \text{ hr}}{60 \text{ min}} \right] \left[\frac{1 \text{ min}}{60 \text{ s}} \right] \left[\frac{778 \text{ lbf} \cdot \text{ft}}{1 \text{ Btu}} \right] \left[\frac{12 \text{ in}}{1 \text{ ft}} \right] = 129.66 \frac{\text{lbf} \cdot \text{in}}{\text{s}}$$

Heat source

$$q^* = 129.66 \frac{\text{lbf} \cdot \text{in}}{\text{s}}$$

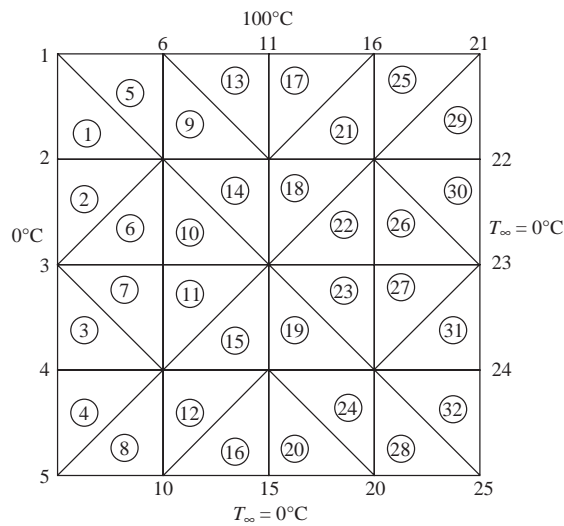


13.31



Load Case: 1 of 1
 Maximum Value: 150 deg C
 Minimum Value: 30.0001 deg C

13.32



KXX = 10.0 KYY = 10.0
 CONVECTION COEFF = 10.0
 FLUID TEMPERATURE = 0.0
 SEMI-BANDWIDTH = 7

NEL	NODE	NUMBER	X(1)	Y(1)	X(2)	Y(2)	X(3)	Y(3)
1	1	2	7	0.0000	1.0000	0.0000	0.8000	0.2000
2	2	3	8	0.0000	0.8000	0.0000	0.5000	0.5000

3	3	4	8	0.0000	0.5000	0.0000	0.2000	0.2000	0.5000
4	4	5	9	0.0000	0.2000	0.0000	0.0000	0.2000	0.2000
5	1	7	6	0.0000	1.0000	0.2000	0.8000	0.2000	1.0000
6	2	8	7	0.0000	0.8000	0.2000	0.5000	0.2000	0.8000
7	4	9	8	0.0000	0.2000	0.2000	0.2000	0.2000	0.5000
8	5	10	9	0.0000	0.0000	0.2000	0.0000	0.2000	0.2000
9	6	7	12	0.2000	1.0000	0.2000	0.8000	0.5000	0.8000
10	7	8	13	0.2000	0.8000	0.2000	0.5000	0.5000	0.5000
11	8	9	13	0.2000	0.5000	0.2000	0.2000	0.5000	0.5000
12	9	10	14	0.2000	0.2000	0.2000	0.0000	0.5000	0.2000
13	6	12	11	0.2000	1.0000	0.5000	0.8000	0.5000	1.0000
14	7	13	12	0.2000	0.8000	0.5000	0.5000	0.5000	0.8000
15	9	14	13	0.2000	0.2000	0.5000	0.2000	0.5000	0.5000
16	10	15	14	0.2000	0.0000	0.5000	0.0000	0.5000	0.2000
17	11	12	16	0.5000	1.0000	0.5000	0.8000	0.8000	1.0000
18	12	13	17	0.5000	0.8000	0.5000	0.5000	0.8000	0.8000
19	13	14	19	0.5000	0.5000	0.5000	0.2000	0.8000	0.2000
20	14	15	20	0.5000	0.2000	0.5000	0.0000	0.8000	0.0000
21	12	17	16	0.5000	0.8000	0.8000	0.8000	0.8000	1.0000
22	13	18	17	0.5000	0.5000	0.8000	0.5000	0.8000	0.8000
23	13	19	18	0.5000	0.5000	0.8000	0.2000	0.8000	0.5000
24	14	20	19	0.5000	0.2000	0.8000	0.0000	0.8000	0.2000
25	16	17	21	0.8000	1.0000	0.8000	0.8000	1.0000	1.0000
26	17	18	22	0.8000	0.8000	0.8000	0.5000	1.0000	0.8000
27	18	19	24	0.8000	0.5000	0.8000	0.2000	1.0000	0.2000
28	19	20	25	0.8000	0.2000	0.8000	0.0000	1.0000	0.0000
29	17	22	21	0.8000	0.8000	1.0000	0.8000	1.0000	1.0000
30	18	23	22	0.8000	0.5000	1.0000	0.5000	1.0000	0.8000
31	18	24	23	0.8000	0.5000	1.0000	0.2000	1.0000	0.5000
32	19	25	24	0.8000	0.2000	1.0000	0.0000	1.0000	0.2000

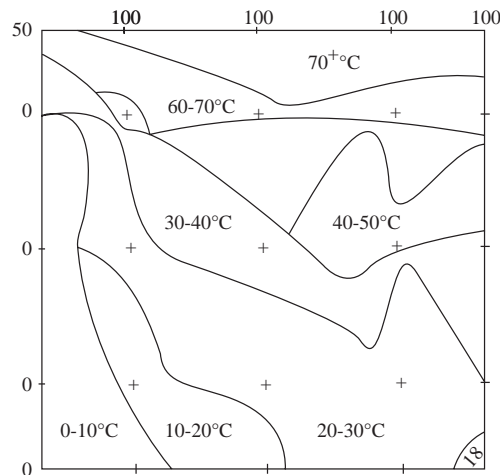
CONVECTION FROM SIDE 1 OF ELEMENT	8	*PRESCRIBED NODAL TEMPERATURE VALUES*		
CONVECTION FROM SIDE 1 OF ELEMENT	16	2	0.00000E+00	
CONVECTION FROM SIDE 2 OF ELEMENT	20	3	0.00000E+00	
CONVECTION FROM SIDE 2 OF ELEMENT	28	4	0.00000E+00	
CONVECTION FROM SIDE 3 OF ELEMENT	29	5	0.00000E+00	
CONVECTION FROM SIDE 3 OF ELEMENT	30	6	0.10000E+03	
CONVECTION FROM SIDE 2 OF ELEMENT	31	11	0.10000E+03	
CONVECTION FROM SIDE 2 OF ELEMENT	32	16	0.10000E+03	
		21	0.10000E+03	

RESULTING NODAL TEMPERATURE VALUES

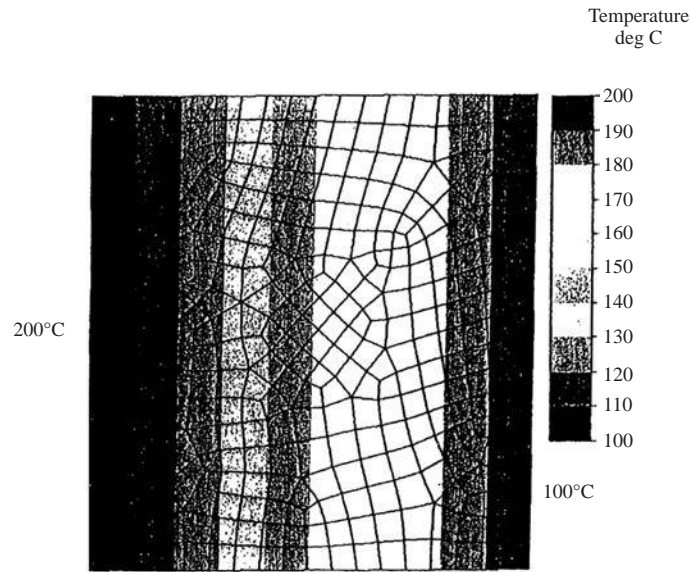
1	0.50000E+02	2	0.00000E+00	3	0.00000E+00	4	0.00000E+00
6	0.10000E+03	7	0.47910E+02	8	0.21010E+02	9	0.11377E+02
11	0.10000E+03	12	0.68538E+02	13	0.38137E+02	14	0.22992E+02
16	0.10000E+03	17	0.69017E+02	18	0.40007E+02	19	0.25421E+02
21	0.10000E+03	22	0.66669E+02	23	0.39117E+02	24	0.22699E+02
10	0.85870E+01	15	0.18000E+02	20	0.20040E+02	25	0.17598E+02

ELEMENT RESULTANTS
ELEMENTS

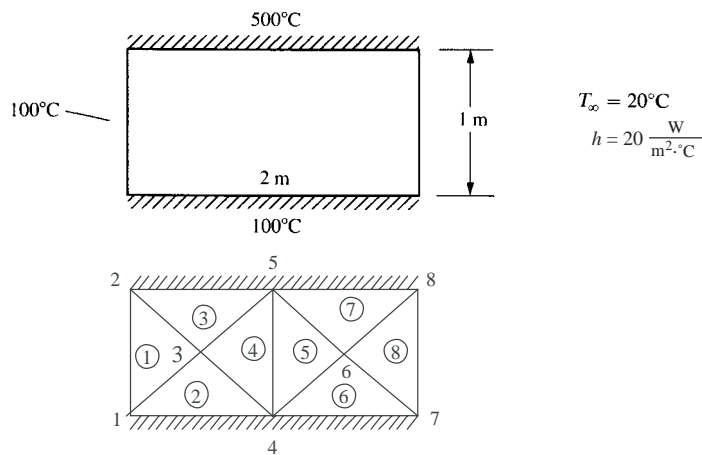
ELEMENTS	GRAD(X)	GRAD(Y)	AVE TEMP
1	0.2395E+03	0.2500E+03	0.3264E+02
2	0.1051E+03	0.0000E+00	0.7003E+01
3	0.1051E+03	0.0000E+00	0.7003E+01
4	0.5688E+02	0.0000E+00	0.3792E+01
5	0.2500E+03	0.2605E+03	0.6597E+02
6	0.2395E+03	0.8967E+02	0.2297E+02
7	0.5688E+02	0.3211E+02	0.1080E+02
8	0.4293E+02	0.1395E+02	0.6655E+01
9	0.6876E+02	0.2605E+03	0.7215E+02
10	0.5709E+02	0.8967E+02	0.3569E+02
11	0.5709E+02	0.3211E+02	0.2351E+02
12	0.3872E+02	0.1395E+02	0.1432E+02
13	0.2862E-04	0.1573E+03	0.8951E+02
14	0.6876E+02	0.1013E+03	0.5153E+02
15	0.3872E+02	0.5048E+02	0.2417E+02
16	0.3138E+02	0.2496E+02	0.1653E+02
17	0.3336E-04	0.1573E+03	0.8951E+02
18	0.1595E+01	0.1013E+03	0.5856E+02
19	0.8097E+01	0.5048E+02	0.2885E+02
20	0.6800E+01	0.2496E+02	0.2034E+02
21	0.1595E+01	0.1549E+03	0.7918E+02
22	0.6234E+01	0.9670E+02	0.4905E+02
23	0.6234E+01	0.4862E+02	0.3452E+02
24	0.8097E+01	0.2691E+02	0.2282E+02
25	-0.3310E-04	0.1549E+03	0.8967E+02
26	-0.1174E+02	0.9670E+02	0.5856E+02
27	-0.1361E+02	0.4862E+02	0.2938E+02
28	-0.1221E+02	0.2691E+02	0.2102E+02
29	-0.1174E+02	0.1667E+03	0.7856E+02
30	-0.4451E+01	0.9184E+02	0.4860E+02
31	-0.4451E+01	0.5473E+02	0.3394E+02
32	-0.1361E+02	0.2550E+02	0.2191E+02



13.34



13.35



KXX = 10.0 KYY = 10.0

CONVECTION COEFF = 20.0

FLUID TEMPERATURE = 20.0

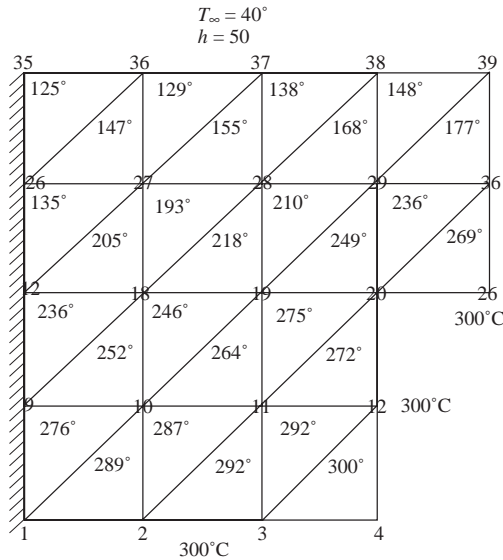
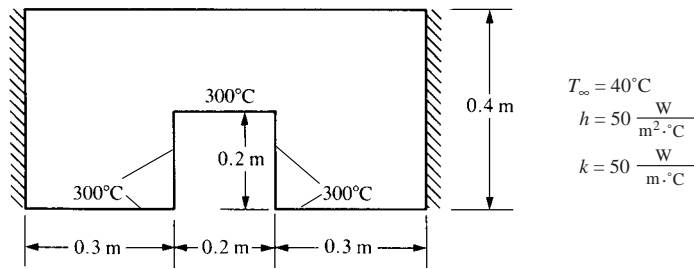
SEMI-BANDWIDTH = 4

NEL	NODE	NUMBER	X(I)	Y(1)	X(2)	Y(2)	X(3)	Y(3)	
1	1	3	2	0.0000	0.0000	0.5000	0.5000	0.0000	1.0000
2	1	4	3	0.0000	0.0000	1.0000	0.0000	0.5000	0.5000
3	2	3	5	0.0000	1.0000	0.5000	0.5000	1.0000	1.0000
4	3	4	5	0.5000	0.5000	1.0000	0.0000	1.0000	1.0000
5	4	6	5	1.0000	0.0000	1.5000	0.5000	1.0000	1.0000
6	4	7	6	1.0000	0.0000	2.0000	0.0000	1.5000	0.5000
7	5	6	8	1.0000	1.0000	1.5000	0.5000	2.0000	1.0000
8	6	7	8	1.5000	0.5000	2.0000	0.0000	2.0000	1.0000

ELEMENT RESULTANTS

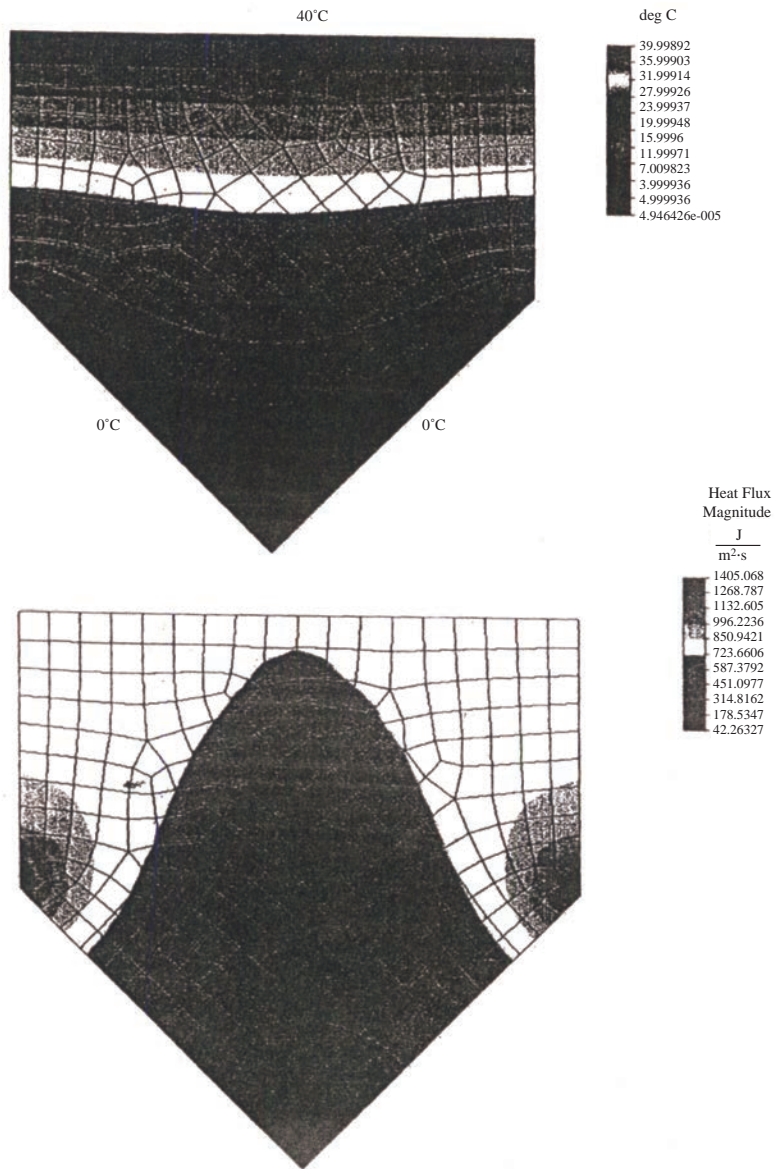
ELEMENT	GRAD(X)	GRAD(Y)	AVE TEMP
1	0.1000E+03	0.2000E+03	0.2167E+03
2	0.0000E+00	0.3000E+03	0.1500E+03
3	0.2000E+03	0.3000E+03	0.3500E+03
4	0.1000E+03	0.4000E+03	0.2833E+03
5	-0.1867E+03	0.4000E+03	0.2689E+03
6	0.1333E+02	0.2000E+03	0.1400E+03
7	-0.3867E+03	0.2000E+03	0.2733E+03
8	-0.1867E+03	0.7629E-05	0.1444E+03

13.36





Results showing one-half of model

13.37 Determine the temperature distribution and rate of heat flow through the plain carbon steel ingot shown in Figure P13-36. Let $k = 60 \frac{W}{m \cdot K}$ for the steel. The top surface is held at 40C, while the underside surface is held at 0C. Assume that no heat is lost from the sides.

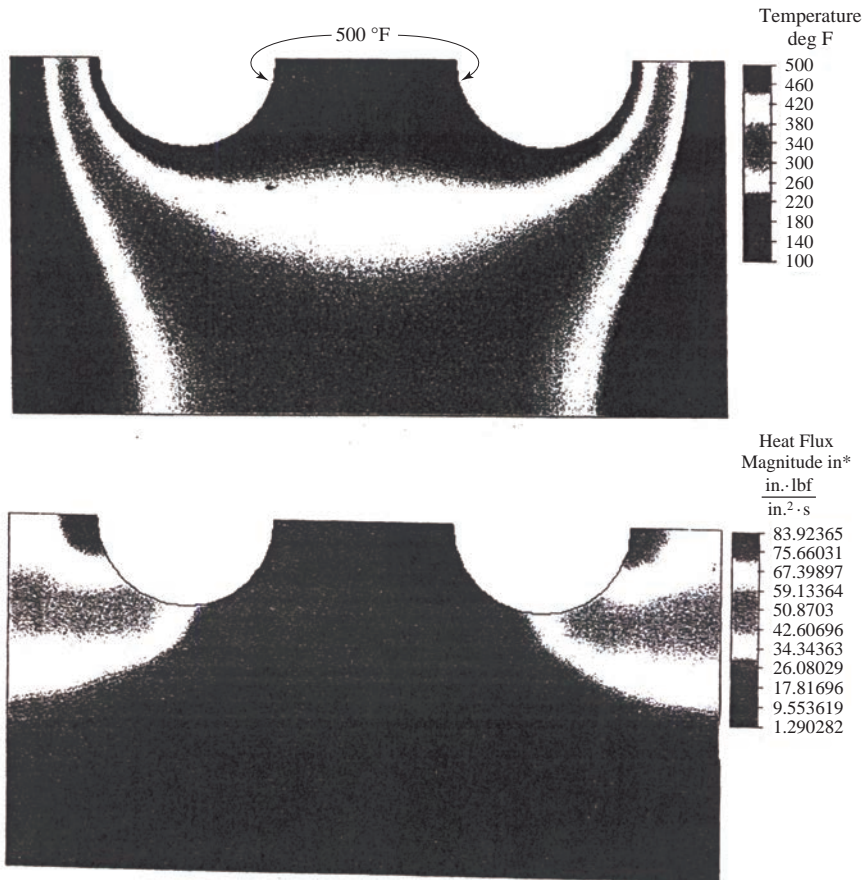


13.38

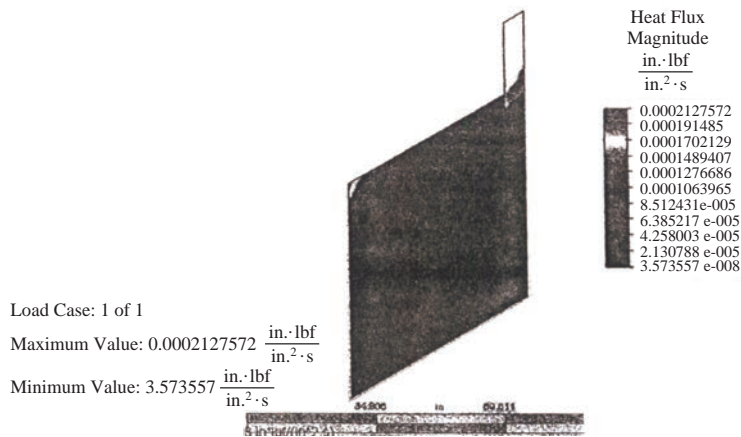





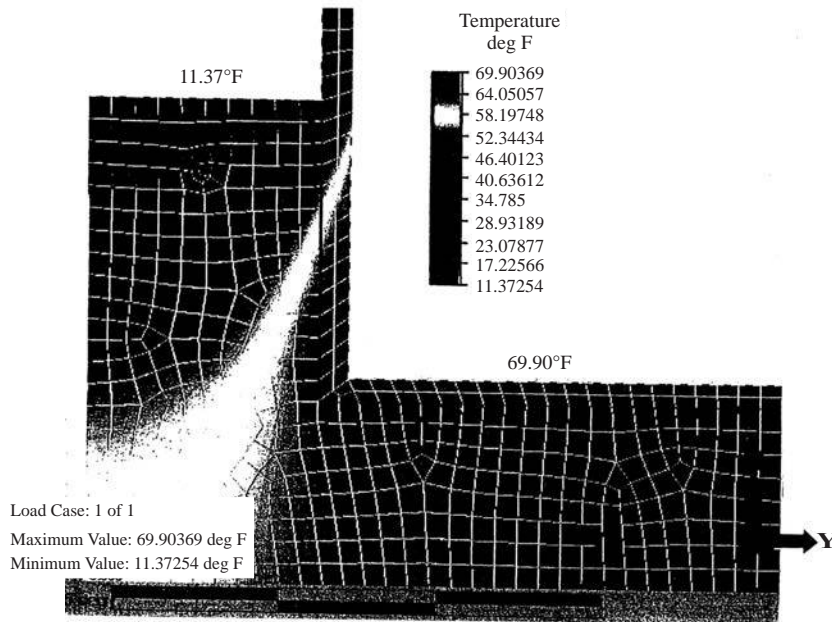
13.39



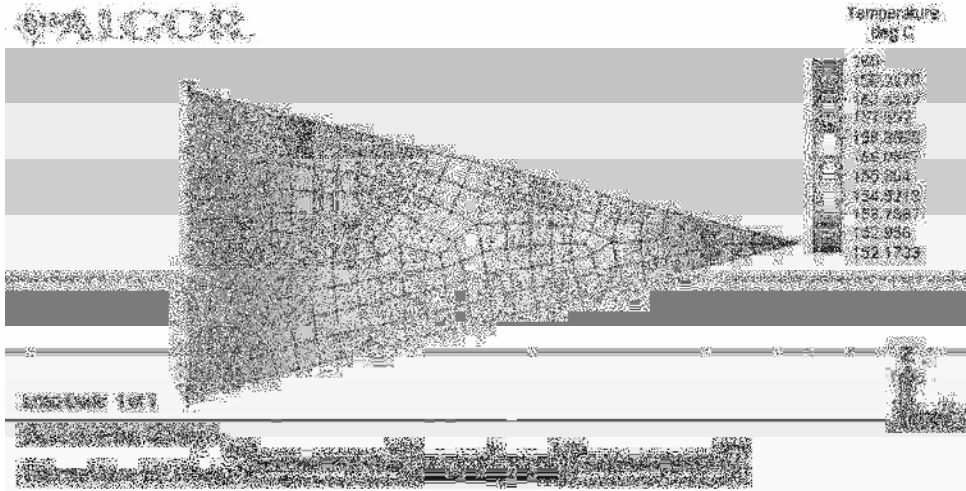
13.40 For the basement wall, determine the temperature distribution and the heat transfer through the wall and soil.



13.41



13.42 Aluminum fins ($k = 170 \frac{W}{m \cdot K}$) with triangular profiles shown in Figure P13.41 are used to remove heat from a surface with temperature of 160°C . The temperature of the surrounding air is 25°C . The natural convection coefficient is $h = 25 \frac{W}{m^2 \cdot K}$. Determine the temperature distribution throughout and the heat loss from a typical fin.



13.44 The Allen Wrench, shown in Figure 1, is exposed at one end to at temperature of 300 K , while the other end has a heat flux of $10 \frac{W}{m^2}$. Determine the temperature distribution throughout the wrench. It has a thermal conductivity of $43.6 \frac{W}{m \cdot K}$ and a specific heat capacity of $0.000486 \frac{J}{g \cdot K}$.

Part dimensions

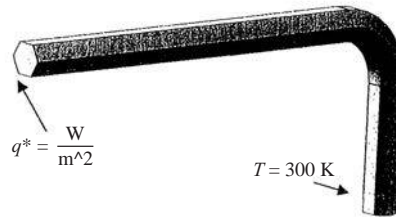


Figure 1: Original Model with forces

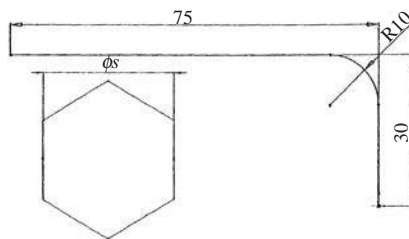


Figure 2: Dimension

Boundary condition


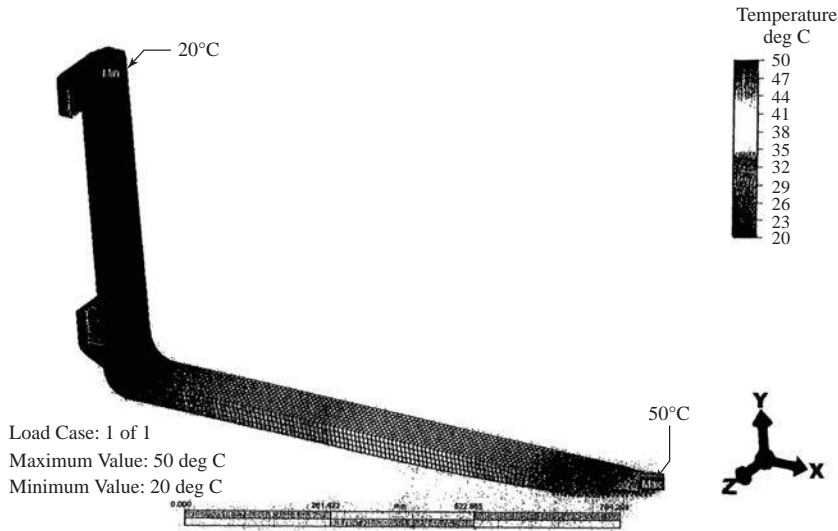
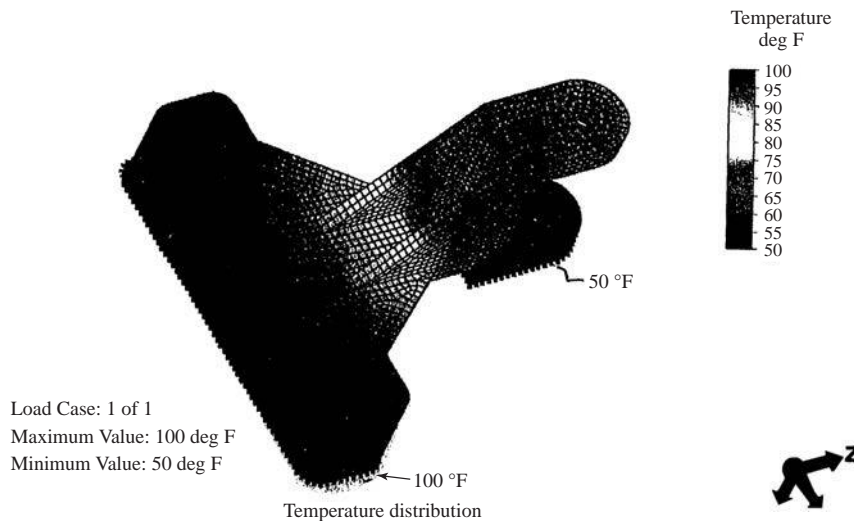


Figure 3: Temperature Distribution (K)

13.45 Temperature distribution



13.46 The thermal aspect of this component is that the base has an applied temperature of 100 °F. This is theoretically due to the warmed aluminum plate being heated by the electric motor. The lower surface of the lower finger has an applied surface temperature of 50 °F.



13.48

$$\frac{K_{xx}A}{L} = \frac{(0.017) \frac{\pi(1.5'')^2}{4 \times 144}}{\frac{10''/12''}{4}} = 0.001 \frac{\text{Btu}}{\text{h} \cdot ^\circ\text{F}} \text{ Small so neglect}$$

$$\dot{m}c = 10 (0.24) = 2.4 \frac{\text{Btu}}{\text{h} \cdot ^\circ\text{F}}$$

$$\frac{hPL}{6} = \frac{3}{6} \left(\frac{\pi (1.5'')}{\frac{12''}{1'}} \right) \frac{\frac{10''}{4}}{\frac{12''}{1'}} = 0.04096 \frac{\text{Btu}}{\text{h} \cdot ^\circ\text{F}}$$

$$hPLT_\infty = (3) \pi \frac{(1.5)}{12} \left(\frac{\frac{10}{4}}{12} \right) (200^\circ\text{F}) = 49.087 \frac{\text{Btu}}{\text{h}}$$

$$[k^{(1)}] = \frac{2.4}{2} \begin{bmatrix} -1 & 1 \\ -1 & 1 \end{bmatrix} + 0.04096 \begin{bmatrix} 2 & 1 \\ 1 & 2 \end{bmatrix}$$

$$[k^{(1)}] = \begin{bmatrix} -1.118 & 1.24091 \\ -1.159 & 1.2818 \end{bmatrix}$$

$$[k^{(2)}] = [k^{(3)}] = [k^{(4)}] = [k^{(1)}] \text{ also}$$

$$[K] = \begin{pmatrix} 1.2818 - 1.118 & 1.2409 & 0 & 0 \\ -1.159 & 1.2818 - 1.118 & 1.2409 & 0 \\ 0 & -1.159 & 1.2818 - 1.118 & 1.2409 \\ 0 & 0 & -1.159 & 1.2818 \end{pmatrix}$$

$$[K] = \begin{pmatrix} 0.164 & 1.241 & 0 & 0 \\ -1.159 & 0.164 & 1.241 & 0 \\ 0 & -1.159 & 0.164 & 1.241 \\ 0 & 0 & -1.159 & 1.282 \end{pmatrix}$$

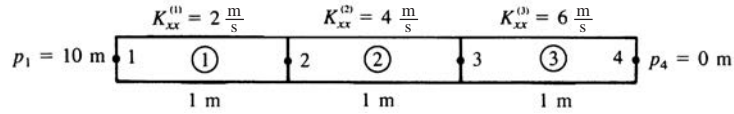
$$\{F\} = \begin{pmatrix} 49.087 + 1.159(50) \\ 49.087 \\ 49.087 \\ 24.5435 \end{pmatrix}$$

$$[K^{-1}] \{F\} = \begin{pmatrix} 64.719 \\ 77.715 \\ 89.747 \\ 100.296 \end{pmatrix} = \begin{Bmatrix} t_2 \\ t_3 \\ t_4 \\ t_5 \end{Bmatrix}$$



Chapter 14

14.1



Global $[K]$

$$[K] = 4 \frac{\text{m}^2}{\text{s}} \begin{bmatrix} 1 & -1 & 0 & 0 \\ -1 & 3 & -2 & 0 \\ 0 & -2 & 5 & -3 \\ 0 & 0 & -3 & 3 \end{bmatrix}$$

$$\{P\} = \begin{Bmatrix} 10 \\ p_2 \\ p_3 \\ 0 \end{Bmatrix}$$

Accounting for the boundary conditions

$$p_1 = 10, \quad p_4 = 0, \text{ we get}$$

$$\begin{bmatrix} 12 & -8 \\ -8 & 20 \end{bmatrix} \begin{Bmatrix} p_2 \\ p_3 \end{Bmatrix} = \begin{Bmatrix} 40 \\ 0 \end{Bmatrix}$$

Solving

$$p_2 = 4.545 \text{ m}, \quad p_3 = 1.818 \text{ m}$$

$$v_x^{(1)} = -k_{xx}^{(1)} \begin{bmatrix} -1 & 1 \\ L & L \end{bmatrix} \begin{Bmatrix} p_1 \\ p_2 \end{Bmatrix} = -2 \begin{bmatrix} -1 & 1 \\ 1 & 1 \end{bmatrix} \begin{Bmatrix} 40 \\ 4.545 \end{Bmatrix} = 10.91 \frac{\text{m}}{\text{s}}$$

$$v_x^{(2)} = -4 [-4.545 + 1.818] = 10.91 \frac{\text{m}}{\text{s}}$$

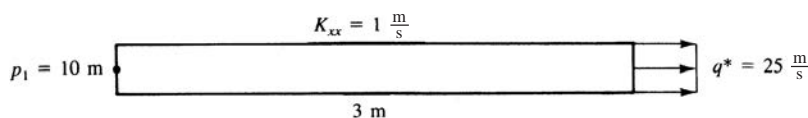
$$v_x^{(3)} = -6(-1.818) = 10.91 \frac{\text{m}}{\text{s}}$$

$$Q_f^{(1)} = Av_x^{(1)} = 21.82 \frac{\text{m}^3}{\text{s}}$$

$$Q_f^{(2)} = 21.82 \frac{\text{m}^3}{\text{s}}$$

$$Q_f^{(3)} = 21.82 \frac{\text{m}^3}{\text{s}}$$

14.2



$$[k^{(1)}] = [k^{(2)}] = [k^{(3)}] = \frac{1 \times 2}{1} \begin{bmatrix} 1 & -1 \\ -1 & 1 \end{bmatrix}$$

$$[f^{(3)}] = q^* A \begin{Bmatrix} 0 \\ 1 \end{Bmatrix} = -25 \frac{\text{m}}{\text{s}} (2\text{m}^2) \begin{Bmatrix} 0 \\ 1 \end{Bmatrix} = \begin{Bmatrix} 0 \\ -50 \end{Bmatrix}$$

Global equations

$$\begin{bmatrix} 2 & -2 & 0 & 0 \\ -2 & 4 & -2 & 0 \\ 0 & -2 & 4 & -2 \\ 0 & 0 & -2 & 2 \end{bmatrix} \begin{Bmatrix} p_1=10 \\ p_2 \\ p_3 \\ p_4 \end{Bmatrix} = \begin{Bmatrix} 0 \\ 0 \\ 0 \\ -50 \end{Bmatrix}$$

Rewriting

$$\begin{bmatrix} 4 & -2 & 0 \\ -2 & 4 & -2 \\ 0 & -2 & 2 \end{bmatrix} \begin{Bmatrix} p_2 \\ p_3 \\ p_4 \end{Bmatrix} = \begin{Bmatrix} 20 \\ 0 \\ -50 \end{Bmatrix}$$

Solving

$$p_2 = -15 \text{ m}, \quad p_3 = -40 \text{ m}, \quad p_4 = -65 \text{ m}$$

$$v_x^{(1)} = -K_{xx}[B] \begin{Bmatrix} p_1 \\ p_2 \end{Bmatrix} = - \begin{bmatrix} -\frac{1}{L} & \frac{1}{L} \\ \frac{1}{L} & \frac{1}{L} \end{bmatrix} \begin{Bmatrix} 10 \\ -15 \end{Bmatrix} \quad (L=1)$$

$$= 25 \frac{\text{m}}{\text{s}}$$

$$v_x^{(2)} = -1 \begin{bmatrix} -\frac{1}{1} & \frac{1}{1} \\ \frac{1}{1} & \frac{1}{1} \end{bmatrix} \begin{Bmatrix} -15 \\ -40 \end{Bmatrix} = 25 \frac{\text{m}}{\text{s}}$$

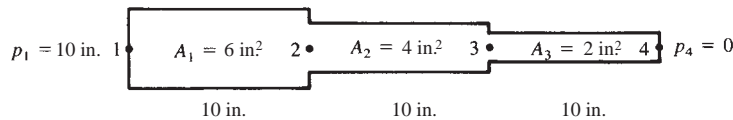
$$v_x^{(3)} = -1 \begin{bmatrix} -\frac{1}{1} & \frac{1}{1} \\ \frac{1}{1} & \frac{1}{1} \end{bmatrix} \begin{Bmatrix} -40 \\ -65 \end{Bmatrix} = 25 \frac{\text{m}}{\text{s}}$$

Volumetric flow rates

$$Q_1 = Q_2 = Q_3 = v_x^{(1)} A_1 = v_x^{(2)} A_2 = v_x^{(3)} A_3$$

$$= 25 (2) = 50 \frac{\text{m}^3}{\text{s}}$$

14.3



$$[k^{(1)}] = 0.6 \begin{bmatrix} 1 & -1 \\ -1 & 1 \end{bmatrix}$$

$$[k^{(2)}] = 0.4 \begin{bmatrix} 1 & -1 \\ -1 & 1 \end{bmatrix}$$

$$[k^{(3)}] = 0.2 \begin{bmatrix} 1 & -1 \\ -1 & 1 \end{bmatrix}$$

$$\begin{bmatrix} 0.6 & -0.6 & 0 & 0 \\ -0.6 & 1.0 & -0.4 & 0 \\ 0 & -0.4 & 0.6 & -0.2 \\ 0 & 0 & -0.2 & 0.2 \end{bmatrix} \begin{Bmatrix} 10 \text{ in.} \\ p_2 \\ p_3 \\ p_4 = 0 \end{Bmatrix} = \begin{Bmatrix} 0 \\ 0 \\ 0 \\ 0 \end{Bmatrix}$$

Using the 2nd and 3rd equations above

$$\begin{bmatrix} 1 & -0.4 \\ -0.4 & 0.6 \end{bmatrix} \begin{Bmatrix} p_2 \\ p_3 \end{Bmatrix} = \begin{Bmatrix} 6 \\ 0 \end{Bmatrix}$$

$$p_2 = 8.182 \text{ in.}, \quad p_3 = 5.455 \text{ in.}$$

$$v_x^{(1)} = -K_{xx} [B] \begin{Bmatrix} p_1 \\ p_2 \end{Bmatrix} = -1 \begin{bmatrix} -\frac{1}{10} & \frac{1}{10} \end{bmatrix} \begin{Bmatrix} 10 \\ 8.182 \end{Bmatrix}$$

$$v_x^{(1)} = 0.182 \frac{\text{in.}}{\text{s}}$$

$$v_x^{(2)} = -1 \begin{bmatrix} -\frac{1}{10} & \frac{1}{10} \end{bmatrix} \begin{Bmatrix} 8.182 \\ 5.455 \end{Bmatrix}$$

$$v_x^{(2)} = 0.273 \frac{\text{in.}}{\text{s}}$$

$$v_x^{(3)} = - \begin{bmatrix} -\frac{1}{10} & \frac{1}{10} \end{bmatrix} \begin{Bmatrix} 5.455 \\ 0 \end{Bmatrix}$$

$$= 0.545 \frac{\text{in.}}{\text{s}}$$

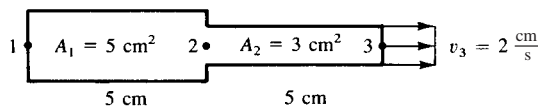
$$Q_f^{(1)} = A v_x^{(1)} = (6 \text{ in.}^2) (0.182 \frac{\text{in.}}{\text{s}})$$

$$= 1.091 \frac{\text{in.}^3}{\text{s}}$$

$$Q_f^{(2)} = 1.091 \frac{\text{in.}^3}{\text{s}}$$

$$Q_f^{(3)} = 1.091 \frac{\text{in.}^3}{\text{s}}$$

14.4



$$[k^{(1)}] = \frac{2 \times 5}{5} \begin{bmatrix} 1 & -1 \\ -1 & 1 \end{bmatrix} = \begin{bmatrix} 2 & -2 \\ -2 & 2 \end{bmatrix}$$

$$[k^{(2)}] = \frac{2 \times 3}{5} \begin{bmatrix} 1 & -1 \\ -1 & 1 \end{bmatrix} = \begin{bmatrix} \frac{6}{5} & -\frac{6}{5} \\ -\frac{6}{5} & \frac{6}{5} \end{bmatrix}$$

$$F_3 = -2 \times 3 = -6 \frac{\text{cm}^3}{\text{s}}, \quad \text{Negative, as water flows out of right edge}$$

Assemble global equations

$$\begin{bmatrix} 2 & -2 & 0 \\ -2 & 3.2 & -1.2 \\ 0 & -1.2 & 1.2 \end{bmatrix} \begin{Bmatrix} p_1 \\ p_2 \\ p_3 \end{Bmatrix} = \begin{Bmatrix} 0 \\ 0 \\ -6 \end{Bmatrix}$$

Now assume $p_1 = 0$

$$\begin{bmatrix} 3.2 & -1.2 \\ -1.2 & 1.2 \end{bmatrix} \begin{Bmatrix} p_2 \\ p_3 \end{Bmatrix} = \begin{Bmatrix} 0 \\ -6 \end{Bmatrix}$$

Solving for p_2 and p_3

$$p_2 = -3 \quad p_3 = -8$$

Velocities

$$\begin{aligned} v_x^{(1)} &= -K_{xx} \begin{bmatrix} -\frac{1}{L} & \frac{1}{L} \end{bmatrix} \begin{Bmatrix} p_1 \\ p_2 \end{Bmatrix} \\ &= -2 \begin{bmatrix} -\frac{1}{5} & \frac{1}{5} \end{bmatrix} \begin{Bmatrix} 0 \\ -3 \end{Bmatrix} \end{aligned}$$

$$v_x^{(1)} = 1.2 \frac{\text{cm}}{\text{s}} \rightarrow (\text{to right})$$

$$v_x^{(2)} = -2 \begin{bmatrix} -\frac{1}{5} & \frac{1}{5} \end{bmatrix} \begin{Bmatrix} -3 \\ -8 \end{Bmatrix}$$

$$v_x^{(2)} = 2 \frac{\text{cm}}{\text{s}} \rightarrow (\text{to right})$$

Flow rates

$$Q_f^{(1)} = v_x^{(1)} A = \left(1.2 \frac{\text{cm}}{\text{s}}\right) (5 \text{ cm}^2)$$

$$Q_f^{(1)} = 6 \frac{\text{cm}^3}{\text{s}}$$

$$Q_f^{(2)} = v_x^{(2)} A = \left(\frac{2 \text{ cm}}{\text{s}}\right) (3 \text{ cm}^2)$$

$$Q_f^{(2)} = 6 \frac{\text{cm}^3}{\text{s}}$$

14.5

$$[k] = \int_V [B]^T [D] [B] dV$$

For 1-D formulation

$$[B] = \begin{bmatrix} -\frac{1}{L} & \frac{1}{L} \end{bmatrix} \quad [D] = [K_{xx}]$$

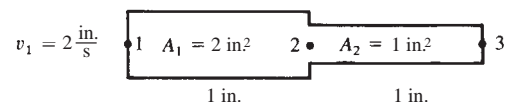
$$\therefore [k] = \int_V \begin{Bmatrix} -\frac{1}{L} \\ \frac{1}{L} \end{Bmatrix} [K_{xx}] \begin{bmatrix} -\frac{1}{L} & \frac{1}{L} \end{bmatrix} dV$$

For element with constant cross sectional area A

$$[k] = \int_0^L K_{xx} \begin{bmatrix} \frac{1}{L^2} & -\frac{1}{L^2} \\ -\frac{1}{L^2} & \frac{1}{L^2} \end{bmatrix} A dx$$

$$[k] = \frac{K_{xx} A}{L} \begin{bmatrix} 1 & -1 \\ -1 & 1 \end{bmatrix}$$

14.6



$$K_{xx} = \frac{1 \text{ in.}}{10 \text{ s}}$$

$$[k^{(1)}] = \frac{2 \times 1}{10} \begin{bmatrix} 1 & -1 \\ -1 & 1 \end{bmatrix}, \quad [k^{(2)}] = \frac{1 \times 1}{10} \begin{bmatrix} 1 & -1 \\ -1 & 1 \end{bmatrix}$$

'Force' at node 1

$$F_{1x} = \left(\frac{2 \text{ in.}}{\text{s}} \right) (2 \text{ in.}^2) = 4 \frac{\text{in.}^3}{\text{s}}$$

Assume $p_3 = 0$

Assemble equations

$$\begin{bmatrix} 0.2 & -0.2 \\ -0.2 & 0.2 + 0.1 \end{bmatrix} \begin{Bmatrix} p_1 \\ p_2 \end{Bmatrix} = \begin{Bmatrix} 4 \\ 0 \end{Bmatrix}$$

Solving

$$p_1 = 60 \text{ in.}, \quad p_2 = 40 \text{ in.}$$

Velocities

$$v_x^{(1)} = -K_{xx} \begin{bmatrix} -\frac{1}{L} & \frac{1}{L} \\ \frac{1}{L} & -\frac{1}{L} \end{bmatrix} \begin{Bmatrix} p_1 \\ p_2 \end{Bmatrix}$$

$$v_x^{(1)} = -\frac{1}{10} \begin{bmatrix} -\frac{1}{1} & \frac{1}{1} \\ \frac{1}{1} & -\frac{1}{1} \end{bmatrix} \begin{Bmatrix} 60 \\ 40 \end{Bmatrix} = 2.0 \frac{\text{in.}}{\text{s}}$$

$$v_x^{(2)} = -\frac{1}{10} \begin{bmatrix} -\frac{1}{1} & \frac{1}{1} \\ \frac{1}{1} & -\frac{1}{1} \end{bmatrix} \begin{Bmatrix} 40 \\ 0 \end{Bmatrix} = 4.0 \frac{\text{in.}}{\text{s}}$$

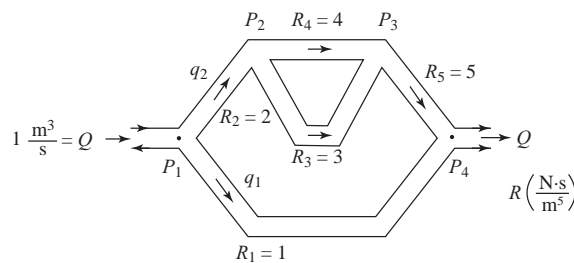
Volumetric flow rates

$$Q_f^{(1)} = v_x^{(1)} A^{(1)} = \left(2 \frac{\text{in.}}{\text{s}} \right) (2 \text{ in.}^2) = 4 \frac{\text{in.}^3}{\text{s}}$$

$$Q_f^{(2)} = v_x^{(2)} A^{(2)} = \left(4 \frac{\text{in.}}{\text{s}} \right) (1 \text{ in.}^2) = 4 \frac{\text{in.}^3}{\text{s}}$$

14.7

(a)



$$[k^{(1)}] = \frac{1}{1} \begin{bmatrix} 1 & -1 \\ -1 & 1 \end{bmatrix}, \quad [k^{(2)}] = \frac{1}{2} \begin{bmatrix} 1 & -1 \\ -1 & 1 \end{bmatrix}$$

$$[k^{(3)}] = \frac{1}{3} \begin{bmatrix} 1 & -1 \\ -1 & 1 \end{bmatrix}, \quad [k^{(4)}] = \frac{1}{4} \begin{bmatrix} 1 & -1 \\ -1 & 1 \end{bmatrix}$$

$$[k^{(5)}] = \frac{1}{5} \begin{bmatrix} 1 & -1 \\ -1 & 1 \end{bmatrix}$$

Assemble $[k]_s$

$$\begin{bmatrix} 1+\frac{1}{2} & -\frac{1}{2} & 0 \\ -\frac{1}{2} & \frac{1}{2}+\frac{1}{3}+\frac{1}{4} & -\frac{1}{2}-\frac{1}{4} \\ 0 & -\frac{1}{3}-\frac{1}{4} & \frac{1}{3}+\frac{1}{4}+\frac{1}{5} \end{bmatrix} \begin{Bmatrix} p_1 \\ p_2 \\ p_3 \end{Bmatrix} = \begin{Bmatrix} 1=Q_1 \\ 0 \\ 0 \end{Bmatrix}$$

$$\begin{matrix} \frac{\text{m}^5}{\text{N}\cdot\text{s}} & \frac{\text{N}}{\text{m}^2} & \frac{\text{m}^3}{\text{s}} \end{matrix}$$

Solve in Mathcad for p_1, p_2, p_3

$$p_1 = 0.897 \frac{\text{N}}{\text{m}^2},$$

$$p_2 = 0.691 \frac{\text{N}}{\text{m}^2},$$

$$p_3 = 0.515 \frac{\text{N}}{\text{m}^2}$$

$$q_1 = \frac{\Delta P}{R_1} = \frac{P_1 - P_4}{R_1} = 0.897,$$

$$q_2 = \frac{\Delta P}{R_2} = \frac{P_1 - P_2}{R_2} = 0.103,$$

$$q_3 = \frac{P_2 - P_3}{R_3} = 0.059$$

$$q_4 = \frac{P_2 - P_3}{R_4} = 0.044,$$

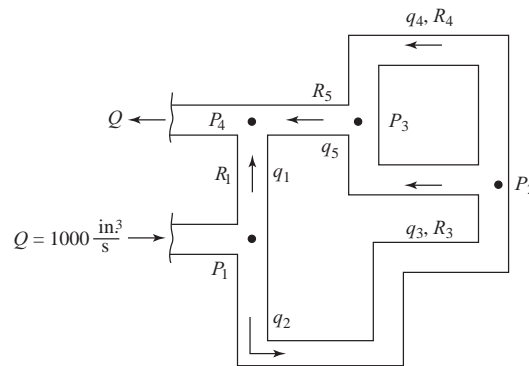
$$q_5 = \frac{P_3 - 0}{R_5} = 0.103$$

(all q s in $\frac{\text{m}^3}{\text{s}}$)

$$q_1 + q_4 = 0.103 \text{ (check equals } q_2)$$

$$q_1 + q_5 = 1 \text{ (check equals } Q = 1)$$

(b)



$$R_1 = 10 \frac{\text{lb}\cdot\text{s}}{\text{in}^5}$$

$$R_2 = 20$$

$$R_3 = 30$$

$$R_4 = 40$$

$$R_5 = 50$$

$$[k^{(1)}] = \frac{1}{10} \begin{bmatrix} 1 & 4 \\ -1 & 1 \end{bmatrix}, \quad [k^{(2)}] = \frac{1}{20} \begin{bmatrix} 1 & 2 \\ -1 & 1 \end{bmatrix}$$

$$[k^{(3)}] = \frac{1}{30} \begin{bmatrix} 2 & 3 \\ 1 & -1 \\ -1 & 1 \end{bmatrix}, \quad [k^{(4)}] = \frac{1}{40} \begin{bmatrix} 2 & 3 \\ 1 & -1 \\ -1 & 1 \end{bmatrix}$$

$$[k^{(5)}] = \frac{1}{50} \begin{bmatrix} 3 & 4 \\ 1 & -1 \\ -1 & 1 \end{bmatrix}$$

Assemble

$$\begin{bmatrix} \frac{1}{10} + \frac{1}{20} & -\frac{1}{20} & 0 \\ -\frac{1}{20} & \frac{1}{20} + \frac{1}{30} + \frac{1}{40} & -\frac{1}{30} - \frac{1}{40} \\ 0 & -\frac{1}{30} - \frac{1}{40} & \frac{1}{30} + \frac{1}{40} + \frac{1}{50} \end{bmatrix} \begin{Bmatrix} p_1 \\ p_2 \\ p_3 \end{Bmatrix} = \begin{Bmatrix} 1000 \\ 0 \\ 0 \end{Bmatrix}$$

$\frac{\text{in.}^5}{\text{lb} \cdot \text{s}} \qquad \qquad \qquad \frac{\text{lb}}{\text{in.}^2} \qquad \qquad \frac{\text{in.}^3}{\text{s}}$

Solve for p_1, p_2, p_3 using Mathcad as

$$p_1 = 8971 \text{ psi}, \qquad p_2 = 6912 \text{ psi}, \qquad p_3 = 5147 \text{ psi},$$

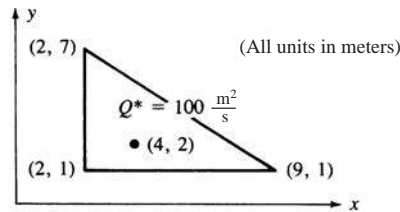
$$q_1 = \frac{P_1 - P_4 = 0}{R_1} = 897, \qquad q_2 = \frac{P_1 - P_2}{R_2} = 103, \qquad q_3 = \frac{P_2 - P_3}{R_3} = 59$$

$$q_4 = \frac{P_2 - P_3}{R_4} = 44, \qquad q_5 = \frac{P_3 - 0}{R_5} = 103 \qquad \text{(all } q_s \text{ in } \frac{\text{in.}^3}{\text{s}})$$

$$q_3 + q_4 = 103 \text{ (check equals } q_2)$$

$$q_1 + q_5 = 1000 \text{ (check equals } Q)$$

14.8



$$\begin{Bmatrix} f_{Qi} \\ f_{Qs} \\ f_{Qm} \end{Bmatrix} = Q^* t \begin{Bmatrix} N_i \\ N_j \\ N_m \end{Bmatrix} \Bigg|_{\substack{x=4 \\ y=2}}$$

$$N_i = \frac{1}{2A} (\alpha_i + \beta_i x + \gamma_i y)$$

$$\alpha_i = x_i y_m - y_j x_m = 61$$

$$\alpha_j = y_j x_m - x_i y_m = -12$$

$$\alpha_m = x_i y_j - y_i x_j = -7$$

$$\beta_i = y_i - y_m = -6 \quad \gamma_i = x_m - x_j = -7$$

$$\beta_j = y_m - y_i = 6 \quad \gamma_j = x_i - x_m = 0$$

$$\beta_m = y_i - y_j = 0 \quad \gamma_m = x_j - x_i = 7$$

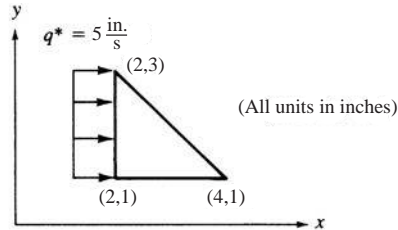
$$N_i \Big|_{\substack{x=4 \\ y=2}} = \frac{1}{52} (61 - 6(4) - 7(2)) = \frac{23}{42}$$

$$N_j \Big|_{\substack{x=4 \\ y=2}} = \frac{1}{52} (-12 + 6(4)) = \frac{12}{42}$$

$$N_m \Big|_{\substack{x=4 \\ y=2}} = \frac{1}{52} (-7 + 7(2)) = \frac{7}{42}$$

$$\therefore \{f_Q\} = \left(100 \frac{\text{m}^2}{\text{s}}\right) \left(\frac{I_m}{42}\right) \begin{Bmatrix} 23 \\ 12 \\ 7 \end{Bmatrix} = \begin{Bmatrix} 54.76 \\ 28.57 \\ 16.67 \end{Bmatrix} \frac{\text{m}^3}{\text{s}}$$

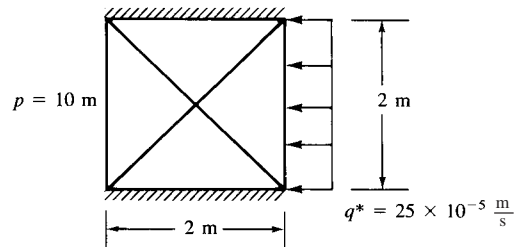
14.9



$$\{f\} = \frac{q^* L t}{2} \begin{Bmatrix} 1 \\ 0 \\ 1 \end{Bmatrix}$$

$$\begin{Bmatrix} f_1 \\ f_2 \\ f_3 \end{Bmatrix} = \frac{5 \times 2 \times 1}{2} \begin{Bmatrix} 1 \\ 0 \\ 1 \end{Bmatrix} = \begin{Bmatrix} 5 \\ 0 \\ 5 \end{Bmatrix} \frac{\text{in}^3}{\text{s}}$$

14.10



From Equations (14.3.16)

$$[K] = \begin{bmatrix} 25 & 0 & 0 & 0 & -25 \\ & 25 & 0 & 0 & -25 \\ & & 25 & 0 & -25 \\ & & & 25 & -25 \\ \text{Symmetry} & & & & 100 \end{bmatrix} \times 10^{-5}$$

$$F = \begin{Bmatrix} 0 \\ 25 \\ 25 \\ 0 \\ 0 \end{Bmatrix} \times 10^{-5} \frac{\text{m}^3}{\text{s}}$$

Boundary conditions $p_1 = p_4 = 10 \text{ m}$

$$\therefore \begin{bmatrix} 25 & 0 & -25 \\ & 25 & -25 \\ \text{Symmetry} & 100 & \end{bmatrix} \begin{Bmatrix} p_2 \\ p_3 \\ p_5 \end{Bmatrix} = \begin{Bmatrix} 25 \\ 25 \\ 500 \end{Bmatrix}$$

Solving

$$p_2 = 12 \text{ m}, p_3 = 12 \text{ m}, p_5 = 11 \text{ m}$$

14.11

(33 nodes, 56 elements)

FLUIDS PROBLEM 14-11

BOUNDARY VALUES

NODAL FORCES

LOADING CASE 1

0 0.00000E+00

LOADING CASE 2

1 0.50000E+04

PRESCRIBED NODAL VALUES

26	0.50000E+03
27	0.50000E+03
28	0.50000E+03
29	0.50000E+03
30	0.50000E+03
31	0.50000E+03
32	0.50000E+03
33	0.50000E+03

FLUIDS PROBLEM 14-11

NODAL VALUES, LOADING CASE 1

1	-0.46404E+03	2	0.37597E+02
5	0.14359E+07	6	-0.26094E+03
9	0.45441E+02	10	0.25835E+03
13	0.25077E+03	14	-0.57844E+02
17	0.26088E+03	18	0.39845E+03
3	-0.17302E+02	4	-0.16157E+03
7	-0.75913E+02	8	0.13183E+03
11	0.23328E+03	12	0.19417E+03
15	0.16262E+03	16	0.23693E+03
19	0.38851E+03	20	0.37488E+03
21	0.38550E+03	22	0.28400E+03
25	0.39925E+03	26	0.50000E+03
29	0.50000E+03	30	0.50000E+03
33	0.50000E+03		
23	0.35570E+03	24	0.38834E+03
27	0.50000E+03	28	0.50000E+03
31	0.50000E+03	32	0.50000E+03

FLUIDS PROBLEM 14-11

NODAL VALUES, LOADING CASE 2

1	- 0.49446E+03	2	0.23005E+02
5	0.14476E+07	6	- 0.28970E+03
9	0.30588E+02	10	0.25067E+03
13	0.23855E+03	14	- 0.84934E+02
17	0.25296E+03	18	0.39522E+03
21	0.38006E+03	22	0.27361E+03
25	0.39590E+03	26	0.50000E+03
29	0.50000E+03	30	0.50000E+03
33	0.50000E+03		
3	- 0.33072E+02	4	- 0.18077E+03
7	- 0.96780E+02	8	- 0.34748E+01
11	0.22496E+03	12	0.18421E+03
15	0.14912E+03	16	0.22760E+03
19	0.38500E+03	20	0.37068E+03
23	0.34982E+03	24	0.38433E+03
27	0.50000E+03	28	0.50000E+03
31	0.50000E+03	32	0.50000E+03

FLUIDS PROBLEM 14-11

ELEMENT VELOCITY COMPONENTS

ELEMENT	VEL(X)	VEL(Y)
1	- 0.20066E+05	- 0.52061E+04
2	- 0.13173E+05	- 0.12099E+05
3	0.81240E+04	- 0.12099E+05
4	0.81240E+04	- 0.12094E+05
5	0.81240E+04	0.13833E+05
6	0.28676E+04	0.19089E+05
7	- 0.97320E+04	0.19089E+05
8	- 0.20066E+05	0.87555E+04
9	- 0.88300E+04	0.41014E+04
10	- 0.88300E+04	- 0.29504E+04
11	- 0.12222E+05	- 0.19572E+04
12	- 0.49369E+04	- 0.92425E+04
13	- 0.14055E+05	- 0.14229E+05
14	0.74983E+04	- 0.14229E+05
15	0.81240E+04	- 0.12092E+05
16	0.81240E+04	- 0.12097E+05
17	0.81240E+04	- 0.12099E+05
18	0.81240E+04	0.96035E+04
19	0.21425E+04	0.11355E+05
20	0.24686E+04	0.11029E+05
21	- 0.13329E+04	0.89500E+04
22	- 0.43866E+04	0.89500E+04
23	- 0.48610E+04	0.73297E+04
24	- 0.85681E+04	0.36225E+04
25	- 0.56043E+04	0.23942E+04
26	- 0.56043E+04	- 0.21350E+04
27	- 0.67102E+04	- 0.20719E+04
28	- 0.27549E+04	- 0.60273E+04
29	- 0.41023E+04	- 0.72286E+04
30	0.31961E+04	- 0.72286E+04
31	0.33656E+04	- 0.42572E+04
32	0.40359E+04	- 0.35868E+04
33	0.13674E+05	- 0.14397E+05
34	0.13674E+05	0.70190E+04
35	0.33137E+04	0.76100E+04
36	0.27655E+04	0.81583E+04

37	0.40783E+03	0.60563E+04
38	-0.27156E+04	0.60563E+04
39	-0.27727E+04	0.50557E+04
40	-0.55241E+04	0.23043E+04
41	-0.40618E+04	0.16983E+04
42	-0.40618E+04	-0.16833E+04
43	-0.45923E+04	-0.17156E+04
44	-0.18482E+04	-0.44597E+04
45	-0.23311E+04	-0.50048E+04
46	0.20741E+04	-0.50048E+04
47	0.20397E+04	-0.44382E+04
48	0.45798E+04	-0.18980E+04
49	0.86399E+04	-0.54948E+04
50	0.86399E+04	0.35806E+04
51	0.48159E+04	0.33480E+04
52	0.23920E+04	0.57719E+04
53	0.12355E+04	0.44664E+04
54	-0.18510E+04	0.44664E+04
55	-0.18156E+04	0.38847E+04
56	-0.40301E+04	0.16702E+04

RESULTANT NODAL VALUES

1	-0.49446E+03
2	0.23005E+02
3	-0.33072E+02
4	-0.18077E+03
5	0.14476E+07
6	-0.28970E+03
7	-0.96780E+02
8	-0.34748E+01
9	0.30588E+02
10	0.25067E+03
11	0.22496E+03
12	0.18421E+03
13	0.23855E+03
14	0.84934E+02
15	0.14912E+03
16	0.22760E+03
17	0.25296E+03
18	0.39522E+03
19	0.38500E+03
20	0.37068E+03
21	0.38006E+03
22	0.27361E+03
23	0.34982E+03
24	0.38433E+03
25	0.39590E+03
26	0.50000E+03
27	0.50000E+03
28	0.50000E+03
29	0.50000E+03
30	0.50000E+03
31	0.50000E+03
32	0.50000E+03
33	0.00000E+00

14.12

BOUNDARY VALUES

NODAL FORCES

LOADING CASE 1

0	0.00000E+00
---	-------------

PRESCRIBED NODAL VALUES

1	0.60000E+01
2	0.60000E+01
3	0.60000E+01
6	0.30000E+01
7	0.30000E+01
8	0.30000E+01

NODAL VALUES, LOADING CASE 1

1	0.60000E+01	2	0.60000E+01
5	0.45000E+01	6	0.30000E+01
3	0.60000E+01	4	0.45000E+01
7	0.30000E+01	8	0.30000E+01

14.13 Use $\frac{1}{4}$ of the whole system due to symmetry

(25 nodes, 32 elements)

NODAL FORCES

LOADING CASE 1

0	0.00000E+00
---	-------------

LOADING CASE 2

25	0.12500E+03 (pumping rate)
----	----------------------------

PRESCRIBED NODAL VALUES

1	0.10000E+03
6	0.10000E+03
11	0.10000E+03
16	0.10000E+03
21	0.10000E+03

FLUID PROBLEM 14-12

NODAL VALUES, LOADING CASE 1

1	0.10000E+03	2	0.10000E+03
5	0.10000E+03	6	0.10000E+03
9	0.10000E+03	10	0.10000E+03
13	0.10000E+03	14	0.10000E+03
17	0.10000E+03	18	0.10000E+03
21	0.10000E+03	22	0.10000E+03
25	0.10000E+03		
3	0.10000E+03	4	0.10000E+03
7	0.10000E+03	8	0.10000E+03
11	0.10000E+03	12	0.10000E+03
15	0.10000E+03	16	0.10000E+03
19	0.10000E+03	20	0.10000E+03
23	0.10000E+03	24	0.10000E+03

NODAL VALUES, LOADING CASE 2

1	0.10000E+03	2	0.10062E+03
5	0.10202E+03	6	0.10000E+03
9	0.10177E+03	10	0.10209E+03
13	0.10125E+03	14	0.10185E+03
17	0.10063E+03	18	0.10128E+03
21	0.10000E+03	22	0.10063E+03
25	0.10363E+03		
3	0.10121E+03	4	0.10174E+03
7	0.10062E+03	8	0.10122E+03
11	0.10000E+03	12	0.10062E+03
15	0.10231E+03	16	0.10000E+03
19	0.10198E+03	20	0.10277E+03
23	0.10129E+03	24	0.10207E+03

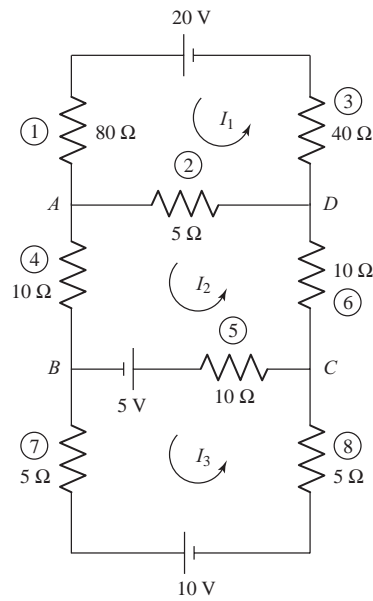
RESULTANT NODAL VALUES

1	0.10000E+03
2	0.10062E+03
3	0.10121E+03
4	0.10174E+03
5	0.10202E+03
6	0.10000E+03
7	0.10062E+03
8	0.10122E+03
9	0.10177E+03
10	0.10209E+03
11	0.10000E+03
12	0.10062E+03
13	0.10125E+03
14	0.10185E+03
15	0.10231E+03
16	0.10000E+03
17	0.10063E+03
18	0.10128E+03
19	0.10198E+03
20	0.10277E+03
21	0.10000E+03
22	0.10063E+03
23	0.10129E+03
24	0.10207E+03
25	0.00000E+00

ELEMENT VELOCITY COMPONENTS

ELEMENT	VEL (X)	VEL (Y)
1	0.12207E-03	0.57220E-05
2	0.79155E-04	0.21935E-04
3	0.26226E-04	0.47684E-05
4	0.17643E-04	0.41962E-04
5	0.11921E-03	0.00000E+00
6	0.92506E-04	0.57220E-05
7	0.12875E-04	0.21935E-04
8	0.33379E-04	0.47684E-05
9	0.12207E-03	0.57220E-05
10	0.94414E-04	-0.19073E-05
11	0.14305E-04	0.47684E-05
12	0.32902E-04	0.24796E-04
13	0.11921E-03	0.00000E+00
14	0.92506E-04	0.57220E-05
15	0.12875E-04	-0.19073E-05
16	0.45300E-04	0.47684E-05
17	0.12207E-03	0.57220E-05
18	0.94414E-04	0.28610E-04
19	0.14305E-04	0.35286E-04
20	0.48161E-04	0.95367E-06
21	0.11921E-03	0.00000E+00
22	0.10443E-03	0.57220E-05
23	0.95367E-05	0.28610E-04
24	0.30041E-04	0.35266E-04
25	0.12207E-03	0.57220E-05
26	0.10967E-03	-0.56267E-04
27	0.17643E-04	-0.19073E-04
28	0.36240E-04	0.95367E-06
29	0.11921E-03	0.00000E+00
30	0.80585E-04	0.57220E-05
31	0.28133E-04	-0.56267E-04
32	0.45300E-04	-0.19073E-04

14.17



$$[k^{(1)}] = \begin{bmatrix} I_1 & 0 \\ 80 & -80 \\ -80 & 80 \end{bmatrix}, \quad [k^{(2)}] = \begin{bmatrix} I_1 & I_2 \\ 5 & -5 \\ -5 & 5 \end{bmatrix}$$

$$[k^{(3)}] = \begin{bmatrix} I_1 & 0 \\ 40 & -40 \\ -40 & 40 \end{bmatrix}, \quad [k^{(4)}] = \begin{bmatrix} I_2 & 0 \\ 10 & -10 \\ -10 & 10 \end{bmatrix}$$

$$[k^{(5)}] = \begin{bmatrix} I_2 & I_3 \\ 10 & -10 \\ -10 & 10 \end{bmatrix}, \quad [k^{(6)}] = \begin{bmatrix} I_2 & 0 \\ 10 & -10 \\ -10 & 10 \end{bmatrix}$$

$$[k^{(7)}] = \begin{bmatrix} I_3 & 0 \\ 5 & -5 \\ -5 & 5 \end{bmatrix}, \quad [k^{(8)}] = \begin{bmatrix} I_3 & 0 \\ 5 & -5 \\ -5 & 5 \end{bmatrix}$$

$$\begin{bmatrix} I_1 & I_2 & I_3 \\ 80+5+40 & -5 & 0 \\ -5 & 5+10+10+10 & -10 \\ 0 & -10 & 10+5+5 \end{bmatrix} \begin{Bmatrix} I_1 \\ I_2 \\ I_3 \end{Bmatrix}$$

$$\begin{bmatrix} 125 & -5 & 0 \\ -5 & 35 & -10 \\ 0 & -10 & 20 \end{bmatrix} \begin{Bmatrix} I_1 \\ I_2 \\ I_3 \end{Bmatrix} = \begin{Bmatrix} 20 \\ 5 \\ -10 \end{Bmatrix}$$

$$I_{AD} = I_1 - I_2$$

$$I_{BC} = I_2 - I_3$$

Using Mathcad

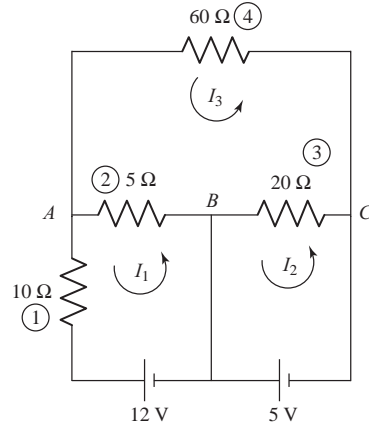
$$[K] = \begin{pmatrix} 125 & -5 & 0 \\ -5 & 35 & -10 \\ 0 & -10 & 20 \end{pmatrix} \quad [V] = \begin{pmatrix} 20 \\ 5 \\ -10 \end{pmatrix}$$

$$\text{AMPS} = \text{Isolve}(K, V) \quad \text{AMPS} = \begin{pmatrix} 0.161 \\ 0.027 \\ -0.487 \end{pmatrix}$$

$$I_{AD} = \text{AMPS}_0 - \text{AMPS}_1 \quad I_{AD} = 0.134$$

$$I_{BC} = \text{AMPS}_1 - \text{AMPS}_2 \quad I_{BC} = 0.513$$

14.18



Resistor element stiffness matrices.

$$[k^{(1)}] = 10 \begin{bmatrix} I_1 & 0 \\ 1 & -1 \\ -1 & 1 \end{bmatrix}, \quad [k^{(2)}] = 5 \begin{bmatrix} I_1 & I_3 \\ 1 & -1 \\ -1 & 1 \end{bmatrix}$$

$$[k^{(3)}] = 20 \begin{bmatrix} I_2 & I_3 \\ 1 & -1 \\ -1 & 1 \end{bmatrix}, \quad [k^{(4)}] = 60 \begin{bmatrix} I_3 & 0 \\ 1 & -1 \\ -1 & 1 \end{bmatrix}$$

Assemble equations

$$\begin{bmatrix} I_1 & I_2 & I_3 \\ 10+5 & 0 & -5 \\ 0 & 20 & -20 \\ -5 & -20 & 5+20+60 \end{bmatrix} \begin{Bmatrix} I_1 \\ I_2 \\ I_3 \end{Bmatrix} = \begin{Bmatrix} -12 \\ -6 \\ 0 \end{Bmatrix}$$

$$\begin{bmatrix} 15 & 0 & -5 \\ 0 & 20 & -20 \\ -5 & -20 & 85 \end{bmatrix} \begin{Bmatrix} I_1 \\ I_2 \\ I_3 \end{Bmatrix} = \begin{Bmatrix} -12 \\ -6 \\ 0 \end{Bmatrix}$$

Solve in Mathcad

$$I_{AB} = I_1 - I_3$$

$$I_{BC} = I_2 - I_3$$

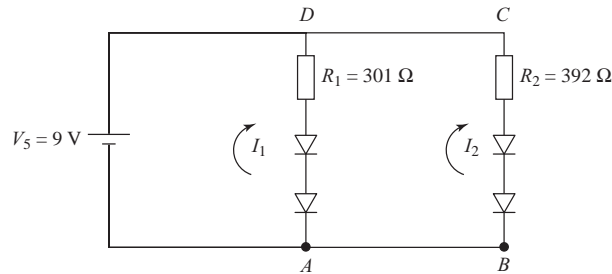
$$[K_1] = \begin{pmatrix} 15 & 0 & -5 \\ 0 & 20 & -20 \\ -5 & -20 & 85 \end{pmatrix} \quad [V_1] = \begin{pmatrix} -12 \\ -6 \\ 0 \end{pmatrix}$$

$$\text{AMPS}_1 = \text{Isolve}(K_1, V_1) \quad \text{AMPS}_1 = \begin{pmatrix} -0.853 \\ -0.458 \\ -0.158 \end{pmatrix}$$

$$I_{AB_1} = \text{AMPS}_{1_0} - \text{AMPS}_{1_2} \quad I_{AB_1} = -0.695$$

$$I_{BC_1} = \text{AMPS}_{1_1} - \text{AMPS}_{1_2} \quad I_{BC_1} = -0.3$$

14.19



$$[k^{(1)}] = \begin{bmatrix} I_1 & I_2 \\ 301 & -301 \\ -301 & 301 \end{bmatrix}, \quad [k^{(2)}] = \begin{bmatrix} I_2 & 0 \\ 392 & -392 \\ -392 & 392 \end{bmatrix}$$

$$\begin{bmatrix} I_1 & I_2 \\ 301 & -301 \\ -301 & 301+392 \end{bmatrix} \begin{Bmatrix} I_1 \\ I_2 \end{Bmatrix} = \begin{Bmatrix} 9 \\ 0 \end{Bmatrix}$$

And upon solving in Mathcad

$$I_{AD} = I_1 - I_2 \quad \text{if } < 0.015 \text{ amp } R_1 \quad \text{acceptable}$$

$$I_{BC} = I_2 \quad \text{if } < 0.015 \text{ amp } R_2 \quad \text{acceptable}$$

$$[k] = \begin{pmatrix} 301 & -301 \\ -301 & 301+392 \end{pmatrix} \quad [v] = \begin{pmatrix} 9 \\ 0 \end{pmatrix}$$

1st iteration

$$\text{AMPS} = \text{Isolve}(k, v) \quad \text{AMPS} = \begin{pmatrix} 0.053 \\ 0.023 \end{pmatrix}$$

$$I_{AD} = \text{AMPS}_0 - \text{AMPS}_1 \quad I_{AD} = 0.03$$

$$I_{BC} = \text{AMPS}_1 \quad I_{BC} = 0.023$$

Note: amps through diodes must be < 0.015 AMPS, so try larger resistors. Try changing 301 to 392 as well.

$$[k_2] = \begin{pmatrix} 392 & -392 \\ -392 & 784 \end{pmatrix}$$

$$\text{AMPS}_2 = \text{Isolve}(k_2, v) \quad \text{AMPS}_2 = \begin{pmatrix} 0.046 \\ 0.023 \end{pmatrix}$$

No good. Try larger ohm resistor (Try 523 ohms)

$$[k_3] = \begin{pmatrix} 523 & -523 \\ -523 & 1046 \end{pmatrix}$$

$$\text{AMPS}_3 = \text{Isolve}(k_3, v) \quad \text{AMPS}_3 = \begin{pmatrix} 0.034 \\ 0.017 \end{pmatrix}$$

$$I_{AD_3} = \text{AMPS}_{3_0} - \text{AMPS}_{3_1} \quad I_{AD_3} = 0.03 > 0.015 \quad \therefore \text{no good}$$

Try 549 ohms for both resistors.

$$[k_4] = \begin{pmatrix} 549 & -549 \\ -549 & 1098 \end{pmatrix}$$

$$\text{AMPS}_4 = \text{Isolve}(k_4, v) \quad \text{AMPS}_4 = \begin{pmatrix} 0.033 \\ 0.016 \end{pmatrix}$$

Final iteration

Try 715 for R_1 and 806 for R_2

$$[k_5] = \begin{pmatrix} 715 & -715 \\ -1521 & 1521 \end{pmatrix}$$

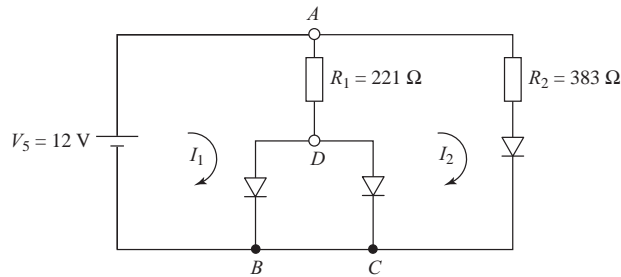
$$\text{AMPS}_5 = \text{Isolve}(k_5, v) \quad \text{AMPS}_5 = \begin{pmatrix} 0.024 \\ 0.011 \end{pmatrix}$$

$$I_{AD_5} = \text{AMPS}_{5_0} - \text{AMPS}_{5_1} \quad I_{AD_5} = 0.013$$

$$I_{BC_5} = \text{AMPS}_{5_1} \quad I_{BC_5} = 0.011 \quad \text{This works. Now amps} < 0.015 \text{ amps}$$

$$\therefore \text{Let } R_1 = 715 \Omega, \quad R_2 = 806 \Omega$$

14.20



$$[k^{(1)}] = \begin{bmatrix} I_1 & I_2 \\ 221 & -221 \\ -221 & 221 \end{bmatrix}, \quad [k^{(2)}] = \begin{bmatrix} I_2 & 0 \\ 383 & -383 \\ -383 & 383 \end{bmatrix}$$

$$\begin{bmatrix} 221 & -221 \\ -221 & 221+383 \end{bmatrix} \begin{Bmatrix} I_1 \\ I_2 \end{Bmatrix} = \begin{Bmatrix} 12 \\ 0 \end{Bmatrix}$$

$$I_{AD} = I_1 - I_2 \quad \text{if } < 0.015 \text{ amp } R_1 \quad \text{acceptable}$$

$$\text{If } I_2 < 0.015 \text{ amp } R_2 \quad \text{acceptable}$$

$$I_{BD} = I_1$$

$$I_{CD} = I_2$$

Try 2000 Ω for R_1

1270 Ω for R_2

Then $I_1 = 0.015$ amp, $I_2 = 0.00945$ amp

$$[k_{20}] = \begin{pmatrix} 221 & -221 \\ -221 & 221 + 383 \end{pmatrix} \quad \{v_{20}\} = \begin{pmatrix} 12 \\ 0 \end{pmatrix}$$

$$\text{AMPS}_{2_0} = \text{solve}(k_{20}, v_{20}) \quad \text{AMPS}_{2_0} = \begin{pmatrix} 0.086 \\ 0.031 \end{pmatrix}$$

Must increase ohms size so amps < 0.015. Try previous final R's of 715 and 806 ohms.

$$\text{AMPS}_{2_0} = \text{solve}(k_5, v_{20}) \quad \text{AMPS}_{2_0} = \begin{pmatrix} 0.032 \\ 0.015 \end{pmatrix}$$

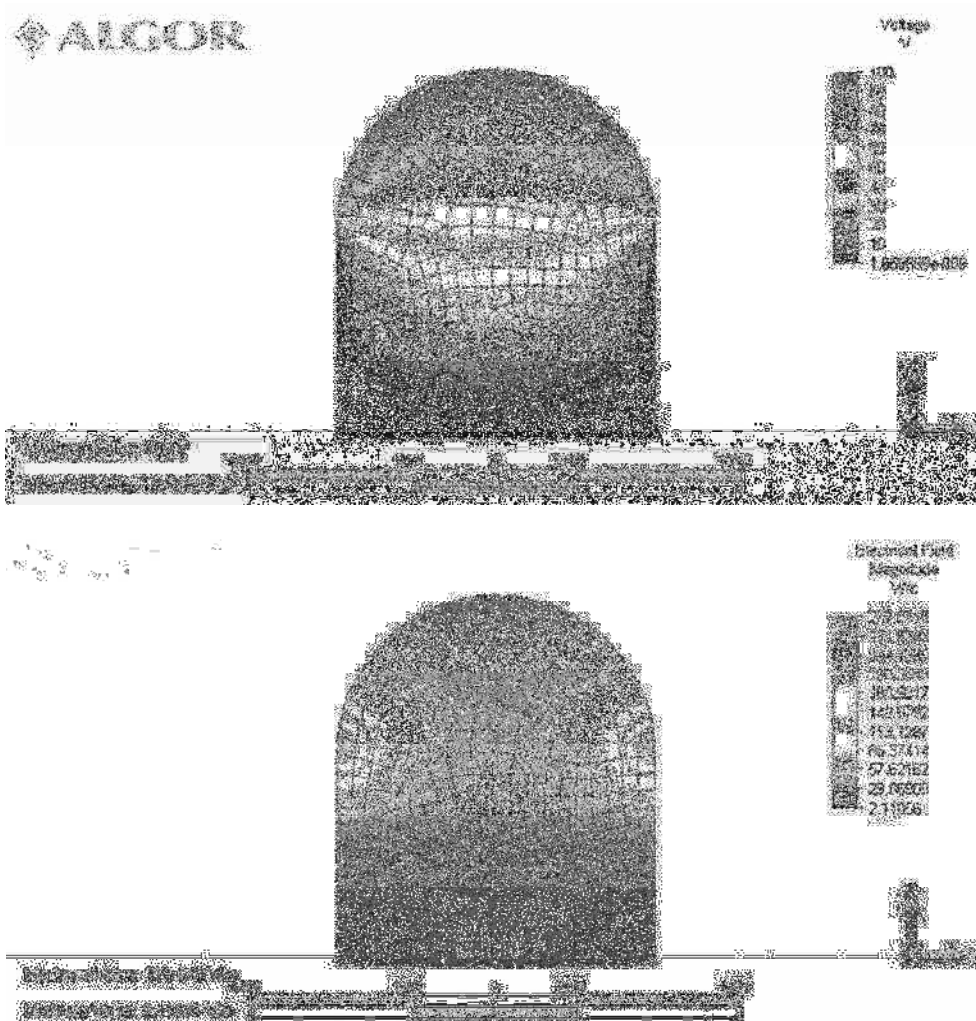
Still amps too large in diodes under R1 (Try 20000 ohm for R1 and 1270 ohms for R2)

$$k_{20f} = \begin{pmatrix} 2000 & -2000 \\ -2000 & 3270 \end{pmatrix}$$

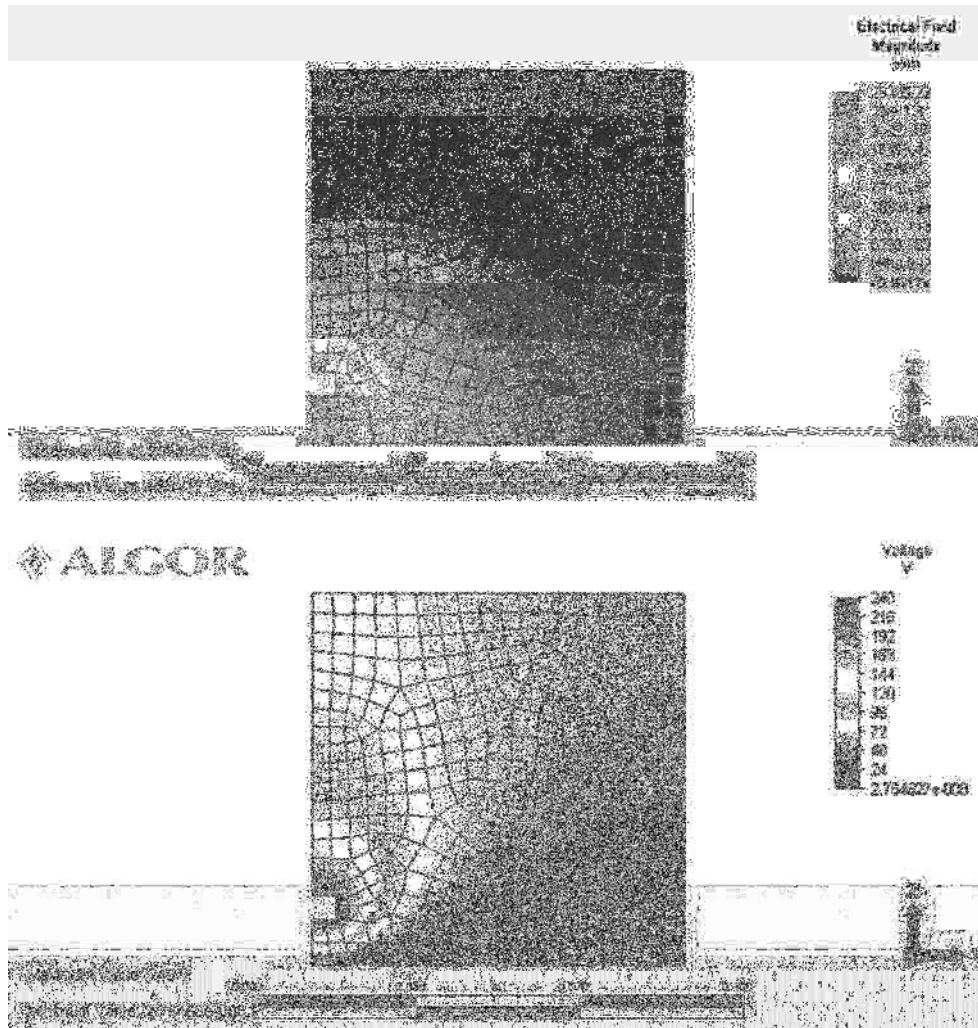
$$\text{AMPS}_{2_{0f}} = \text{solve}(k_{20f}, v_{20}) \quad \text{AMPS}_{2_{0f}} = \begin{pmatrix} 0.015 \\ 9.449 \times 10^{-3} \end{pmatrix}$$

$$\therefore \text{ Let } R_1 = 2000 \Omega, \quad R_2 = 1270 \Omega$$

14.22

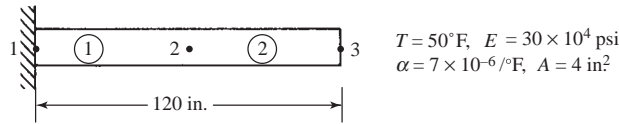


14.23



Chapter 15

15.1



$$[k^{(1)}] = \frac{AE}{60} \begin{bmatrix} 1 & 2 \\ 1 & -1 \\ -1 & 1 \end{bmatrix}, \quad [k^{(2)}] = \frac{AE}{60} \begin{bmatrix} 2 & 3 \\ 1 & -1 \\ -1 & 1 \end{bmatrix}$$

$$\{f^{(1)}\} = \begin{Bmatrix} -E\alpha TA \\ E\alpha TA \end{Bmatrix}, \quad \{f^{(2)}\} = \begin{Bmatrix} -E\alpha TA \\ E\alpha TA \end{Bmatrix}$$

$\{F\} = [K] \{d\}$ becomes

$$\begin{Bmatrix} -E\alpha TA \\ 0 \\ E\alpha TA \end{Bmatrix} = \frac{AE}{60} \begin{bmatrix} 1 & -1 & 0 \\ -1 & 2 & -1 \\ 0 & -1 & 1 \end{bmatrix} \begin{Bmatrix} u_1 = 0 \\ u_2 \\ u_3 \end{Bmatrix}$$

Solving

$$\begin{aligned} u_2 &= \alpha T L \\ &= (7 \times 10^{-6}) (50^\circ\text{F}) (60 \text{ in.}) \\ &= 0.021 \text{ in.} \end{aligned}$$

$$u_3 = 2 \alpha T L = 0.042 \text{ in.}$$

Reactions and actual nodal forces

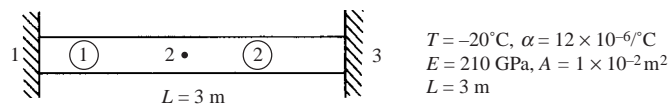
$$\{F\} = [K] \{d\} - \{F_0\}$$

$$\begin{Bmatrix} F_{1x} \\ F_{2x} \\ F_{3x} \end{Bmatrix} = \begin{bmatrix} 1 & -1 & 0 \\ -1 & 2 & -1 \\ 0 & -1 & 1 \end{bmatrix} \left(\frac{AE}{L} \right) \begin{Bmatrix} 0 \\ \alpha TL \\ 2\alpha TL \end{Bmatrix} - \begin{Bmatrix} -E\alpha TA \\ 0 \\ E\alpha TA \end{Bmatrix}$$

$$\begin{Bmatrix} F_{1x} \\ F_{2x} \\ F_{3x} \end{Bmatrix} = \begin{Bmatrix} 0 \\ 0 \\ 0 \end{Bmatrix}$$

$$\sigma^{(1)} = \sigma^{(2)} = \frac{0}{4 \text{ in.}^2} = 0$$

15.2



$$[k^{(1)}] = \frac{AE}{1.5} \begin{bmatrix} 1 & -1 \\ -1 & 1 \end{bmatrix}, \quad [k^{(2)}] = \frac{AE}{1.5} \begin{bmatrix} 1 & -1 \\ -1 & 1 \end{bmatrix}$$

$$\{f^{(1)}\} = \{f^{(2)}\} = \begin{Bmatrix} -E\alpha TA \\ E\alpha TA \end{Bmatrix}$$

Global equations

$$\frac{AE}{1.5} \begin{bmatrix} 1 & -1 & 0 \\ -1 & 2 & -1 \\ 0 & -1 & 1 \end{bmatrix} \begin{Bmatrix} u_1 = 0 \\ u_2 \\ u_3 = 0 \end{Bmatrix} = \begin{Bmatrix} -E\alpha TA \\ 0 \\ E\alpha TA \end{Bmatrix}$$

Solving

$$\frac{AE}{1.5} (2u_2) = 0$$

$$u_2 = 0$$


Forces in elements

$$\begin{Bmatrix} f_{1x}^{(1)} \\ f_{2x}^{(1)} \end{Bmatrix} = \begin{Bmatrix} 0 \\ 0 \end{Bmatrix} - \begin{Bmatrix} -E\alpha TA \\ E\alpha TA \end{Bmatrix} = \begin{Bmatrix} E\alpha TA \\ -E\alpha TA \end{Bmatrix}$$

$$E \alpha T A = (210 \text{ GPa}) (12 \times 10^{-6} / ^\circ\text{C}) (-20^\circ\text{C}) \times (1 \times 10^{-2} \text{ m}^2) = -504 \text{ kN}$$

$$\therefore f_{1x}^{(1)} = -504 \text{ kN}, f_{2x}^{(1)} = 504 \text{ kN}$$

FBD element 1



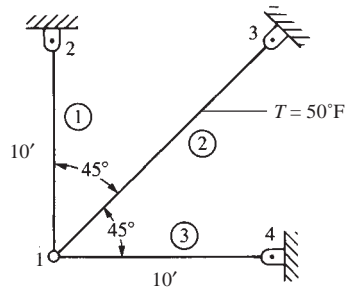
$$\sigma^{(1)} = \frac{504 \text{ kN}}{1 \times 10^{-2} \text{ m}^2} = 50,400 \text{ KPa} = 50.4 \text{ MPa}$$

Similarly

$$\sigma^{(2)} = 50.4 \text{ MPa}$$

$$F_{1x} = -504 \text{ kN}, F_{3x} = 504 \text{ kN}$$

15.3



$$\alpha = 7 \times 10^{-6} / ^\circ\text{F}, E = 30 \times 10^6 \text{ psi}$$

$$A = 2 \text{ in}^2, f_{1x} = -E\alpha TA$$

$$\{f\} = [T]^T \{f'\}$$

$$\begin{Bmatrix} f_{1x}^{(2)} \\ f_{3x}^{(2)} \end{Bmatrix} = \begin{Bmatrix} -21000 \\ 21000 \end{Bmatrix}$$

$$\{f\} = [T]^T \{f'\}$$

$$\begin{Bmatrix} f_{1x} \\ f_{1y} \\ f_{3x} \\ f_{3y} \end{Bmatrix} = \begin{bmatrix} 0.707 & -0.707 & 0 & 0 \\ 0.707 & 0.707 & 0 & 0 \\ 0 & 0 & 0.707 & -0.707 \\ 0 & 0 & 0.707 & 0.707 \end{bmatrix} \begin{Bmatrix} f'_{1x} = -21,000 \\ 0 \\ 21,000 \\ 0 \end{Bmatrix}$$

$$f_{1x} = -14,850 \text{ lb}, \quad f_{1y} = -14,850 \text{ lb}$$

$$f_{3x} = 14,850 \text{ lb}, \quad f_{3y} = -14,850 \text{ lb}$$

Boundary conditions

$$u_2 = v_2 = u_3 = v_3 = u_4 = v_4 = 0$$

$$\begin{Bmatrix} F_{1x} = -14,850 \\ F_{1y} = 14,850 \end{Bmatrix} = 500000 \begin{bmatrix} 1.354 & 0.354 \\ 0.354 & 1.354 \end{bmatrix} \begin{Bmatrix} u_1 \\ v_1 \end{Bmatrix}$$

Solving

$$-u_1 = v_1 = -0.01753 \text{ in.}$$

By Equation (14.1.57)

$$\sigma^{(1)} = \frac{E}{L} [-C \quad -S \quad C \quad S] \begin{Bmatrix} u_1 \\ v_1 \\ u_2 \\ v_2 \end{Bmatrix} = \{0\}$$

$$\sigma^{(1)} = \frac{30 \times 10^6}{120 \text{ in.}} [0 \quad -1 \quad 0 \quad 1] \begin{Bmatrix} 0.01753 \\ -0.01753 \\ 0 \\ 0 \end{Bmatrix}$$

$$\sigma^{(1)} = 4350 \text{ psi (T)}$$

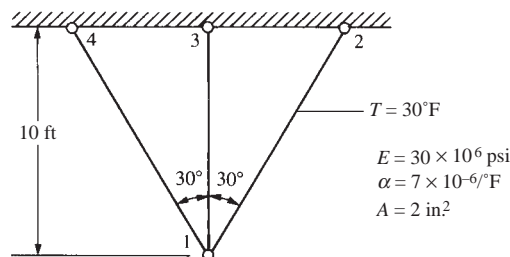
$$\sigma^{(2)} = \frac{E}{L} [-C \quad -S \quad C \quad S] \begin{Bmatrix} u_1 \\ v_1 \\ u_3 \\ v_3 \end{Bmatrix} = -E\alpha T$$

$$= \frac{30 \times 10^6}{120\sqrt{2}} [-0.707 \quad -0.707 \quad 0.707 \quad 0.707] \begin{Bmatrix} 0.01753 \\ -0.01753 \\ 0 \\ 0 \end{Bmatrix} = -10500$$

$$\sigma^{(2)} = -6150 \text{ psi (C)}$$

$$\sigma^{(3)} = 4350 \text{ psi (T)}$$

15.4



$$\{f'^{(1)}\} = \begin{Bmatrix} f'_{1x} \\ f'_{2x} \end{Bmatrix} = \begin{Bmatrix} -E\alpha TA \\ E\alpha TA \end{Bmatrix} = \begin{Bmatrix} -12600 \\ 12600 \end{Bmatrix} \text{ lb}$$

$$\{f\} = [T]^T \{f'\}$$

$$\begin{Bmatrix} f_{1x} \\ f_{1y} \\ f_{2x} \\ f_{2y} \end{Bmatrix} = \begin{bmatrix} \frac{1}{2} & \frac{-\sqrt{3}}{2} & 0 & 0 \\ \frac{\sqrt{3}}{2} & \frac{1}{2} & 0 & 0 \\ 0 & 0 & \frac{1}{2} & \frac{-\sqrt{3}}{2} \\ 0 & 0 & \frac{\sqrt{3}}{2} & \frac{1}{2} \end{bmatrix} \begin{Bmatrix} f'_{1x} = -12600 \\ f'_{1y} = 0 \\ f'_{2x} = 12600 \\ f'_{2y} = 0 \end{Bmatrix}$$

$$f_{1x} = -6300 \text{ lb}$$

$$f_{1y} = -10912 \text{ lb}$$

$$f_{2x} = 6300 \text{ lb}$$

$$f_{2y} = 10912 \text{ lb}$$

Boundary conditions

$$u_2 = v_2 = u_3 = v_3 = u_4 = v_4 = 0$$

Global equations

$$\begin{Bmatrix} F_{1x} = -6300 \\ F_{1y} = -10912 \end{Bmatrix} = \frac{(2 \text{ in.}^2)(30 \times 10^6)}{120 \text{ in.}} \begin{bmatrix} \frac{\sqrt{3}}{4} & 0 \\ 0 & 1 + \frac{3\sqrt{3}}{4} \end{bmatrix} \begin{Bmatrix} u_1 \\ v_1 \end{Bmatrix}$$

$$-6300 = 216,506 u_1 \quad u_1 = -0.0291 \text{ in.}$$

$$-10912 = 1,149,519 v_1 \quad v_1 = -0.0095 \text{ in.}$$

$$\sigma^{(1)} = \frac{E}{L} [-C \quad -S \quad C \quad S] \begin{Bmatrix} u_1 \\ v_1 \\ u_2 \\ v_2 \end{Bmatrix} - E\alpha T$$

$$= \frac{30 \times 10^6}{\frac{2(120)}{\sqrt{3}}} \begin{bmatrix} -\frac{1}{2} & \frac{-\sqrt{3}}{2} & \frac{1}{2} & \frac{\sqrt{3}}{2} \end{bmatrix} \begin{Bmatrix} -0.0291 \\ -0.0095 \\ 0 \\ 0 \end{Bmatrix}$$

$$-30 \times 10^6 \times 7 \times 10^{-6} \times 30^\circ\text{F}$$

$$\sigma^{(1)} = (216506)(0.0228) - 6300$$

$$= -1370 \text{ psi (C)}$$

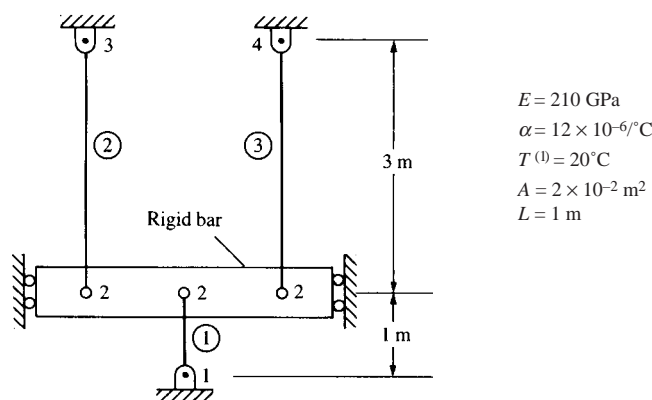
$$\sigma^{(2)} = \frac{30 \times 10^6}{120} [0 \quad -1 \quad 0 \quad 1] \begin{Bmatrix} -0.0291 \\ -0.0095 \\ 0 \\ 0 \end{Bmatrix} - 0$$

$$\sigma^{(2)} = 2375 \text{ psi (T)}$$

$$\sigma^{(3)} = \frac{30 \times 10^6}{\frac{2(120)}{\sqrt{3}}} \begin{bmatrix} \frac{1}{2} & \frac{\sqrt{3}}{2} & -\frac{1}{2} & \frac{\sqrt{3}}{2} \end{bmatrix} \begin{Bmatrix} -0.0291 \\ -0.0095 \\ 0 \\ 0 \end{Bmatrix} - 0$$

$$\sigma^{(3)} = -1370 \text{ psi (C)}$$

15.5



$$[k^{(1)}] = \frac{AE}{L^{(1)}} \begin{bmatrix} 1 & -1 \\ -1 & 1 \end{bmatrix}, \quad [k^{(2)}] = \frac{AE}{L^{(2)}} \begin{bmatrix} 1 & -1 \\ -1 & 1 \end{bmatrix}$$

$$[k^{(3)}] = \frac{AE}{L^{(3)}} \begin{bmatrix} 1 & -1 \\ -1 & 1 \end{bmatrix}$$

$$\{f^{(1)}\} = \begin{Bmatrix} -E\alpha TA \\ E\alpha TA \end{Bmatrix}$$

Global equations

$$\frac{AE}{L} \begin{bmatrix} 1 & -1 & 0 & 0 \\ -1 & 1 + \frac{1}{3} + \frac{1}{3} & -\frac{1}{3} & -\frac{1}{3} \\ 0 & -\frac{1}{3} & \frac{1}{3} & 0 \\ 0 & -\frac{1}{3} & 0 & \frac{1}{3} \end{bmatrix} \begin{Bmatrix} 0 \\ u_2 \\ 0 \\ 0 \end{Bmatrix} = \begin{Bmatrix} -E\alpha TA + F_{1x} \\ E\alpha TA \\ F_{3x} \\ F_{4x} \end{Bmatrix}$$

Solving equation (2) above

$$\frac{AE}{L} \left(\frac{5}{3} \right) u_2 = E\alpha TA$$

$$u_2 = \frac{3\alpha TL}{5} = \frac{3(12 \times 10^{-6})(20^{\circ})(1\text{m})}{5}$$

$$u_2 = 1.44 \times 10^{-4} \text{ m}$$

Global nodal forces

$$\begin{Bmatrix} F_{1x} \\ F_{2x} \\ F_{3x} \\ F_{4x} \end{Bmatrix} = \frac{(2 \times 10^{-2})(210 \times 10^9)}{1\text{m}} \begin{bmatrix} 1 & -1 & 0 & 0 \\ -1 & 1\frac{2}{3} & -\frac{1}{3} & -\frac{1}{3} \\ 0 & -\frac{1}{3} & \frac{1}{3} & 0 \\ 0 & -\frac{1}{3} & 0 & \frac{1}{3} \end{bmatrix} \begin{Bmatrix} 0 \\ 1.44 \times 10^{-4} \\ 0 \\ 0 \end{Bmatrix} - \begin{Bmatrix} -E\alpha TA \\ E\alpha TA \\ 0 \\ 0 \end{Bmatrix}$$

$$E\alpha TA = (210 \times 10^9) (12 \times 10^{-6}) (20^{\circ}) (2 \times 10^{-2})$$

$$= 1,008,000 \text{ N} = 1,008 \text{ kN}$$

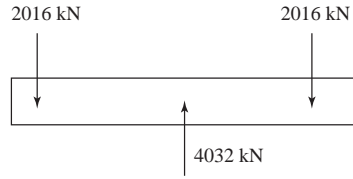
$$F_{1x} = -604.8 + 1,008 = 403.2 \text{ kN}$$

$$F_{2x} = 1,008 - 1,008 = 0$$

$$F_{3x} = -2,016 \text{ kN}$$

$$F_{4x} = -2,016 \text{ kN}$$

FBD



$$\sigma^{(1)} = [C'] \{d\} - E\alpha T$$

$$= \frac{E}{L} \begin{bmatrix} -C & -S & C & S \end{bmatrix} \begin{Bmatrix} u_1 = 0 \\ v_1 = 0 \\ u_2 = 1.44 \times 10^{-4} \\ v_2 = 0 \end{Bmatrix} - E\alpha T$$

$$= \frac{E}{L} (1.44 \times 10^{-4}) - E\alpha T$$

$$= 30.2 - 50.4$$

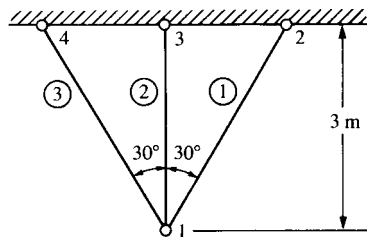
$$\sigma^{(1)} = -20.2 \text{ MPa (C)}$$

$$\sigma^{(2)} = \frac{210 \times 10^{-9}}{3\text{m}} \begin{bmatrix} -1 & 0 & 1 & 0 \end{bmatrix} \begin{Bmatrix} 1.44 \times 10^{-4} \\ 0 \\ 0 \\ 0 \end{Bmatrix} - 0$$

$$= -100.8 \times 10^5 \frac{\text{N}}{\text{m}^2}$$

$$\sigma^{(2)} = -10.08 \text{ MPa (C)} = \sigma^{(3)}$$

15.6



$$E = 70 \text{ GPa} \quad \alpha = 23 \times 10^{-6}/^\circ\text{C}$$

$$A = 4 \times 10^{-2} \text{ m}^2 \quad T^{(2)} = -20^\circ\text{C}$$

$$[k^{(1)}] = \frac{AE}{3.46\text{m}} \begin{bmatrix} \frac{1}{4} & \frac{\sqrt{3}}{4} & -\frac{1}{4} & -\frac{\sqrt{3}}{4} \\ & \frac{3}{4} & -\frac{\sqrt{3}}{4} & -\frac{3}{4} \\ & & \frac{1}{4} & \frac{\sqrt{3}}{4} \\ \text{Symmetry} & & & \frac{3}{4} \end{bmatrix}$$

$$[k^{(2)}] = \frac{AE}{3m} \begin{bmatrix} 0 & 0 & 0 & 0 \\ 0 & 1 & 0 & -1 \\ 0 & 0 & 0 & 0 \\ 0 & -1 & 0 & 1 \end{bmatrix}$$

$$[k^{(3)}] = \frac{AE}{3.46m} \begin{bmatrix} \frac{1}{4} & -\frac{\sqrt{3}}{4} & -\frac{1}{4} & \frac{\sqrt{3}}{4} \\ & \frac{3}{4} & \frac{\sqrt{3}}{4} & -\frac{3}{4} \\ & & \frac{1}{4} & -\frac{\sqrt{3}}{4} \\ \text{Symmetry} & & & \frac{3}{4} \end{bmatrix}$$

Boundary conditions

$$u_2 = v_2 = u_3 = v_3 = u_4 = v_4 = 0$$

Thermal forces

$$f'_{1x} = -E\alpha TA, f'_{3x} = E\alpha TA$$

Convert to global forces using

$$\{f\} = [T]^T \{f'\}$$

$$\begin{Bmatrix} f'_{1x} \\ f'_{1y} \\ f'_{3x} \\ f'_{3y} \end{Bmatrix} = \begin{bmatrix} 0 & -1 & 0 & 0 \\ -1 & 0 & 0 & 0 \\ 0 & 0 & 0 & -1 \\ 0 & 0 & -1 & 0 \end{bmatrix} \begin{Bmatrix} -E\alpha TA \\ 0 \\ E\alpha TA \\ 0 \end{Bmatrix} = \begin{Bmatrix} 0 \\ E\alpha TA \\ 0 \\ -E\alpha TA \end{Bmatrix}$$

$$\begin{aligned} \therefore f'_{1y} &= E\alpha TA = (70 \times 10^6) (23 \times 10^{-6}) (-20^\circ\text{C}) \times (4 \times 10^{-2} \text{ m}^2) \\ &= 1288 \text{ kN} \\ f'_{3y} &= -1288 \text{ kN} \end{aligned}$$

Assemble equations $\{F\} = [K] \{d\} - \{F_0\}$

$$\frac{AE}{3.46} \begin{bmatrix} 0.5 & 0 \\ 0 & 2.65 \end{bmatrix} \begin{Bmatrix} u_1 \\ v_1 \end{Bmatrix} = \begin{Bmatrix} 0 \\ 1288 \end{Bmatrix}$$

Solving

$$u_1 = 0$$

$$v_1 = \frac{1288(3.46)}{2.65(4 \times 10^{-2})(70 \times 10^6)} = 6 \times 10^{-4} \text{ m}$$

Element forces

$$\{f'\} = [k'] \{d'\} - \{f'_0\} = [k'] [T]^* \{d\} - \{f'_0\}$$

$$\begin{Bmatrix} \hat{f}'_{1x} \\ \hat{f}'_{2x} \end{Bmatrix} = \frac{AE}{3.46} \begin{bmatrix} 1 & -1 \\ -1 & 1 \end{bmatrix} \begin{bmatrix} C & S & 0 & 0 \\ 0 & 0 & C & S \end{bmatrix} \begin{Bmatrix} u_1 \\ v_1 \\ u_2 \\ v_2 \end{Bmatrix}$$

$$= \frac{AE}{3.46} \begin{bmatrix} C & S & -C & -S \\ -C & -S & C & S \end{bmatrix} \begin{cases} u_1 = 0 \\ v_1 = 6 \times 10^{-4} \\ u_3 = 0 \\ v_3 = 0 \end{cases}$$

$$= \frac{(4 \times 10^{-2})(70 \times 10^6)}{3.46} \begin{cases} \frac{\sqrt{3}}{2} \times 6 \times 10^{-4} \\ -\frac{\sqrt{3}}{2} \times 6 \times 10^{-4} \end{cases}$$

$$= \begin{cases} 420 \\ -420 \end{cases} \text{ kN}$$

Stresses

$$\sigma = [C'] \{d\} - E \alpha T \quad \text{or} \quad \sigma^{(1)} = \frac{f'_{2x}}{A}$$

Element 1

$$\sigma^{(1)} = \frac{-420}{4 \times 10^{-2}} = -10.5 \text{ MPa (C)}$$

Element 2

$$\sigma^{(2)} = \frac{70 \times 10^6}{3.0\text{m}} [0 \ -1 \ 0 \ 1] \begin{cases} u_1 = 0 \\ v_1 = 6 \times 10^{-4} \\ 0 \\ 0 \end{cases}$$

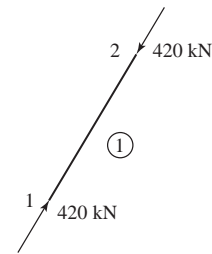
$$-70 \times 10^6 (23 \times 10^{-6}) (-20^\circ\text{C})$$

$$= -14000 + 32200$$

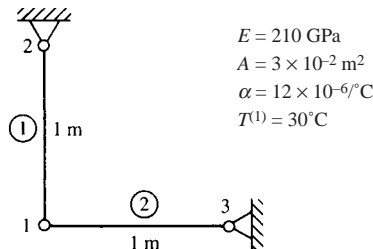
$$= 18200 \text{ kPa}$$

$$\sigma^{(2)} = 18.2 \text{ MPa (T)}$$

$$\sigma^{(3)} = \sigma^{(1)} = -10.5 \text{ MPa (C)}$$



15.7



$$E \alpha T A = \left(210 \times 10^6 \frac{\text{kN}}{\text{m}^2} \right) \times 12 \times \frac{10^{-6}}{^\circ\text{C}} \times 30^\circ\text{C} \times (3 \times 10^{-2})$$

$$= 2.27 \times 10^3 \text{ kN}$$

$$[k^{(1)}] = \frac{AE}{L} \begin{bmatrix} 0 & 0 & 0 & 0 \\ 0 & 1 & 0 & -1 \\ 0 & 0 & 0 & 0 \\ 0 & -1 & 0 & 1 \end{bmatrix}$$

$$\{f'_0\} = \begin{cases} -E\alpha TA \\ E\alpha TA \end{cases}$$

$$[k^{(2)}] = \frac{AE}{L} \begin{bmatrix} 1 & 0 & -1 & 0 \\ 0 & 0 & 0 & 0 \\ -1 & 0 & 1 & 0 \\ 0 & 0 & 0 & 0 \end{bmatrix}$$

$$\{f_0^{(2)}\} = \begin{Bmatrix} 0 \\ 0 \end{Bmatrix}$$

Transform initial forces to global forces

$$\begin{Bmatrix} f_{1x}^{(1)} \\ f_{1y}^{(1)} \\ f_{2x}^{(1)} \\ f_{2y}^{(1)} \end{Bmatrix} = \begin{bmatrix} 0 & -1 & 0 & 0 \\ -1 & 0 & 0 & 0 \\ 0 & 0 & 0 & -1 \\ 0 & 0 & -1 & 0 \end{bmatrix} \begin{Bmatrix} -E\alpha TA \\ 0 \\ E\alpha TA \\ 0 \end{Bmatrix} = \begin{Bmatrix} 0 \\ E\alpha TA \\ 0 \\ -E\alpha TA \end{Bmatrix}$$

Assemble global equations

$$\frac{(3 \times 10^{-2} \text{ m}^2)(210 \times 10^6 \frac{\text{kN}}{\text{m}^2})}{1 \text{ m}} \begin{bmatrix} 1 & 0 \\ 0 & 1 \end{bmatrix} \begin{Bmatrix} u_1 \\ v_1 \end{Bmatrix} = \begin{Bmatrix} 0 \\ -2.27 \times 10^3 \end{Bmatrix}$$

where $u_2 = v_2 = u_3 = v_3 = 0$

Solving

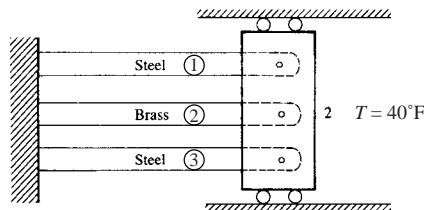
$$u_1 = 0 \quad v_1 = -3.6 \times 10^{-4} \text{ m}$$

Stresses

$$\begin{aligned} \sigma^{(1)} &= \frac{E}{L} \begin{bmatrix} 0 & -1 & 0 & 1 \\ -C & -S & C & S \end{bmatrix} \begin{Bmatrix} 0 \\ -3.6 \times 10^{-4} \\ 0 \\ 0 \end{Bmatrix} - E\alpha T \\ &= \frac{210 \times 10^9}{1 \text{ m}} (3.6 \times 10^{-4} \text{ m}) - 210 \times 10^9 \times 12 \times 10^{-6} \times 30 \\ \sigma^{(1)} &= 0 \\ \sigma^{(2)} &= \frac{210 \times 10^9}{1 \text{ m}} (0) - 0 = 0 \end{aligned}$$

For statically determinate structure thermal stresses are zero.

15.8



$$[k^{(1)}] = \frac{(2)(30 \times 10^6)}{60} \begin{bmatrix} 1 & -1 \\ -1 & 1 \end{bmatrix} = [k^{(3)}]$$

$$[k^{(2)}] = \frac{2(15 \times 10^6)}{60} \begin{bmatrix} 1 & 2 \\ 1 & -1 \\ -1 & 1 \end{bmatrix}$$

Global equations

$$10^6 \begin{bmatrix} 2.5 & -2.5 \\ -2.5 & 2.5 \end{bmatrix} \begin{Bmatrix} u_1 = 0 \\ v_2 \end{Bmatrix} = \begin{Bmatrix} F_{1x} - 15600 \times 2 - 12000 \\ 15600 \times 2 + 12000 \end{Bmatrix} \quad (1)$$

where

$$f^{(1)} = -E\alpha TA = -30 \times 10^6 \times 6.5 \times 10^{-6} \times 40 \times 2 \\ = -15600 \text{ lb}$$

$$\{f^{(1)}\} = \begin{Bmatrix} -15600 \\ 15600 \end{Bmatrix} = \{f^{(3)}\}$$

$$f^{(2)} = 15 \times 10^6 \times 10 \times 10^{-6} \times 40 \times 2 \\ = -12000 \text{ lb}$$

$$\{f^{(2)}\} = \begin{Bmatrix} -12000 \\ 12000 \end{Bmatrix} \text{ lb}$$

Solving Equation (1) above

$$u_2 = 0.01728 \text{ in.}$$

Stresses

$$\sigma_{st} = \frac{AE}{L} \frac{u_2}{A} - E\alpha T \\ = \frac{(30 \times 10^6)}{60} (0.01728) - 30 \times 10^6 (6.5 \times 10^{-6}) 40 \\ = 8640 - 7800$$

$$\sigma_{st} = 840 \text{ psi (T)}$$

$$\sigma_{sr} = \frac{E}{L} u_2 - E\alpha T \\ = \frac{15 \times 10^6}{60} (0.01728) - 15 \times 10^6 (10 \times 10^{-6}) \times 40 \\ = 4320 - 6000 = -1680 \text{ psi}$$

- 15.9** A uniform temperature increase of 10°C in each element yields zero stress for this special symmetric arrangement of the truss elements. See the table and figure 1 below showing the stresses from Algor to be zero in each element of the truss.

Note that if the truss is not symmetric as shown in figure 2 and then is uniformly heated, the middle element has a stress of -3.46 MPa in it, while the top element has a stress of 2.83 MPa in it.

**** 3-D truss elements

Number of elements = 3

Number of materials = 1

**** Nodal stresses for 3-D truss elements

El. #	LC	ND	Stress	Force
1	1	I	-1.118E-08	-1.341E-11
1	1	J	1.118E-08	1.341E-11
2	1	I	-1.118E-08	-1.341E-11
2	1	J	1.118E-08	1.341E-11
3	1	I	-1.118E-08	-1.341E-11
3	1	J	1.118E-08	1.341E-11

When we uniformly heat the truss the stresses go to zero for this symmetric structure.

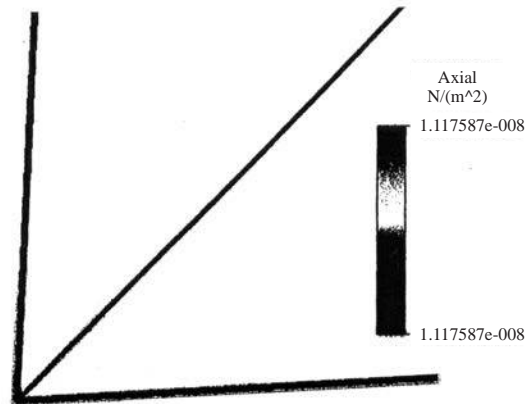


Figure 1

When we uniformly heat the truss the stresses are not zero for this unsymmetric statically indeterminate structure.

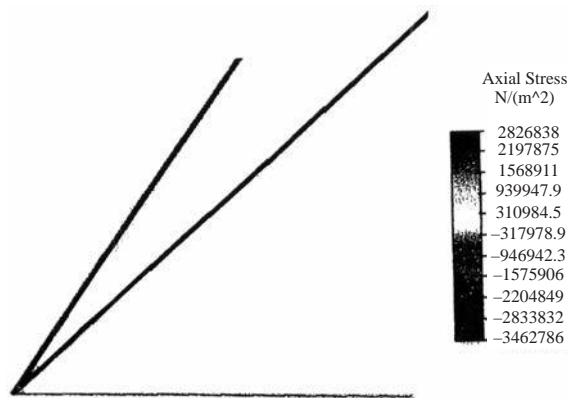
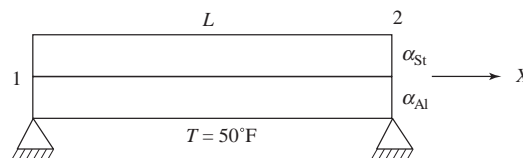


Figure 2

15.10 Bodies that are statically indeterminate will have stress due to uniform temperature change. (see figure 2 in solution to P 15.9) except in special symmetry cases (see figure 1 and table of results in P15.9). Also see, for instance, example 15.1, figure 15-5 and P 15.3, P 15.4 and P 15.6.

15.11



$$[k_{st}] = \frac{AE_{st}}{L} \begin{bmatrix} 1 & -1 \\ -1 & 1 \end{bmatrix}, [k_{Al}] = \frac{AE_{Al}}{L} \begin{bmatrix} 1 & -1 \\ -1 & 1 \end{bmatrix}$$

$$\frac{A}{L} \begin{bmatrix} E_{st} + E_{Al} & -E_{st} - E_{Al} \\ -E_{st} - E_{Al} & E_{st} + E_{Al} \end{bmatrix} \begin{Bmatrix} u_1 = 0 \\ u_2 \end{Bmatrix} = \begin{Bmatrix} F_{lx} - E_{st} \alpha_{st} TA - E_{Al} \alpha_{Al} TA \\ (E_{st} \alpha_{st} + E_{Al} \alpha_{Al}) TA \end{Bmatrix}$$

Boundary conditions $u_1 = 0$

$$\frac{A}{L} (E_{st} + E_{Al}) u_2 = (E_{st} + \alpha_{st} + E_{Al} \alpha_{Al}) T A$$

$$u_2 = \frac{(E_{st} \alpha_{st} + E_{Al} \alpha_{Al}) TL}{E_{st} + E_{Al}}$$

$$u_2 = \frac{(30 \times 10^6 \times 6.5 \times 10^{-6} + 10 \times 10^6 \times 13 \times 10^{-6}) TL}{(30 + 10) \times 10^6}$$

$$u_2 = 8.125 \times 10^{-6} TL$$

$$= (8.125 \times 10^{-6}) (50^\circ F) L$$

$$u_2 = 406.25 \times 10^{-6} L$$

$$\sigma_{st} = [C'] \{d\} - \sigma_T$$

$$= \frac{E_{st}}{L} (-1 \ 0 \ 1 \ 0) \begin{Bmatrix} 0 \\ 0 \\ 406.25 \times 10^{-6} L \\ 0 \end{Bmatrix} - E_{st} \alpha_{st} T$$

$$= 30 \times 10^6 \times 406.25 \times 10^{-6} - 30 \times 10^6 \times 6.5 \times 10^{-6} \times 50$$

$$= 12187.5 - 9750$$

$$\sigma_{st} = 2437.5 \text{ psi (T)}$$

$$\sigma_{Al} = 10 \times 10^6 \times 406.25 \times 10^{-6} - 10 \times 10^6 \times 13 \times 10^{-6} \times 50$$

$$= 4062.5 - 6500$$

$$\sigma_{Al} = -2437.5 \text{ psi (C)}$$

$$\sigma_{st} = -\sigma_{Al}$$

15.12 To close gap of 0.005 in.

$$\delta_{\text{gap}} = \alpha_{br} \Delta T L_{br} + \alpha_m \Delta T L_m$$

$$\Delta T = \frac{\delta_{\text{gap}}}{\alpha_{br} L_{br} + \alpha_m L_m}$$

$$= \frac{0.005 \text{ in.}}{11.3 \times 10^{-6} \times 1 \text{ in.} + 14.5 \times 10^{-6} \times 1.5 \text{ in.}}$$

$$\Delta T = 151.3^\circ F \text{ to close gap}$$

$$\delta_{\text{br close}} = \alpha_{br} \Delta T L_{br}$$

$$= 11.3 \times 10^{-6} \times 151.3^\circ \times 1 \text{ in.}$$

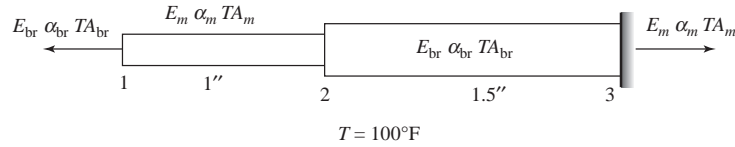
$$= 0.0017097 \text{ in.}$$

$$\delta_{\text{m close}} = \alpha_m \Delta T L_m$$

$$= 14.5 \times 10^{-6} \times 151.3 \times 15 \text{ in.}$$

$$= 0.0032908 \text{ in.}$$

(a)



$$[k_{br}] = \frac{A_{br} E_{br}}{L_{br}} \begin{bmatrix} 1 & -1 \\ -1 & 1 \end{bmatrix}, [k_m] = \frac{A_m E_m}{L_m} \begin{bmatrix} 1 & -1 \\ -1 & 1 \end{bmatrix}$$

$$\begin{bmatrix} \frac{A_{br} E_{br}}{L_{br}} & -\frac{A_{br} E_{br}}{L_{br}} & 0 \\ -\frac{A_{br} E_{br}}{L_{br}} & \frac{A_{br} E_{br}}{L_{br}} + \frac{A_m E_m}{L_m} & -\frac{A_m E_m}{L_m} \\ 0 & -\frac{A_m E_m}{L_m} & \frac{A_m E_m}{L_m} \end{bmatrix} \begin{cases} u_1 = 0 \\ u_2 \\ u_3 = 0 \end{cases}$$

$$= \begin{cases} F_{1x} - E_{br} \alpha_{br} T A_{br} \\ -E_m \alpha_m T A_m + E_{br} \alpha_{br} T A_{br} \\ F_{3x} + E_m \alpha_m T A_m \end{cases}$$

$$\left(\frac{A_{br} E_{br}}{L_{br}} + \frac{A_m E_m}{L_m} \right) u_2 = -E_m \alpha_m T A_m + E_{br} \alpha_{br} T A_{br}$$

$$u_2 = \left(\frac{-E_m \alpha_m T A_m + E_{br} \alpha_{br} T A_{br}}{\frac{A_{br} E_{br}}{L_{br}} + \frac{A_m E_m}{L_m}} \right)$$

$$u_2 = \left(\frac{-4.5 \times 10^6 \times 14.5 \times 10^{-6} \times 0.15 \text{ in.}^2 + 15 \times 10^6 \times 11.3 \times 10^{-6} \times 0.1 \text{ in.}^2}{\frac{0.10 \times 15 \times 10^6}{1''} + \frac{0.15 \times 4.5 \times 10^6}{1.5''}} \right) 100$$

$$u_2 = 3.673 \times 10^{-4} \text{ in.} \rightarrow$$

$$\sigma_{br} = \frac{E_{br}}{L_{br}} u_2 - E_{br} \alpha_{br} T$$

$$= \frac{E_{br}}{L_{br}} \left(\frac{-E_m \alpha_m T A_m + E_{br} \alpha_{br} T A_{br}}{\frac{A_{br} E_{br}}{L_{br}} + \frac{A_m E_m}{L_m}} \right) - E_{br} \alpha_{br} T$$

$$= \frac{1.5 \times 10^6}{1''} \left(\frac{-4.5 \times 10^6 \times 14.5 \times 10^{-6} \times 0.15 \text{ in.}^2 + 15 \times 10^6 \times 11.3 \times 10^{-6} \times 0.1 \text{ in.}^2}{\frac{0.10 \times 15 \times 10^6}{1} + \frac{0.15 \times 4.5 \times 10^6}{1.5}} \right) 100^\circ$$

$$- 15 \times 10^6 \times 11.3 \times 10^{-6} \times 100$$

$$= 15 \times 10^6 \left(\frac{-9.7875 + 16.95}{(1.5 + 0.45) \times 10^6} \right) 100 - 16950$$

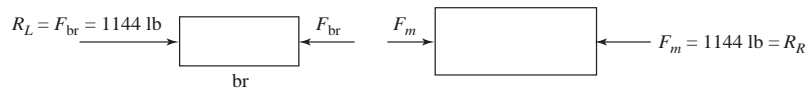
$$\begin{aligned}
 &= \frac{107.4375 \times 100}{1.95} - 16950 \\
 &= \frac{10743.75}{1.95} - 16950 \\
 &= 5509.6 - 16950 \\
 \sigma_{br} &= -11440 \text{ psi (C)} \\
 F_{br} &= (-11440 \text{ psi}) (0.1 \text{ in.}^2) = -1144 \text{ lb} \\
 \sigma_m &= [C'] \{d\} - \sigma_m \\
 &= \frac{E_m}{L_m} [-1 \quad 0 \quad 1 \quad 0] \left\{ \begin{array}{l} 3.673 \times 10^{-4} \text{ in.} = u_2 \\ 0 = v_2 \\ 0 = u_3 \\ 0 = v_3 \end{array} \right\} - E_m \alpha_m T \\
 &= \frac{-4.5 \times 10^6}{1.5 \text{ in.}} (-3.673 \times 10^{-4} \text{ in.}) - 4.5 \times 10^6 \times 14.5 \times 10^{-6} \times 100^\circ\text{F} \\
 &= -1100 - 6525 \\
 \sigma_m &= -7625 \text{ psi (C)}
 \end{aligned}$$

Check equations

$$F_m = \sigma_m A_m = (-7625) (0.15 \text{ in.}^2)$$

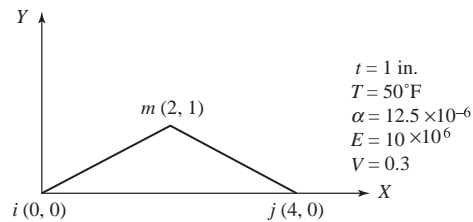
$$F_m = -1144 \text{ lb}$$

Same as $F_b = -1144 \text{ lb}$. So equations check satisfied.



\therefore Reactions R_L and R_m equal but opposite in direction.

15.13



$$\{f_T\} = \frac{\alpha E t T}{2(1-\nu)} \left\{ \begin{array}{l} \beta_i \\ \gamma_i \\ \beta_j \\ \gamma_j \\ \beta_m \\ \gamma_m \end{array} \right\}$$

$$\beta_i = y_j - y_m = 0 - 1 = -1$$

$$\gamma_i = x_m - x_j = 2 - 4 = -2$$

$$\beta_j = y_m - y_i = 1 - 0 = 1$$

$$\gamma_j = x_i - x_m = 0 - 2 = -2$$

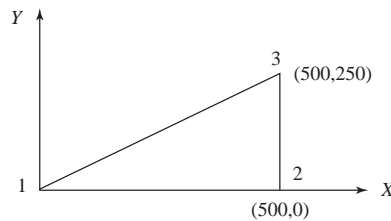
$$\beta_m = y_i - y_j = 0 - 0 = 0$$

$$\gamma_m = x_j - x_i = 4 - 0 = 4$$

$$\{f_T\} = \frac{(12.5 \times 10^{-6})(10 \times 10^6)(1)(50)}{2(1 - 0.3)} \begin{Bmatrix} -1 \\ -2 \\ 1 \\ -2 \\ 0 \\ 4 \end{Bmatrix}$$

$$\{f_T\} = \begin{Bmatrix} -4464 \\ -8929 \\ 4464 \\ -8929 \\ 0 \\ 17857 \end{Bmatrix} \text{ lb}$$

15.14



$$E = 70 \text{ GPa}, \quad \nu = 0.3$$

$$T = 30^\circ\text{C}, \quad \alpha = 23 \times 10^{-6}/^\circ\text{C} \quad t = 5 \text{ mm}$$

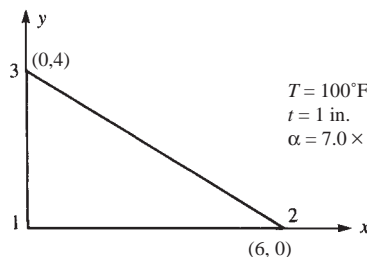
$$\beta_1 = -250 \text{ mm}, \quad \beta_2 = 250 \text{ mm}, \quad \beta_3 = 0$$

$$\gamma_1 = 0, \quad \gamma_2 = -500 \text{ mm}, \quad \gamma_3 = 500 \text{ mm}$$

$$\{f_T\} = \frac{(23 \times 10^{-6})(70 \times 10^9)(0.005 \text{ m})30^\circ\text{C}}{2(1 - 0.3)} \begin{Bmatrix} -0.25 \text{ m} \\ 0 \\ 0.25 \text{ m} \\ -0.50 \text{ m} \\ 0 \\ 0.50 \text{ m} \end{Bmatrix}$$

$$\{f_T\} = 43125 \begin{Bmatrix} -1 \\ 0 \\ 1 \\ -2 \\ 0 \\ 2 \end{Bmatrix} \text{ N}$$

15.15



$$T = 100^\circ\text{F}$$

$$t = 1 \text{ in.}$$

$$\alpha = 7.0 \times 10^{-6}/^\circ\text{F}$$

$$\beta_i = y_j - y_m = 0 - 4 = -4,$$

$$\gamma_i = x_m - x_j = 0 - 6 = -6$$

$$\beta_j = y_m - y_i = 4 - 0 = 4,$$

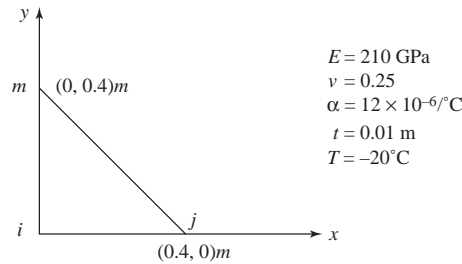
$$\gamma_j = x_i - x_m = 0 - 0 = 0$$

$$\beta_m = y_i - y_j = 0 - 0 = 0, \quad \gamma_m = x_j - x_i = 6 - 0 = 6$$

$$\{f_T\} = \frac{(7.0 \times 10^{-6})(30 \times 10^6)(1)(100^\circ\text{F})}{2(1-0.3)} \begin{Bmatrix} -4 \\ -6 \\ 4 \\ 0 \\ 0 \\ 6 \end{Bmatrix}$$

$$= \begin{Bmatrix} -60,000 \\ -90,000 \\ 60,000 \\ 0 \\ 0 \\ 90,000 \text{ lb} \end{Bmatrix}$$

15.16



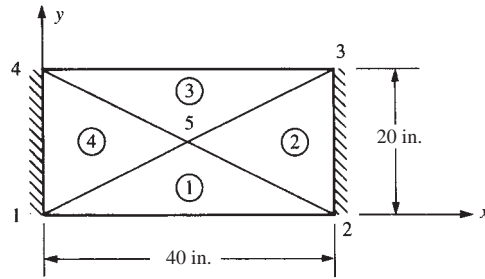
$$\{f_T\} = \frac{\alpha E t T}{2(1-\nu)} \begin{Bmatrix} \beta_i \\ \gamma_i \\ \beta_j \\ \gamma_j \\ \beta_m \\ \gamma_m \end{Bmatrix}$$

$$\begin{aligned} \beta_i &= -0.4 \text{ m} & \gamma_i &= -0.4 \text{ m} \\ \beta_j &= 0.4 \text{ m} & \gamma_j &= 0 \\ \beta_m &= 0 & \gamma_m &= 0.4 \text{ m} \end{aligned}$$

$$\{f_T\} = \frac{(12 \times 10^{-6})(210 \times 10^9)(0.01)(-20^\circ\text{C})}{2(1-0.25)} \begin{Bmatrix} -0.4 \\ -0.4 \\ 0.4 \\ 0 \\ 0 \\ 0.4 \end{Bmatrix}$$

$$\{f_T\} = \begin{Bmatrix} 134.4 \\ 134.4 \\ -134.4 \\ 0 \\ 0 \\ -134.4 \end{Bmatrix} \text{ kN}$$

15.17



Thermal force matrix

Element 1

$$i = 1, j = 2, m = 5$$

$$\beta_i = y_j - y_m = 0 - 10 = -10, \quad \gamma_i = x_m - x_j = 20 - 40 = -20$$

$$\beta_j = y_m - y_i = 10 - 0 = 10, \quad \gamma_j = x_i - x_m = 0 - 20 = -20$$

$$\beta_m = y_i - y_j = 0 - 0 = 0, \quad \gamma_m = x_j - x_i = 40 - 0 = 40$$

$$\{f_T^{(1)}\} = \frac{(12.5 \times 10^{-6})(10 \times 10^6)(1)(50)}{2(1 - 0.3)} \begin{Bmatrix} -10 \\ -20 \\ 10 \\ -20 \\ 0 \\ 40 \end{Bmatrix}$$

$$\{f_T^{(1)}\} = \begin{Bmatrix} -44643 \\ 89286 \\ 44643 \\ -89286 \\ 0 \\ 178572 \end{Bmatrix}$$

Element 2

$$i = 2, j = 3, m = 5$$

$$\beta_i = 20 - 10 = 10, \quad \gamma_i = 20 - 40 = -20$$

$$\beta_j = 10 - 0 = 10, \quad \gamma_j = 40 - 20 = 20$$

$$\beta_m = 0 - 20 = -20, \quad \gamma_m = 40 - 40 = 0$$

$$\{f_T^{(2)}\} = 4464.3 \begin{Bmatrix} 10 \\ -20 \\ 10 \\ 20 \\ -20 \\ 0 \end{Bmatrix} = \begin{Bmatrix} 44643 \\ -89286 \\ 44643 \\ 89286 \\ -89286 \\ 0 \end{Bmatrix}$$

Element 3

$$i = 3, j = 4, m = 5$$

$$\beta_i = 20 - 10 = 10, \quad \gamma_i = 20 - 0 = 20$$

$$\beta_j = 10 - 20 = -10, \quad \gamma_j = 40 - 20 = 20$$

$$\beta_m = 20 - 20 = 0, \quad \gamma_m = 0 - 40 = -40$$

$$\{f_T^{(3)}\} = 4464.3 \begin{Bmatrix} 10 \\ 20 \\ -10 \\ 20 \\ 0 \\ -40 \end{Bmatrix} = \begin{Bmatrix} 44643 \\ 89286 \\ -44643 \\ 89286 \\ 0 \\ -178572 \end{Bmatrix}$$

Element 4

$$\begin{aligned} i &= 4, j = 1, m = 5 \\ \beta_i &= 0 - 10 = -10 & \gamma_i &= 20 - 0 = 20 \\ \beta_j &= 10 - 20 = -10 & \gamma_j &= 0 - 20 = -20 \\ \beta_m &= 20 - 0 = 20 & \gamma_m &= 0 - 0 = 0 \end{aligned}$$

$$\{f_T^{(4)}\} = 4464.3 \begin{Bmatrix} -10 \\ 20 \\ -10 \\ -20 \\ 20 \\ 0 \end{Bmatrix} = \begin{Bmatrix} -44643 \\ 89286 \\ -44643 \\ -89286 \\ 89286 \\ 0 \end{Bmatrix}$$

$$\{F_0\} = [K] \{d\}$$

By direct superposition, we have

$$\begin{Bmatrix} -89,286 \\ -178,572 \\ 89,286 \\ -178,572 \\ 89,286 \\ 178,572 \\ -89,286 \\ 178,572 \\ 0 \\ 0 \end{Bmatrix} = \frac{10 \times 10^6}{4.16} \begin{bmatrix} 3 & 2 & 0.1 & 0.2 & 0 & 0 & -0.1 & -0.2 & -3 & -2 \\ & 6 & -0.2 & 2.6 & 0 & 0 & 0.2 & -2.6 & -2 & -6 \\ & & 3 & -2 & -0.1 & 0.2 & 0 & 0 & -3 & 2 \\ & & & 6 & -0.2 & -2.6 & 0 & 0 & 2 & -6 \\ & & & & 3 & 2 & 0.1 & 0.2 & -3 & -2 \\ & & & & & 6 & -0.2 & 2.6 & -2 & -6 \\ & & & & & & 3 & -2 & -3 & 2 \\ & & & & & & & 6 & 2 & -6 \\ & & & & & & & & 12 & 0 \\ & & & & & & & & & 24 \end{bmatrix}$$

Symmetry

$$\times \begin{Bmatrix} u_1 = 0 \\ v_1 = 0 \\ \vdots \\ \vdots \\ u_5 \\ v_5 \end{Bmatrix}$$

Solving

$$0 = \frac{10 \times 10^6}{4.16} 12 u_s \Rightarrow u_s = 0$$

$$0 = \frac{10 \times 10^6}{4.16} 24 v_s \Rightarrow v_s = 0$$

Stresses

$$\{\sigma\} = \{\sigma_L\} - \{\sigma_T\}$$

$$\{\sigma_L\} = [D][B]\{d\} = 0 \text{ as } \{d\} = \underline{0}$$

$$\therefore \{\sigma\} = -\{\sigma_T\} = -[D]\{\varepsilon_T\}$$

Element 1

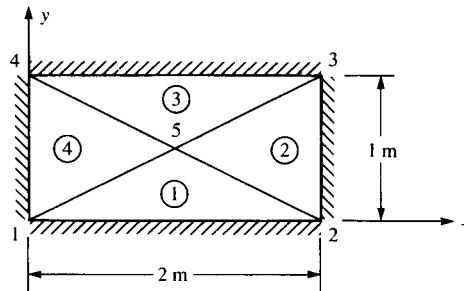
$$\{\sigma\} = -\frac{E}{1-\nu^2} \begin{bmatrix} 1 & \nu & 0 \\ \nu & 1 & 0 \\ 0 & 0 & \frac{1-\nu}{2} \end{bmatrix} \begin{Bmatrix} \alpha T \\ \alpha T \\ 0 \end{Bmatrix}$$

$$\begin{Bmatrix} \alpha_x \\ \alpha_y \\ \tau_{xy} \end{Bmatrix} = \frac{-10 \times 10^6}{1-0.3^2} \begin{bmatrix} 1 & 0.3 & 0 \\ 0.3 & 1 & 0 \\ 0 & 0 & 0.35 \end{bmatrix} \begin{Bmatrix} 6.25 \times 10^{-4} \\ 6.25 \times 10^{-4} \\ 0 \end{Bmatrix}$$

$$= \begin{Bmatrix} -8929 \\ -8929 \\ 0 \end{Bmatrix} \text{ psi}$$

Since $[D]$ and $\{\varepsilon_T\}$ are same for all elements, all element stresses are equal.

15.18



Based on use of symmetry

$$u_s = v_s = 0 \text{ (Also see solution to Problem 15.17)}$$

$$\therefore \{\sigma\} = \{\sigma_L\} - \{\sigma_T\} = [D][B]\{d\} - [D]\{\varepsilon_T\}$$

$$\{\sigma\} = -[D]\{\varepsilon_T\}$$

All stresses in elements are equal

$$\begin{Bmatrix} \sigma_x \\ \sigma_y \\ \tau_{xy} \end{Bmatrix} = \frac{-E}{1-\nu^2} \begin{bmatrix} 1 & \nu & 0 \\ \nu & 1 & 0 \\ 0 & 0 & \frac{1-\nu}{2} \end{bmatrix} \begin{Bmatrix} \alpha T \\ \alpha T \\ 0 \end{Bmatrix}$$

$$= \frac{-210 \times 10^9}{1-0.25^2} \begin{bmatrix} 1 & 0.25 & 0 \\ 0.25 & 1 & 0 \\ 0 & 0 & \frac{1-0.25}{2} \end{bmatrix} \begin{Bmatrix} 12 \times 10^{-6}(-20) \\ 12 \times 10^{-6}(-20) \\ 0 \end{Bmatrix}$$

$$\begin{Bmatrix} \sigma_x \\ \sigma_y \\ \tau_{xy} \end{Bmatrix} = \begin{Bmatrix} 67.2 \\ 67.2 \\ 0 \end{Bmatrix} \text{ MPa}$$

15.19

For bar with $\alpha = \alpha_0 \left(1 + \frac{X}{L}\right)$

$$T = \text{constant}$$

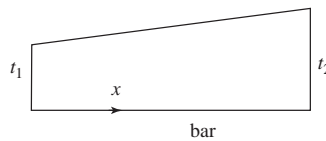
By Equation (15.1.18)

$$\{f_T\} = A \int_0^L [B]^T [D] \varepsilon_T dx$$

L, A, E, T constant $\varepsilon_T = \alpha T$

$$\begin{aligned} \{f_T\} &= A \int_0^L \begin{Bmatrix} -\frac{1}{L} \\ \frac{1}{L} \end{Bmatrix} E \alpha_0 \left(1 + \frac{X}{L}\right) T dx \\ &= \frac{AE\alpha_0 T}{L} \int_0^L \begin{Bmatrix} -(1 + \frac{X}{L}) \\ (1 + \frac{X}{L}) \end{Bmatrix} dx \\ &= \frac{AE\alpha_0 T}{L} \begin{Bmatrix} -\left(X + \frac{X^2}{2L}\right)\Big|_0^L \\ \left(X + \frac{X^2}{2L}\right)\Big|_0^L \end{Bmatrix} \\ &= \frac{AE\alpha_0 T}{L} \begin{Bmatrix} -\left(L + \frac{L}{2}\right) \\ \left(L + \frac{L}{2}\right) \end{Bmatrix} \\ \{f_T\} &= \frac{3AE\alpha_0 T}{2} \begin{Bmatrix} -1 \\ 1 \end{Bmatrix} \end{aligned}$$

15.20



$$T = t_1 + t_2 x$$

By Equation (15.1.18)

$$\{f_T\} = A \int_0^L [B]^T [D] \{\varepsilon_T\} dx$$

$$T = t_1 + t_2 x \quad [N] = \begin{bmatrix} 1 - \frac{x}{L} & \frac{x}{L} \end{bmatrix}$$

$$\{f_T\} = A \int_0^L \begin{Bmatrix} -\frac{1}{L} \\ \frac{1}{L} \end{Bmatrix} E \alpha [N] \{t\} dx$$

$$\begin{aligned}
 &= AE \alpha \int_0^L \begin{Bmatrix} -\frac{1}{L} \\ \frac{1}{L} \end{Bmatrix} \begin{bmatrix} 1-\frac{x}{L} & \frac{x}{L} \end{bmatrix} \begin{Bmatrix} t_1 \\ t_2 \end{Bmatrix} dx \\
 &= \frac{AE\alpha}{L} \int_0^L \begin{Bmatrix} -1+\frac{x}{L} & \frac{-x}{L} \\ 1-\frac{x}{L} & \frac{x}{L} \end{Bmatrix} \begin{Bmatrix} t_1 \\ t_2 \end{Bmatrix} dx \\
 &= \frac{AE\alpha}{L} \int_0^L \begin{Bmatrix} (-1+\frac{x}{L}) t_1 - \frac{x}{L} t_2 \\ (1-\frac{x}{L}) t_1 + \frac{x}{L} t_2 \end{Bmatrix} dx \\
 &= \frac{AE\alpha}{L} \begin{Bmatrix} \left(-x+\frac{x^2}{2L}\right)_0^L t_1 - \frac{x^2}{2L} t_2 \Big|_0^L \\ \left(x-\frac{x^2}{2L}\right)_0^L t_1 + \frac{x^2}{2L} t_2 \Big|_0^L \end{Bmatrix} \\
 \{f_T\} &= \frac{AE\alpha}{L} \begin{Bmatrix} \left(-L+\frac{L}{2}\right) t_1 - \frac{L}{2} t_2 \\ \left(L-\frac{L}{2}\right) t_1 + \frac{L}{2} t_2 \end{Bmatrix}
 \end{aligned}$$

For $t_1 = t_2 = T$ (constant temperature over element)

$$\{f_T\} = \frac{AE\alpha}{L} \begin{Bmatrix} -TL \\ TL \end{Bmatrix} = \begin{Bmatrix} -AE\alpha T \\ AE\alpha T \end{Bmatrix}$$

Equation (15.1.18)

15.21

$$\{f_T\} = \int_s [B]^T [D] \{\varepsilon_T\} ds \quad (1)$$

$$\{\varepsilon_T\} = \alpha T \begin{Bmatrix} 1 \\ 1 \\ 1 \\ 0 \end{Bmatrix} = \begin{Bmatrix} \varepsilon_r \\ \varepsilon_z \\ \varepsilon_\theta \\ \gamma_{rz} \end{Bmatrix} \quad (2)$$

Using centroidal approximation

$$\begin{aligned}
 \{f_T\} &= \int_s [B]^T [D] \{\varepsilon_T\} ds \\
 &= 2\pi \bar{r} A \alpha T [\bar{B}]^T [D] \begin{Bmatrix} 1 \\ 1 \\ 1 \\ 0 \end{Bmatrix} \quad (3)
 \end{aligned}$$

where for axisymmetric case

$$[D] = \frac{E}{(1+\nu)(1-2\nu)} \begin{bmatrix} 1-\nu & \nu & \nu & 0 \\ \nu & 1-\nu & \nu & 0 \\ \nu & \nu & 1-\nu & 0 \\ 0 & 0 & 0 & \frac{1-2\nu}{2} \end{bmatrix} \quad (4)$$

substituting (4) into (3) and multiplying

$$\{f_T\} = \frac{2\pi \bar{r} A E \alpha T [\bar{B}]^T}{1-2\nu} \begin{Bmatrix} 1 \\ 1 \\ 1 \\ 0 \end{Bmatrix}$$

15.22 Using modified CSFEP to account for thermal stress due to element temperature change.

INPUT TABLE 1.. BASIC PARAMETERS

NUMBER OF NODAL POINTS.	4
NUMBER OF ELEMENTS.	2
NUMBER OF DIFFERENT MATEIRALS.	1
NUMBER OF SURFACE LOAD CARDS.	0
1 = PLANE STRAIN, 2 = PLANE STRESS. ...	2
BODY FORCES (1 = IN - Y DIREC., 0 = NONE)	0

INPUT TABLE 2.. MATERIAL PROPERTIES

MATERIAL NUMBER	MODULUS OF ELASTICITY	POISSON'S RATIO	MATERIAL DENSITY	MATERIAL THICKNESS
1	0.3000E+00	0.3333E+00	0.7800E-01	0.1000E+00
				ALPHA
				0.1000E-04

INPUT TABLE 3.. NODAL POINT DATA

NODAL POINT	TYPE	X	Y	X-DISP. OR LOAD	Y-DISP. OR LOAD
1	3	0.0000E+00	0.0000E+00	0.0000E+00	0.0000E+00
2	2	0.1000E+01	0.0000E+00	0.0000E+00	0.0000E+00
3	0	0.0000E+00	0.1000E+01	0.0000E+00	0.0000E+00
4	0	0.1000E+01	0.1000E+01	0.0000E+00	0.0000E+00

INPUT TABLE 4.. ELEMENT DATA

ELEMENT	GLOBAL INDICES OF ELEMENT NODES				MATERIAL TEMP.
	1	2	3	4	
1	1	2	3	3	1 0.800E+02
2	2	4	3	3	1 0.800E+02

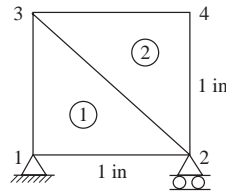
OUTPUT TABLE 1.. NODAL DISPLACEMENTS

NODE	U = X-DISP.	V = Y-DISP.
1	0.00000000E+00	0.00000000E+00
2	0.80000000E-03	0.00000000E+00
3	0.14551920E-10	0.80000000E-03
4	0.80000000E-03	0.80000000E-03

TABLE 2.. STRESSES AT ELEMENT CENTROIDS

ELEMENT	X	Y	SIGMA(X)	SIGMA(Y)	TAU(X, Y)
1	0.33	0.33	0.0000E+00	0.0000E+00	1.6371E-04
2	0.67	0.67	6.5484E-04	1.9645E-03	6.5484E-04
			SIGMA(1)	SIGMA(2)	ANGLE
			1.6371E-04	-1.6371E-04	0.0000E+00
			2.2358E-03	3.8359E-04	6.7500E+01

15.23



Data File 0
 Verification.5
 4, 2, 2, 0, 2, 0
 1, 1
 0.30E+8, 0.33333, 0., 0.1, 1.E-5
 .15E+8, 0.25, 0., 0.1, 5.E-5
 1, 3, 0., 0., 0., 0.
 2, 2, 1., 0., 0., 0.
 3, 0, 0., 1., 0., 0.
 4, 0, 1., 1., 0., 0.
 1, 1, 2, 3, 3, 1. 80
 2, 2, 4, 3, 3, 2. 50.

Run using CSFEP modified for temperature changes in elements verification.5

0 INPUT TABLE 1.. BASIC PARAMETERS

NUMBER OF NODAL POINTS. 4
 NUMBER OF ELEMENTS. 2
 NUMBER OF DIFFERENT MATERIALS. 2
 NUMBER OF SURFACE LOAD CARDS 0
 1 = PLANE STRAIN, 2 = PLANE STRESS. 2
 BODY FORCE (1 = IN - Y DIREC., 0 = NONE) 0

0 INPUT TABLE 2.. MATERIAL PROPERTIES

MATERIAL NUMBER	MODULUS OF ELASTICITY	POISSON'S RATIO	MATERIAL DENSITY	MATERIAL THICKNESS	ALPHA
1	0.3000E+08	0.3333E+00	0.0000E+00	0.1000E+00	0.1000E-04
2	0.1500E+08	0.2500E+00	0.0000E+00	0.1000E+00	0.5000E-04

INPUT TABLE 3.. NODAL POINT DATA

NODAL POINT	TYPE	X	Y	X-DISP. OR LOAD	Y-DISP. OR LOAD
1	3	0.0000E+00	0.0000E+00	0.0000E+00	0.0000E+00
2	2	0.1000E+01	0.0000E+00	0.0000E+00	0.0000E+00
3	0	0.0000E+00	0.1000E+01	0.0000E+00	0.0000E+00
4	0	0.1000E+01	0.1000E+01	0.0000E+00	0.0000E+00

0 INPUT TABLE 4.. ELEMENT DATA

ELEMENT	GLOBAL INDICES OR ELEMENT NODES					MATERIAL TEMP
	1	2	3	4		
1	1	2	3	3	1	0.800E+02
2	2	4	3	3	2	0.500E+02

0 OUTPUT TABLE 1.. NODAL DISPLACEMENTS

NODE	U = X-DISP.	V = Y-DISP.
1	0.00000000E+00	0.00000000E+00
2	0.98888970E-03	0.00000000E+00
3	-0.75555370E-03	0.98888970E-03
4	0.13194460E-02	0.20750000E-02

10OUTPUT TABLE 2.. STRESSES AT ELEMENT CENTROIDS

ELEMENT	X	Y	SIGMA(X)	SIGMA(Y)	TAU(X, Y)
1	0.33	0.33	8.5000E+03	8.5000E+03	-8.5000E+03
2	0.67	0.67	-8.5000E+03	-8.5000E+03	8.5000E+03
			SIGMA(1)	SIGMA(2)	ANGLE
			1.7000E+04	-3.9063E-03	0.0000E+00
			-1.9531E-03	-1.7000E+04	4.5000E+01

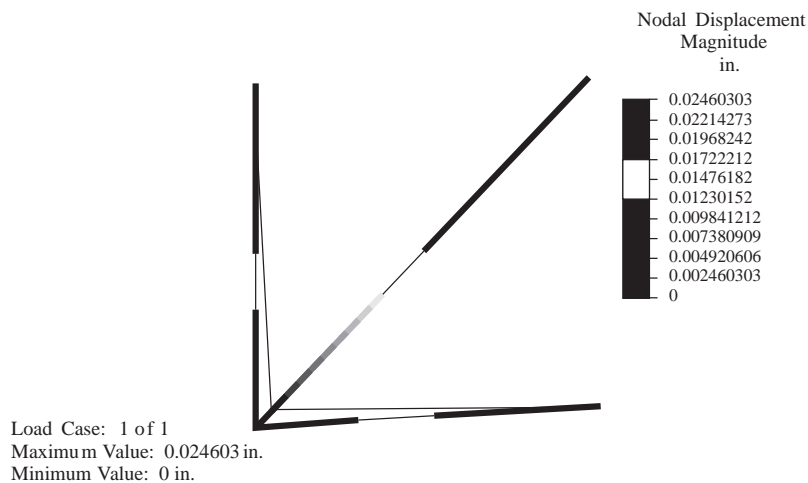
15.24 Solve Problem 15.3 using the Algor Program.

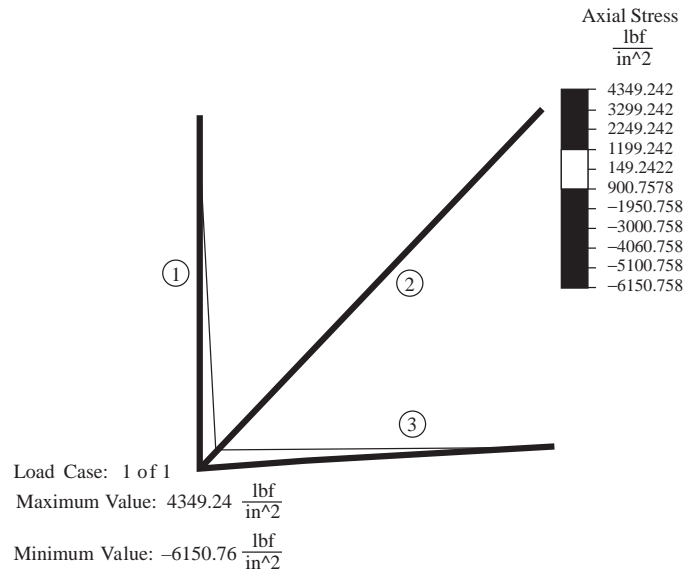
Displacements/Rotations (degrees) of nodes

NODE number	X-translation	Y-translation	Z-translation	X-rotation	Y-rotation	Z-rotation
1	-1.7397E-02	-1.7397E-02	0.0000E+00	0.0000E+00	0.0000E+00	0.0000E+00
2	0.0000E+00	0.0000E+00	0.0000E+00	0.0000E+00	0.0000E+00	0.0000E+00
3	0.0000E+00	0.0000E+00	0.0000E+00	0.0000E+00	0.0000E+00	0.0000E+00
4	0.0000E+00	0.0000E+00	0.0000E+00	0.0000E+00	0.0000E+00	0.0000E+00

**** Nodal stresses for 3-D truss elements

El. #	LC	ND	Stress	Force
1	1	I	-4.349E+03	-8.698E+03
1	1	J	4.349E+03	8.698E+03
2	1	I	-4.349E+03	-8.698E+03
2	1	J	4.349E+03	8.698E+03
3	1	I	6.151E+03	1.230E+04
3	1	J	-6.151E+03	-1.230E+04





15.25 For the plane truss shown in Figure P15-6, bar element 2 is subjected to a uniform temperature drop of $T = 20^\circ\text{C}$. Let $E = 70 \text{ GPa}$, $A = 4 \times 10^{-4} \text{ m}^2$, and $\alpha = 23 \times 10^{-6} \frac{\text{mm}}{\text{mm}^\circ\text{C}}$. Determine the stresses in each bar and the displacement of node 1.

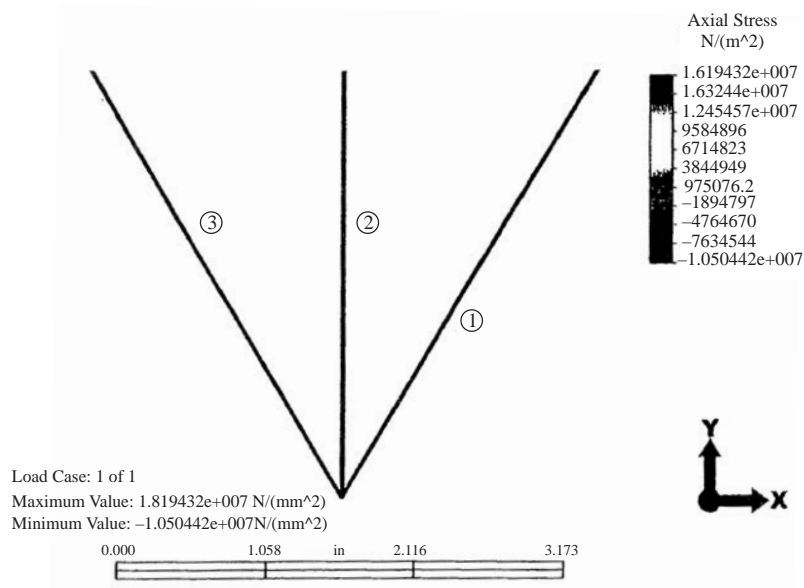


Figure 1 Axial Stress

As shown in Figure 1, the stress in bar 1 and 3 is 10.5 MPa (C) and the stress in bar 2 is 18.2 MPa (T).

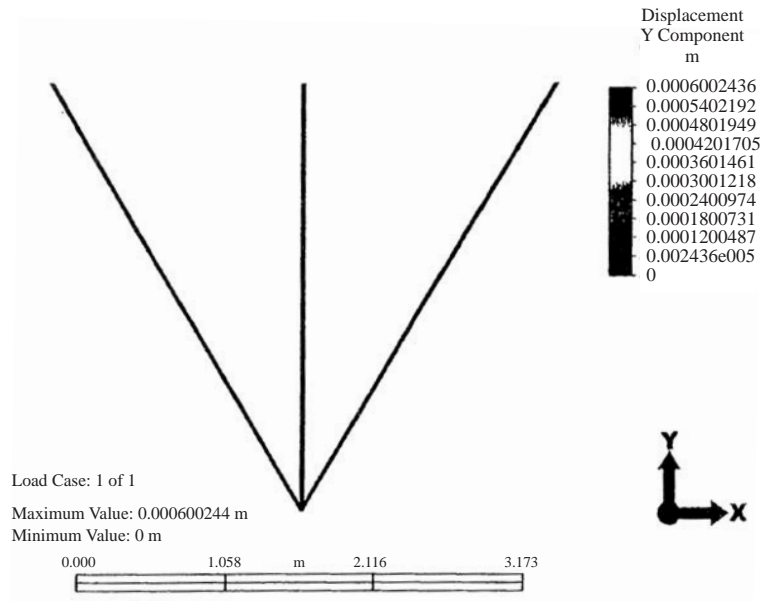



Figure 2 Displacement in Y Direction

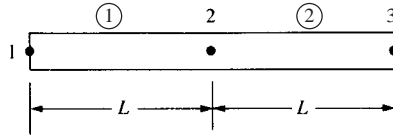
Figure 2 shows the Y displacement at node 1 is 0.0006 m in the positive Y direction. There is no displacement at node 1 in the X direction.

15.27



Chapter 16

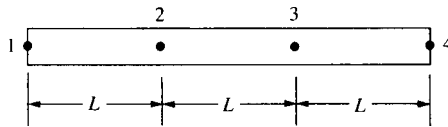
16.1



$$[m^{(1)}] = \frac{\rho AL}{6} \begin{bmatrix} 2 & 1 \\ 1 & 2 \end{bmatrix}, \quad [m^{(2)}] = \frac{\rho AL}{6} \begin{bmatrix} 2 & 1 \\ 1 & 2 \end{bmatrix}$$

$$[M] = \frac{\rho AL}{6} \begin{bmatrix} 2 & 1 & 0 \\ 1 & 4 & 1 \\ 0 & 1 & 2 \end{bmatrix}$$

16.2



(a) Lumped mass matrix

$$[m^{(1)}] = \frac{\rho AL}{2} \begin{bmatrix} 1 & 0 \\ 0 & 1 \end{bmatrix}, \quad [m^{(2)}] = \frac{\rho AL}{2} \begin{bmatrix} 1 & 0 \\ 0 & 1 \end{bmatrix}$$

$$[m^{(3)}] = \frac{\rho AL}{2} \begin{bmatrix} 1 & 0 \\ 0 & 1 \end{bmatrix}$$

$$[M] = \begin{bmatrix} 1 & 0 & 0 & 0 \\ 0 & 2 & 0 & 0 \\ 0 & 0 & 2 & 0 \\ 0 & 0 & 0 & 1 \end{bmatrix} \frac{\rho AL}{2}$$

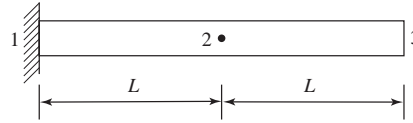
(b) Consistent mass matrix

$$[m^{(1)}] = \frac{\rho AL}{6} \begin{bmatrix} 2 & 1 \\ 1 & 2 \end{bmatrix}, \quad [m^{(2)}] = \frac{\rho AL}{6} \begin{bmatrix} 2 & 1 \\ 1 & 2 \end{bmatrix}$$

$$[m^{(3)}] = \frac{\rho AL}{6} \begin{bmatrix} 2 & 1 \\ 1 & 2 \end{bmatrix}$$

$$[M] = \frac{\rho AL}{6} \begin{bmatrix} 2 & 1 & 0 & 0 \\ 1 & 4 & 1 & 0 \\ 0 & 1 & 4 & 1 \\ 0 & 0 & 1 & 2 \end{bmatrix}$$

16.3



$$[K] = \frac{AE}{L} \begin{bmatrix} 1 & -1 & 0 \\ 1 & 2 & -1 \\ 0 & -1 & 1 \end{bmatrix}$$

$$[M] = \frac{\rho AL}{6} \begin{bmatrix} 2 & 1 & 0 \\ 1 & 4 & 1 \\ 0 & 1 & 2 \end{bmatrix}$$

$$([K] - \omega^2 [M]) \{X\} = 0 \text{ with } x_1 = 0$$

$$\left(\frac{AE}{L} \begin{bmatrix} 2 & -1 \\ -1 & 1 \end{bmatrix} - \omega^2 \frac{\rho AL}{6} \begin{bmatrix} 4 & 1 \\ 1 & 2 \end{bmatrix} \right) \begin{Bmatrix} x_2 \\ x_3 \end{Bmatrix} = \begin{Bmatrix} 0 \\ 0 \end{Bmatrix}$$

Let $\omega^2 = \lambda$

divide by ρAL and let $\mu = \frac{E}{\rho L^2}$

$$\therefore \left| \mu \begin{bmatrix} 2 & -1 \\ -1 & 1 \end{bmatrix} - \frac{\lambda}{6} \begin{bmatrix} 4 & 1 \\ 1 & 2 \end{bmatrix} \right| = 0$$

$$\begin{vmatrix} 2\mu - \frac{2}{3}\lambda & -\mu - \frac{\lambda}{6} \\ -\mu - \frac{\lambda}{6} & \mu - \frac{\lambda}{3} \end{vmatrix} = 0$$

$$\left(2\mu - \frac{2}{3}\lambda \right) \left(\mu - \frac{\lambda}{3} \right) - \left(-\mu - \frac{\lambda}{6} \right)^2 = 0$$

$$2\mu^2 - \frac{4}{3}\mu\lambda + \frac{2}{9}\lambda^2 - \mu^2 - \frac{\mu\lambda}{3} - \frac{\lambda^2}{36} = 0$$

$$\mu^2 - \frac{5}{3}\mu\lambda + \frac{7}{36}\lambda^2 = 0$$

or $\lambda^2 - \frac{60}{7}\mu\lambda + \frac{36}{7}\mu^2 = 0$

$$\lambda_{1,2} = \frac{\frac{60}{7}\mu \pm \sqrt{\left(\frac{60}{7}\mu\right)^2 - 4(1)\left(\frac{36}{7}\mu^2\right)}}{2}$$

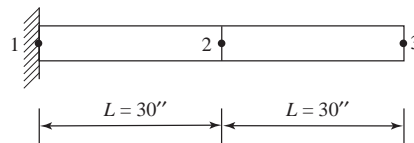
$$= \frac{8.571\mu \pm 7.273\mu}{2}$$

$$\lambda_1 = 0.649\mu \quad \lambda_2 = 7.922\mu$$

$$\therefore \omega_1 = \lambda_1^{\frac{1}{2}} = 0.806\sqrt{\mu}$$

$$\omega_2 = \lambda_2^{\frac{1}{2}} = 2.815\sqrt{\mu}$$

16.4 (a) Two equal length elements



From Problem 16.3 results

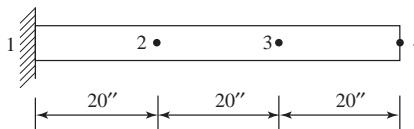
$$\omega_1 = 0.806 \mu^{\frac{1}{2}}, \omega_2 = 2.815 \mu^{\frac{1}{2}}$$

$$\mu = \frac{E}{\rho L^2} = \frac{30 \times 10^6}{(0.00073)(30)^2} = 45.66 \times \frac{10^6}{s^2}$$

$$\omega_1 = 0.806 \sqrt{45.66 \times 10^6} = 5.446 \times 10^3 \frac{\text{rad}}{s}$$

$$\omega_2 = 2.815 \sqrt{45.66 \times 10^6} = 19.02 \times 10^3 \frac{\text{rad}}{s}$$

(b) 3 equal length elements



$$[K] = \begin{bmatrix} 1 & -1 & 0 & 0 \\ -1 & 2 & -1 & 0 \\ 0 & -1 & 2 & -1 \\ 0 & 0 & -1 & 1 \end{bmatrix} \frac{AE}{L}$$

$$[M] = \frac{\rho AL}{6} \begin{bmatrix} 2 & 1 & 0 & 0 \\ 1 & 4 & 1 & 0 \\ 0 & 1 & 4 & 1 \\ 0 & 0 & 1 & 2 \end{bmatrix}$$

Now $x_1 = 0 \quad ([K] - \omega^2 [M]) \{X\} = 0$

$$\therefore \left| \frac{AE}{L} \begin{bmatrix} 2 & -1 & 0 \\ -1 & 2 & -1 \\ 0 & -1 & 1 \end{bmatrix} - \omega^2 \frac{\rho AL}{6} \begin{bmatrix} 4 & 1 & 0 \\ 1 & 4 & 1 \\ 0 & 1 & 2 \end{bmatrix} \right| = 0$$

or
$$\left| \mu \begin{bmatrix} 2 & -1 & 0 \\ -1 & 2 & -1 \\ 0 & -1 & 1 \end{bmatrix} - \frac{\lambda}{6} \begin{bmatrix} 4 & 1 & 0 \\ 1 & 4 & 1 \\ 0 & 1 & 2 \end{bmatrix} \right| = 0$$

$$\begin{vmatrix} 2\mu - \frac{2}{3}\lambda & -\mu - \frac{\lambda}{6} & 0 \\ -\mu - \frac{\lambda}{6} & 2\mu - \frac{2}{3}\lambda & -\mu - \frac{\lambda}{6} \\ 0 & -\mu - \frac{\lambda}{6} & -\mu - \frac{\lambda}{3} \end{vmatrix} = 0$$

$$\begin{aligned} & \left(2\mu - \frac{2}{3}\lambda\right)\left(2\mu - \frac{2}{3}\lambda\right)\left(\mu - \frac{\lambda}{3}\right) - \\ & \left[\left(-\mu - \frac{\lambda}{6}\right)\left(-\mu - \frac{\lambda}{6}\right)\left(2\mu - \frac{2}{3}\lambda\right) + \left(-\mu - \frac{\lambda}{6}\right)\left(-\mu - \frac{\lambda}{6}\right)\left(\mu - \frac{\lambda}{3}\right)\right] = 0 \\ & \left(\mu - \frac{\lambda}{3}\right) \left[4\mu^2 - \frac{8}{3}\mu\lambda + \frac{4}{9}\lambda^2 - 3\mu^2 - \mu\lambda - \frac{\lambda^2}{12}\right] = 0 \\ & \left(\mu - \frac{\lambda}{3}\right) = 0, \lambda_1 = 3\mu \end{aligned}$$

or

$$\mu^2 - \frac{11}{3}\mu\lambda + \frac{13}{36}\lambda^2 = 0$$

$$\lambda_{2,3} = \frac{132\mu \pm \sqrt{(132\mu)^2 - 4(13)36\mu^2}}{2(13)}$$

$$\lambda_2 = 9.873 \mu, \quad \lambda_3 = 0.2805 \mu$$

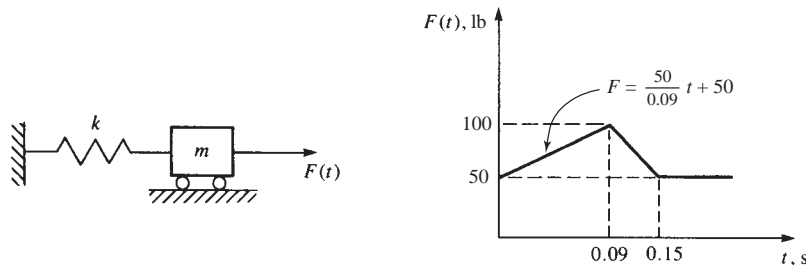
$$\mu = \frac{E}{\rho L^2} = \frac{30 \times 10^6}{(0.00073)(20'')^2} = 1.0274 \times 10^8$$

$$\omega_1 = \sqrt{\lambda_1} = \sqrt{0.2805\mu} = 5.368 \times 10^3 \frac{\text{rad}}{\text{s}}$$

$$\omega_2 = \sqrt{3\mu} = 17.556 \times 10^3 \frac{\text{rad}}{\text{s}}$$

$$\omega_3 = \sqrt{9.873\mu} = 31.85 \times 10^3 \frac{\text{rad}}{\text{s}}$$

16.5



$$t_0 = 0 \quad d_0 = d_{0\text{dot}} = 0$$

$$d_{0\text{dotdot}} = \frac{1}{2}(50 - 0) = 25 \frac{\text{ft}}{\text{s}^2}$$

$$d_{-1} = 0 - 0 + \frac{(0.03)^2}{2} \times 25 = 0.01125 \text{ ft}$$

$$t_1 = 0.03 \text{ s}$$

$$\begin{aligned} d_1 &= \frac{1}{2} \{ (0.03)^2 (50) + (2 \times 2 - 0.03^2 \times 2000) 0 - 2 \times 0.01125 \} \\ &= 0.01125 \text{ ft} \end{aligned}$$

$$d_2 = \frac{1}{2} \{ (0.03)^2 (66.67) + (2 \times 2 - 0.03^2 \times 2000 \times 0.01125) \}$$

$$d_2 = 0.04238 \text{ ft}$$

$$d_{1\text{dotdot}} = \frac{1}{2} \{ 66.67 - 2000 \times 0.01125 \}$$

$$d_{2\text{dotdot}} = 22.09 \frac{\text{ft}}{\text{s}^2}$$

$$d_{1\text{dot}} = \frac{0.04238 - 0}{2(0.03)} = 0.71 \frac{\text{ft}}{\text{s}}$$

$$t_2 = 0.06 \text{ s}$$

$$d_3 = \frac{1}{2} \{ (0.03)^2 (83.33) + (2 \times 2 - (0.03)^2 \times 2000) \times (0.04238) - 2 \times 0.01125 \}$$

$$d_3 = 0.07287 \text{ ft}$$

$$d_{2\text{dotdot}} = \frac{1}{2} \{ 83.33 - 2000 \times 0.04238 \}$$

$$d_{2\text{dotdot}} = -0.715 \frac{\text{ft}}{\text{s}^2}$$

$$d_{2\text{dot}} = \frac{0.07287 - 0.01125}{2(0.03)} = 1.03 \frac{\text{ft}}{\text{s}}$$

$$t_3 = 0.09 \text{ s}$$

$$d_4 = \frac{1}{2} \{ 0.03^2 \times 100 + (2 \times 2 - 0.03^2 \times 2000) \times (0.07287) - 2 \times 0.04238 \}$$

$$d_4 = 0.08278 \text{ ft}$$

$$d_{3\text{dotdot}} = \frac{1}{2} (100 - 2000 \times 0.07287)$$

$$d_{3\text{dotdot}} = -22.87 \frac{\text{ft}}{\text{s}^2}$$

$$d_{3\text{dot}} = \frac{0.08278 - 0.04238}{2(0.03)} = 0.67 \frac{\text{ft}}{\text{s}}$$

$$t_4 = 0.12 \text{ s}$$

$$d_5 = \frac{1}{2} \{ (0.03)^2 75 + (2 \times 2 - 0.03^2 \times 2000) (0.08278) - 2 \times 0.07287 \}$$

$$d_5 = 0.05194 \text{ ft}$$

$$d_{4\text{dotdot}} = \frac{1}{2} (75 - 2000 \times 0.08278)$$

$$d_{4\text{dotdot}} = -45.28 \frac{\text{ft}}{\text{s}^2}$$

$$d_{4\text{dot}} = \frac{0.05194 - 0.07287}{2(0.03)} = -0.35 \frac{\text{ft}}{\text{s}}$$

$$t_5 = 0.15 \text{ s}$$

$$d_6 = \frac{1}{2} \{ (0.03)^2 50 + (2 \times 2 - 0.03^2 \times 2000) (0.5194) - 2 \times 0.08278 \}$$

$$d_6 = -3.146 \times 10^{-3} \text{ ft}$$

$$d_{5\ddot{d}otdot} = \frac{1}{2} \{50 - 2000 (0.05194)\}$$

$$d_{5\ddot{d}otdot} = -26.94 \frac{\text{ft}}{\text{s}^2}$$

$$d_{5\dot{d}ot} = \frac{-3.146 \times 10^{-3} - 0.08278}{2(0.03)} = -1.43 \frac{\text{ft}}{\text{s}}$$

Summary

$t, \text{ s}$	$F(t) \text{ lb}$	$d_i, \text{ ft}$	$d_{i\ddot{d}otdot} \frac{\text{ft}}{\text{s}^2}$	$d_{i\dot{d}ot} \frac{\text{ft}}{\text{s}}$
0	50	0	25	0
0.03	66.67	0.01125	22.09	0.71
0.06	83.33	0.04238	-0.715	1.03
0.09	100	0.07287	-22.87	0.67
0.12	75	0.08278	-45.28	-0.35
0.15	50	0.05194	-26.94	-1.43

(b) By Newmark's method

$$\beta = \frac{1}{6}, \gamma = \frac{1}{2} \quad M = 2 \text{ slugs}$$

$$F = \frac{50}{0.09} t + 50 \quad K = 2000 \frac{\text{lb}}{\text{ft}}$$

$$F(0.03) = 555.6 (0.03) + 50 = 66.67 \text{ lb}$$

$$F'_{i+1} = F_{i+1} + \frac{M}{\beta \Delta t^2} \left[d_i + \Delta t d_{i\dot{d}ot} + \left(\frac{1}{2} - \beta \right) \Delta t^2 d_{i\ddot{d}otdot} \right]$$

$$F'_i = 66.67 + \frac{2}{\frac{1}{6}(0.03)^2} \left[0 + (0.03)(0) + \left(\frac{1}{2} - \frac{1}{6} \right) (0.03)^2 d_{0\ddot{d}otdot} \right]$$

and $d_{0\ddot{d}otdot} = M^{-1} (F_0 - K d_0) = \frac{50 - 2000 (0)}{2} = 25 \frac{\text{ft}}{\text{s}^2}$

$$\therefore F'_i = 66.67 + \frac{2}{\frac{1}{6}(0.03)^2} \left[\left(\frac{1}{2} - \frac{1}{6} \right) (0.03)^2 (25) \right]$$

$$= 166.67 \text{ lb}$$

$$\therefore d_1 = \frac{F'_1}{K'} = \frac{166.67}{K'}$$

and

$$K' = K + \frac{1}{\beta(\Delta t)^2} M$$

$$= 2000 + \frac{1}{\left(\frac{1}{6}\right)(0.03)^2} (2) = 15333$$

$$\therefore d_1 = \frac{166.67}{15333} = 0.01087 \text{ ft}$$

$$d_{1\ddot{d}otdot} = \frac{1}{\beta(\Delta t)^2} \left[d_1 - d_0 - \Delta t (d_{0\dot{d}ot}) - (\Delta t)^2 \left(\frac{1}{2} - \beta \right) d_{0\ddot{d}otdot} \right]$$

$$= \frac{1}{\left(\frac{1}{6}\right)(0.03)^2} \left[0.01087 - 0 - 0 - (0.03)^2 \left(\frac{1}{2} - \frac{1}{6}\right) 25 \right]$$

$$d_{1\ddot{d}otdot} = 22.47 \frac{\text{ft}}{\text{s}^2}$$

$$d_{1\dot{d}ot} = d_{0\dot{d}ot} + \Delta t [(1 - \gamma) d_{0\ddot{d}otdot} + r d_{1\dot{d}ot}]$$

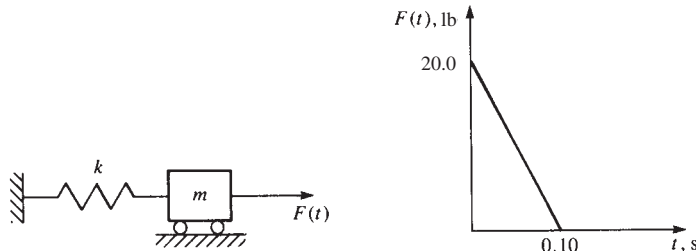
$$= 0 + (0.03) \left[\left(1 - \frac{1}{2}\right) 25 + \frac{1}{2} (22.47) \right]$$

$$d_{1\dot{d}ot} = 0.71205 \frac{\text{ft}}{\text{s}}$$

Table below summarizes the results using Newmark's method

Time	Displacement	Velocity	Acceleration	Force	Force prime
0	0	0	25	50	
0.03	0.01087	0.711957	22.46377	66.66667	166.6667
0.06	0.039319	1.084121	2.347196	83.33333	602.8986
0.09	0.069606	0.825234	-19.6063	100	1067.297
0.12	0.081832	-0.13384	-44.3317	75	1254.753
0.15	0.059363	-1.31425	-34.3627	50	910.2281
0.18	0.011632	-1.62917	13.3684	50	178.3512

16.6



(a) Using central difference

$$d_0 = 0, \quad d_{0\dot{d}ot} = 0$$

$$\Delta t = 0.02 \text{ s}$$

Step 1 $t = 0.02\text{s} \quad F_1 = 16 \text{ lb}$

$$[M] = m = 2 \text{ slugs}, \quad [M^{-1}] = \frac{1}{2}$$

$$[K] = k = 1200 \frac{\text{lb}}{\text{ft}}$$

$$d_{0\ddot{d}otdot} = \frac{1}{2} [20 - 1200 (0)] = 10 \frac{\text{ft}}{\text{s}^2}$$

$$\{d_{-1}\} = 0 - (0.02) (0) + \frac{0.02^2}{2} (10) = 0.002 \text{ ft}$$

$$\{d_1\} = \frac{1}{2} [(0.02)^2 (20) + \{2(2) + (0.02)^2 (1200)\} (0) - 2 (0.002)]$$

$$= 0.002 \text{ ft}$$

$$\{d_2\} = \frac{1}{2} [0.02^2 (16) + \{2(2) - 0.02^2 (1200)\} (0.002) - 2(0)]$$

$$= 0.00672 \text{ ft}$$

$$d_{1\text{dotdot}} = \frac{1}{2} (16 - 1200 (0.002)) = 6.8 \frac{\text{ft}}{\text{s}^2}$$

$$d_{1\text{dot}} = \frac{0.00672 - 0}{2(0.02)} = 0.168 \frac{\text{ft}}{\text{s}}$$

Step 2 $t = 0.04 \text{ s}$ $F_2 = 12 \text{ lb}$

$$d_3 = \frac{1}{2} [0.02^2 (12) + \{2(2) - 0.02^2 (1200)\} (0.00672) - 2 (0.002)^2]$$

$$d_3 = 0.01223 \text{ ft}$$

$$d_{2\text{dotdot}} = \frac{1}{2} (12 - 1200 (0.00672)) = 1.968 \frac{\text{ft}}{\text{s}^2}$$

$$d_{2\text{dot}} = \frac{0.01223 - 0.002}{2(0.02)} = 0.2558 \frac{\text{ft}}{\text{s}}$$

Step 3 $t = 0.06 \text{ s}$ $F_3 = 8 \text{ lb}$

$$d_4 = \frac{1}{2} [0.02^2 (8) + 3.52 (0.01223) - 2 (0.00672)]$$

$$= 0.0164 \text{ ft}$$

$$d_{3\text{dotdot}} = \frac{1}{2} (8 - 1200 (0.01223)) = -3.338 \frac{\text{ft}}{\text{s}^2}$$

$$d_{3\text{dot}} = \frac{0.0164 - 0.00672}{2(0.02)} = 0.242 \frac{\text{ft}}{\text{s}}$$

Step 4 $t = 0.08 \text{ s}$ $F_4 = 4 \text{ lb}$

$$d_5 = \frac{1}{2} [0.02^2 (4) + 3.52 (0.0164) - 2 (0.01223)]$$

$$= 0.01743 \text{ ft}$$

$$d_{4\text{dotdot}} = \frac{1}{2} (4 - 1200 (0.0164)) = -7.84 \frac{\text{ft}}{\text{s}^2}$$

$$d_{4\text{dot}} = \frac{0.01743 - 0.01223}{2(0.02)} = 0.13 \frac{\text{ft}}{\text{s}}$$

Step 5 $t = 0.10 \text{ s}$ $F_5 = 0$

$$d_6 = \frac{1}{2} [0.02^2 (0) + 3.52 (0.01743) - 2 (0.0164)]$$

$$= 0.01428 \text{ ft}$$

$$d_{5\text{dotdot}} = \frac{1}{2} (0 - 1200 (0.01743)) = -10.46 \frac{\text{ft}}{\text{s}^2}$$

$$d_{5\text{dot}} = \frac{0.01428 - 0.01640}{2(0.02)} = -0.053 \frac{\text{ft}}{\text{s}}$$

Summary

t, s	d, ft	$d_{\text{dot}}, \frac{\text{ft}}{\text{s}}$	$d_{\text{dotdot}}, \frac{\text{ft}}{\text{s}^2}$
0	0	0	10
0.02	0.002	0.168	6.8
0.04	0.00672	0.2558	1.968
0.06	0.01223	0.242	-3.338
0.08	0.01640	0.130	-7.89
0.10	0.01743	-0.053	-10.46

(b) Newmark's time integration method (Mathcad solution)

$$F_0 = 20 \text{ lb} \quad K = 1200 \frac{\text{lb}}{\text{ft}} \quad M = 2 \text{ slug} \quad M = 2 \frac{\text{lb} \cdot \text{s}^2}{\text{ft}} \quad \Delta t = 0.02\text{s}$$

$$\text{Assume } \beta = \frac{1}{6} \quad \gamma = \frac{1}{2} \text{ for linear acceleration within each time step}$$

At time $t = 0$

$$d_0 = 0 \text{ ft} \quad d_{0\text{dot}} = 0 \frac{\text{ft}}{\text{s}}$$

Acceleration at $t = 0$

$$d_{0\text{dotdot}} = \frac{F_0 - K d_0}{M} \quad d_{0\text{dotdot}} = 10 \frac{\text{ft}}{\text{s}^2}$$

Displacement at $t = 0.02$

$$K_{\text{prime}} = K + \frac{1}{\beta (\Delta t)^2} M \quad K_{\text{prime}} = 2.6 \times 10^3 \frac{\text{lb}}{\text{in.}}$$

$$F_1 = \frac{4}{5} F_0 \quad F_1 = 16 \text{ lb}$$

$$F_{1\text{prime}} = F_1 + \frac{M}{\beta (\Delta t)^2} \left[d_0 + (\Delta t) d_{0\text{dot}} + \left(\frac{1}{2} - \beta \right) (\Delta t)^2 d_{0\text{dotdot}} \right]$$

$$F_{1\text{prime}} = 56 \text{ lb}$$

$$d_1 = \frac{F_{1\text{prime}}}{K_{\text{prime}}} \quad d_1 = 1.795 \times 10^{-3} \text{ ft}$$

Acceleration at $t = 0.02$

$$d_{1\text{dotdot}} = \frac{1}{\beta (\Delta t)^2} \left[d_1 - d_0 - (\Delta t) d_{0\text{dot}} - (\Delta t)^2 \left(\frac{1}{2} - \beta \right) d_{0\text{dotdot}} \right]$$

$$d_{1\text{dotdot}} = 6.923 \frac{\text{ft}}{\text{s}^2}$$

Velocity at $t = 0.02$

$$d_{1\text{dot}} = d_{0\text{dot}} + (\Delta t) [(1 - \gamma) d_{0\text{dotdot}} + \gamma d_{1\text{dotdot}}] \quad d_{1\text{dot}} = 0.169 \frac{\text{ft}}{\text{s}}$$

$$\text{Displacement at } t = 0.04 \quad F_2 = \frac{3}{5} F_0 \quad F_2 = 12 \text{ lb}$$

$$F_{2\text{prime}} = F_2 + \frac{M}{\beta(\Delta t)^2} \left[d_1 + (\Delta t) d_{1\text{dot}} + \left(\frac{1}{2} - \beta \right) (\Delta t)^2 d_{1\text{dotdot}} \right]$$

$$F_{2\text{prime}} = 195.07 \text{ lb}$$

$$d_2 = \frac{F_{2\text{prime}}}{K_{\text{prime}}} \quad d_2 = 6.252 \times 10^{-3} \text{ ft}$$

Acceleration at $t = 0.04$

$$d_{2\text{dotdot}} = \frac{1}{\beta(\Delta t)^2} \left[d_2 - d_1 - (\Delta t) d_{1\text{dot}} - (\Delta t)^2 \left(\frac{1}{2} - \beta \right) d_{1\text{dotdot}} \right]$$

$$d_{2\text{dotdot}} = 2.249 \frac{\text{ft}}{\text{s}^2}$$

Velocity at $t = 0.04$

$$d_{2\text{dot}} = d_{1\text{dot}} + (\Delta t) [(1 - \gamma) d_{1\text{dotdot}} + \gamma d_{2\text{dotdot}}]$$

$$d_{2\text{dot}} = 0.0261 \frac{\text{ft}}{\text{s}}$$

Displacement at $t = 0.06$

$$F_3 = \frac{2}{5} F_0 \quad F_3 = 8 \text{ lb}$$

$$F_{3\text{prime}} = F_3 + \frac{M}{\beta(\Delta t)^2} \left[d_2 + (\Delta t) d_{2\text{dot}} + \left(\frac{1}{2} - \beta \right) (\Delta t)^2 d_{2\text{dotdot}} \right]$$

$$F_{3\text{prime}} = 361.136 \text{ lb}$$

$$d_3 = \frac{F_{3\text{prime}}}{K_{\text{prime}}} \quad d_3 = 0.012 \text{ ft}$$

Accelertaion at $t = 0.06$

$$d_{3\text{dotdot}} = \frac{1}{\beta(\Delta t)^2} \left[d_3 - d_2 - (\Delta t) d_{2\text{dot}} - (\Delta t)^2 \left(\frac{1}{2} - \beta \right) d_{2\text{dotdot}} \right]$$

$$d_{3\text{dotdot}} = -2.945 \frac{\text{ft}}{\text{s}^2}$$

Velocity at $t = 0.06$

$$d_{3\text{dot}} = d_{2\text{dot}} + (\Delta t) [(1 - \gamma) d_{2\text{dotdot}} + \gamma d_{3\text{dotdot}}]$$

$$d_{3\text{dot}} = 0.254 \frac{\text{ft}}{\text{s}}$$

Displacement at $t = 0.08$

$$F_4 = \frac{1}{5} F_0 \quad F_4 = 4 \text{ lb}$$

$$F_{4\text{prime}} = F_4 + \frac{M}{\beta(\Delta t)^2} \left[d_3 + (\Delta t) d_{3\text{dot}} + \left(\frac{1}{2} - \beta \right) (\Delta t)^2 d_{3\text{dotdot}} \right]$$

$$F_{4\text{prime}} = 491.85 \text{ lb}$$

$$d_4 = \frac{F_{4\text{prime}}}{K_{\text{prime}}} \quad d_4 = 0.016 \text{ ft}$$

Acceleration at $t = 0.08$

$$d_{4\text{dotdot}} = \frac{1}{\beta(\Delta t)^2} \left[d_4 - d_3 - (\Delta t) d_{3\text{dot}} - (\Delta t)^2 \left(\frac{1}{2} - \beta \right) d_{3\text{dotdot}} \right]$$

$$d_{4\text{dotdot}} = -7.459 \frac{\text{ft}}{\text{s}^2}$$

Velocity at $t=0.08$

$$d_{4\dot{\cdot}} = d_{3\dot{\cdot}} + (\Delta t) [(1 - \gamma) d_{3\dot{\cdot}\dot{\cdot}} + \gamma d_{4\dot{\cdot}\dot{\cdot}}] \quad d_{4\dot{\cdot}} = 0.15 \frac{\text{ft}}{\text{s}}$$

Displacement at $t = 0.10$

$$F_5 = \frac{0}{5} F_0 \quad F_5 = 0 \text{ lb}$$

$$F_{5\text{prime}} = F_5 + \frac{M}{\beta (\Delta t)^2} \left[d_4 + (\Delta t) d_{4\dot{\cdot}} + \left(\frac{1}{2} - \beta \right) (\Delta t)^2 d_{4\dot{\cdot}\dot{\cdot}} \right]$$

$$F_{5\text{prime}} = 533.071 \text{ lb}$$

$$d_5 = \frac{F_{5\text{prime}}}{K_{\text{prime}}} \quad d_5 = 0.017 \text{ ft}$$

Acceleration at $t = 0.10$

$$d_{5\dot{\cdot}\dot{\cdot}} = \frac{1}{\beta (\Delta t)^2} \left[d_5 - d_4 - (\Delta t) d_{4\dot{\cdot}} - (\Delta t)^2 \left(\frac{1}{2} - \beta \right) d_{4\dot{\cdot}\dot{\cdot}} \right]$$

$$d_{5\dot{\cdot}\dot{\cdot}} = -10.251 \frac{\text{ft}}{\text{s}^2}$$

Velocity at $t = 0.10$

$$d_{5\dot{\cdot}} = d_{4\dot{\cdot}} + (\Delta t) [(1 - \gamma) d_{4\dot{\cdot}\dot{\cdot}} + \gamma d_{5\dot{\cdot}\dot{\cdot}}] \quad d_{5\dot{\cdot}} = -0.027 \frac{\text{ft}}{\text{s}}$$

(c) Wilson's method

$$F_0 = 20 \text{ lb} \quad K = 1200 \frac{\text{lb}}{\text{ft}} \quad M = 2 \text{ slug} \quad M = 2 \frac{\text{lb} \cdot \text{s}^2}{\text{ft}} \quad \Delta t = 0.02 \text{ s}$$

Assume $\Theta = 1$

At time $t = 0$

$$d_0 = 0 \text{ ft} \quad d_{0\dot{\cdot}} = 0 \frac{\text{ft}}{\text{s}}$$

Acceleration at $t = 0$

$$d_{0\dot{\cdot}\dot{\cdot}} = \frac{F_0 - K d_0}{M} \quad d_{0\dot{\cdot}\dot{\cdot}} = 10 \frac{\text{ft}}{\text{s}^2}$$

Displacement at $t = 0.02$

$$K_{\text{prime}} = K + \frac{6}{(\Theta \Delta t)^2} M \quad K_{\text{prime}} = 2.6 \times 10^3 \frac{\text{lb}}{\text{in.}}$$

$$F_1 = \frac{4}{5} F_0 \quad F_1 = 16 \text{ lb}$$

$$F_{1\text{prime}} = F_1 + \frac{M}{(\Theta \Delta t)^2} [6 d_0 + 6 \Theta (\Delta t) d_{0\dot{\cdot}} + 2 (\Theta \Delta t)^2 d_{0\dot{\cdot}\dot{\cdot}}]$$

$$F_{1\text{prime}} = 56 \text{ lb}$$

$$d_1 = \frac{F_{1\text{prime}}}{K_{\text{prime}}} \quad d_1 = 1.795 \times 10^{-3} \text{ ft}$$

Acceleration at $t = 0.02$

$$d_{1\text{dotdot}} = \frac{6}{\Theta^2 (\Delta t)^2} (d_1 - d_0) - \frac{6}{\Theta (\Delta t)} d_{0\text{dot}} - 2 d_{0\text{dotdot}} \quad d_{1\text{dotdot}} = 6.923 \frac{\text{ft}}{\text{s}^2}$$

Velocity at $t = 0.02$

$$d_{1\text{dot}} = \frac{3}{\Theta (\Delta t)} (d_1 - d_0) - 2 d_{0\text{dot}} - \frac{\Theta (\Delta t)}{2} d_{0\text{dotdot}} \quad d_{1\text{dot}} = 0.169 \frac{\text{ft}}{\text{s}}$$

Displacement at $t = 0.04$

$$F_2 = \frac{3}{5} F_0 \quad F_2 = 12 \text{ lb}$$

$$F_{2\text{prime}} = F_2 + \frac{3}{\Theta^2 (\Delta t)^2} [6 d_1 + 6 \Theta (\Delta t) d_{1\text{dot}} + 2 (\Theta \Delta t)^2 d_{1\text{dotdot}}]$$

$$F_{2\text{prime}} = 195.077 \text{ lb}$$

$$d_2 = \frac{F_{2\text{prime}}}{K_{\text{prime}}} \quad d_2 = 6.252 \times 10^{-3} \text{ ft}$$

Acceleration at $t = 0.04$

$$d_{2\text{dotdot}} = \frac{6}{\Theta^2 (\Delta t)^2} (d_2 - d_1) - \frac{6}{\Theta (\Delta t)} d_{1\text{dot}} - 2 d_{1\text{dotdot}} \quad d_{2\text{dotdot}} = 2.249 \frac{\text{ft}}{\text{s}^2}$$

Velocity at $t = 0.04$

$$d_{2\text{dot}} = \frac{3}{\Theta (\Delta t)} (d_2 - d_1) - 2 d_{1\text{dot}} - \frac{\Theta \Delta t}{2} d_{1\text{dotdot}} \quad d_{2\text{dot}} = 0.261 \frac{\text{ft}}{\text{s}}$$

Displacement at $t = 0.06$

$$F_3 = \frac{2}{5} F_0 \quad F_3 = 8 \text{ lb}$$

$$F_{3\text{prime}} = F_3 + \frac{M}{\theta^2 (\Delta t)^2} [6 d_2 + 6 \Theta (\Delta t) d_{2\text{dot}} + 2 (\Theta \Delta t)^2 d_{2\text{dotdot}}]$$

$$F_{3\text{prime}} = 361.136 \text{ lb}$$

$$d_3 = \frac{F_{3\text{prime}}}{K_{\text{prime}}} \quad d_3 = 0.012 \text{ ft}$$

Acceleration at $t = 0.06$

$$d_{3\text{dotdot}} = \frac{6}{\Theta^2 (\Delta t)^2} (d_3 - d_2) - \frac{6}{\Theta (\Delta t)} d_{2\text{dot}} - 2 d_{2\text{dotdot}} \quad d_{3\text{dotdot}} = -2.945 \frac{\text{ft}}{\text{s}^2}$$

Velocity at $t = 0.06$

$$d_{3\text{dot}} = \frac{3}{\Theta \Delta t} (d_3 - d_2) - 2 d_{2\text{dot}} - \frac{\Theta \Delta t}{2} d_{2\text{dotdot}} \quad d_{3\text{dot}} = 0.254 \frac{\text{ft}}{\text{s}}$$

Displacement at $t = 0.08$

$$F_4 = \frac{1}{5} F_0 \quad F_4 = 4 \text{ lb}$$

$$F_{4\text{prime}} = F_4 + \frac{M}{(\Theta \Delta t)^2} [6 d_3 + 6 \Theta (\Delta t) d_{3\text{dot}} + 2 (\Theta \Delta t)^2 d_{3\text{dotdot}}]$$

$$F_{4\text{prime}} = 491.865 \text{ lb}$$

$$d_4 = \frac{F_{4\text{prime}}}{K_{\text{prime}}} \quad d_4 = 0.016 \text{ ft}$$

Acceleration at $t = 0.08$

$$d_{4\text{dotdot}} = \frac{6}{\Theta^2 (\Delta t)^2} (d_4 - d_3) - \frac{6}{\Theta (\Delta t)} d_{3\text{dot}} - 2 d_{3\text{dotdot}}$$

$$d_{4\text{dotdot}} = -7.459 \frac{\text{ft}}{\text{s}^2}$$

Velocity at $t=0.08$

$$d_{4\text{dot}} = \frac{3}{\Theta \Delta t} (d_4 - d_3) - 2 d_{3\text{dot}} - \frac{\Theta \Delta t}{2} d_{3\text{dotdot}} \quad d_{4\text{dot}} = 0.15 \frac{\text{ft}}{\text{s}}$$

Displacement at $t = 0.10$

$$F_5 = \frac{0}{5} F_0 \quad F_5 = 0 \text{ lb}$$

$$F_{5\text{prime}} = F_5 + \frac{M}{(\Theta \Delta t)^2} [6 d_4 + 6 \Theta (\Delta t) d_{4\text{dot}} + 2 (\Theta \Delta t)^2 d_{4\text{dotdot}}]$$

$$F_{5\text{prime}} = 533.071 \text{ lb}$$

$$d_5 = \frac{F_{5\text{prime}}}{K_{\text{prime}}} \quad d_5 = 0.017 \text{ ft}$$

Acceleration at $t = 0.10$

$$d_{5\text{dotdot}} = \frac{6}{\Theta^2 (\Delta t)^2} (d_5 - d_4) - \frac{6}{\Theta (\Delta t)} d_{4\text{dot}} - 2 d_{4\text{dotdot}}$$

$$d_{5\text{dotdot}} = -10.251 \frac{\text{ft}}{\text{s}^2}$$

Velocity at $t = 0.10$

$$d_{5\text{dot}} = \frac{3}{\Theta \Delta t} (d_5 - d_4) - 2 d_{4\text{dot}} - \frac{\Theta \Delta t}{2} d_{4\text{dotdot}} \quad d_{5\text{dot}} = -0.027 \frac{\text{ft}}{\text{s}}$$

Newmark's time integration method. Wilson's method (Linear acceleration)

Assume linear acceleration within each time step $\Theta = 1$

$$\beta = 0.167$$

$$K' = 31200$$

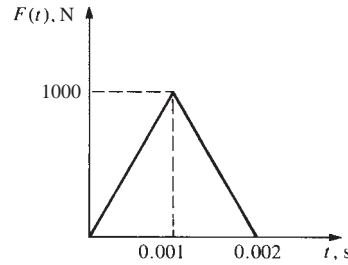
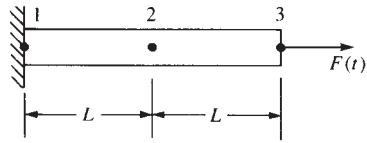
$$\gamma = 0.5$$

$$K' = 31200$$

Summary table Newmark and Wilson same results.

d_i	time	$F(t)$ (lb)	d_i (ft)	d_i velocity ($\frac{\text{ft}}{\text{s}}$)	d_i accel ($\frac{\text{ft}}{\text{s}^2}$)	F'
0	0	20	0	0	10	
1	0.02	16	0.00179	0.169	6.923	56
2	0.04	12	0.00625	0.261	2.249	195
3	0.06	8	0.01157	0.254	-2.945	361
4	0.08	4	0.01576	0.150	-7.459	492
5	0.1	0	0.01709	-0.027	-10.251	533

16.7



Use time step $\Delta t = 2.5 \times 10^{-4}$ s

$$[u_1] = 0, u_{1\dot{\cdot}} = u_{1\ddot{\cdot}\cdot} = 0$$

$$\{d_{0\ddot{\cdot}\cdot}\} = [M^{-1}] (\{F_0\} - [K]\{d_0\})$$

$$\{d_{0\ddot{\cdot}\cdot}\} = \frac{\rho AL}{2} \begin{bmatrix} \frac{1}{2} & 0 \\ 0 & 1 \end{bmatrix} \begin{Bmatrix} 0 \\ 0 \end{Bmatrix} = \begin{Bmatrix} 0 \\ 0 \end{Bmatrix}$$

$$t = 0.00025 \text{ s}$$

$$\{d_1\} = \frac{F'_1}{[K']} = [K']^{-1} F'_1$$

$$[K'] = [K] + \frac{1}{\beta \Delta t^2} [M]$$

$$= \frac{AE}{L} \begin{bmatrix} 1 & -1 & 0 \\ -1 & 2 & -1 \\ 0 & -1 & 1 \end{bmatrix} + \frac{\rho AL}{2\beta \Delta t^2} \begin{bmatrix} 1 & 0 & 0 \\ 0 & 2 & 0 \\ 0 & 0 & 1 \end{bmatrix}$$

$$[K']^{-1} = \begin{bmatrix} 1.319 \times 10^{-7} & 1.040 \times 10^{-8} \\ 1.040 \times 10^{-8} & 2.637 \times 10^{-7} \end{bmatrix}$$

$$[F'_1] = \begin{Bmatrix} 0 \\ 250 \end{Bmatrix} + \frac{\rho AL}{2\beta \Delta t^2} \begin{bmatrix} 1 & 0 & 0 \\ 0 & 2 & 0 \\ 0 & 0 & 1 \end{bmatrix} \left\{ \{d_0\} + \Delta t \{d_{0\dot{\cdot}}\} + \left(\frac{1}{2} - \beta\right) \{d_{0\ddot{\cdot}\cdot}\} \right\}$$

$$[F'_1] = \begin{Bmatrix} 0 \\ 250 \end{Bmatrix}$$

$$\therefore \{d_1\} = \begin{Bmatrix} 2.6 \times 10^{-6} \\ 6.593 \times 10^{-5} \end{Bmatrix} \text{ in.}$$

$$\{d_{1\dot{\cdot}\cdot}\} = \frac{1}{\beta \Delta t^2} \left[\begin{Bmatrix} 2.6 \times 10^{-6} \\ 6.593 \times 10^{-5} \end{Bmatrix} - \begin{Bmatrix} 0 \\ 0 \end{Bmatrix} - \Delta t \begin{Bmatrix} 0 \\ 0 \end{Bmatrix} - \Delta t^2 \left(\frac{1}{2} - \beta\right) \begin{Bmatrix} 0 \\ 0 \end{Bmatrix} \right]$$

$$\{d_{1\dot{\cdot}\cdot}\} = \begin{Bmatrix} 249.56 \\ 6328.8 \end{Bmatrix} \frac{\text{in.}}{\text{s}^2}$$

Computer program solution

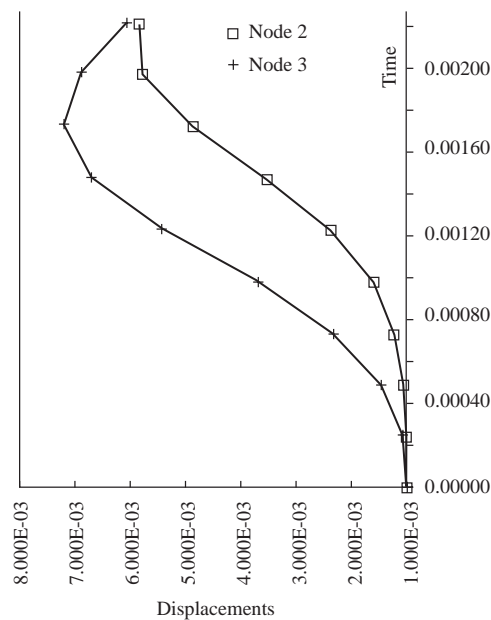
Lumped mass contribution

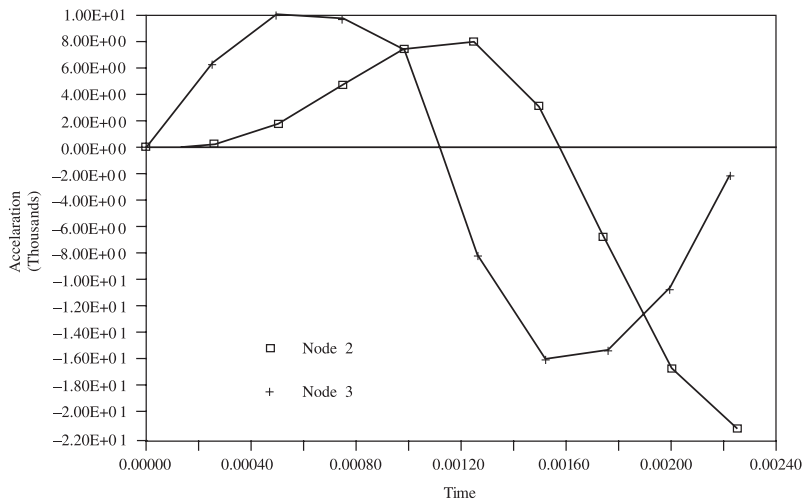
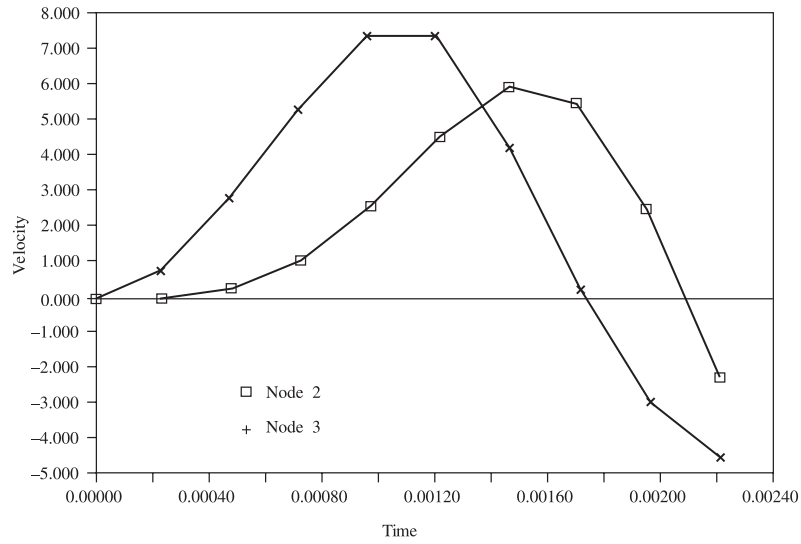
3504000	0	0
0	7008000	0
0	0	3504000
Stiffness		
300000	-300000	0
-300000	600000	-300000
0	-300000	300000
3804000	-300000	0

$K_{\text{prime}} = \begin{bmatrix} -300000 & 7608000 & -300000 \\ 0 & -300000 & 3804000 \end{bmatrix}$
 Inverse of $[K]_{\text{prime}}$ (after introducing boundary condition)
 $\begin{bmatrix} 1.319\text{E-}07 & 1.040\text{E-}08 \\ 1.040\text{E-}08 & 2.637\text{E-}07 \end{bmatrix}$

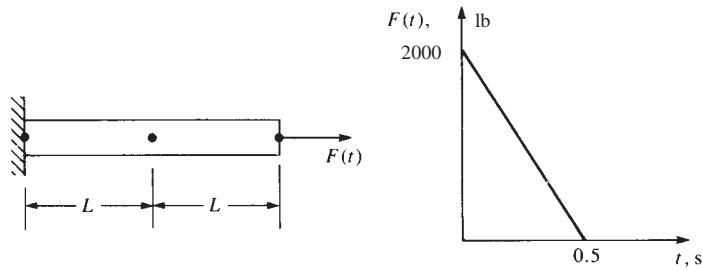
Step	Time	Node:	Displacement (inches)		Velocity ($\frac{\text{in.}}{\text{s}}$)	
			2	3	2	3
0	0		0	0	0	0
1	0.00025		2.600E-06	6.593E-05	0.031	0.791
2	0.0005		3.402E-05	4.985E-04	0.284	2.817
3	0.00075		1.901E-04	1.510E-03	1.085	5.265
4	0.001		6.364E-04	3.102E-03	2.605	7.369
5	0.00125		1.528E-03	5.009E-03	4.548	7.252
6	0.0015		2.865E-03	6.487E-03	5.941	4.235
7	0.00175		4.345E-03	7.050E-03	5.488	0.302
8	0.002		5.400E-03	6.694E-03	2.537	-2.951
9	0.00225		5.460E-03	5.713E-03	-2.248	-4.540

Acceleration ($\frac{\text{in.}}{\text{s}^2}$)		F_{prime}		Force	
2	3	2	3	2	3
0	0	0	0	0	0
249.560	6328.830	0.000	250.000	0	250
1768.905	9881.174	109.307	1886.014	0	500
4641.891	9701.659	993.395	5686.004	0	750
7519.349	7128.285	3910.631	11610.659	0	1000
8027.620	-8065.184	10121.342	18596.407	0	750
3112.573	-16071.468	19848.150	23815.881	0	500
-6735.088	-15389.137	30938.266	25515.703	0	250
-16876.200	-10634.974	39078.413	23845.304	0	0
-21398.085	-2081.767	39826.784	20095.845	0	0





16.8



$$[K] = \frac{AE}{L} \begin{bmatrix} 1 & -1 & 0 \\ -1 & 2 & -1 \\ 0 & -1 & 1 \end{bmatrix} = 10^4 \begin{bmatrix} 1 & -1 & 0 \\ -1 & 2 & -1 \\ 0 & -1 & 1 \end{bmatrix}$$

$$[M] = \frac{\rho AL}{2} \begin{bmatrix} 1 & 0 & 0 \\ 0 & 2 & 0 \\ 0 & 0 & 1 \end{bmatrix} = 50 \begin{bmatrix} 1 & 0 & 0 \\ 0 & 2 & 0 \\ 0 & 0 & 1 \end{bmatrix}$$

$$[K] \{d\} + [M] \{d_{\text{dotdot}}\} = \{F(t)\}$$

Find proper time step

$$[M] \{d_{\text{dotdot}}\} + [K] \{d\} = 0$$

$$([K] - \omega^2 [M]) \{d'\} = 0$$

$$d'_1 = 0$$

$$\left(10^4 \begin{bmatrix} 2 & -1 \\ -1 & 1 \end{bmatrix} - \omega^2 \begin{bmatrix} 2 & 0 \\ 0 & 1 \end{bmatrix} 50 \right) \begin{Bmatrix} u'_2 \\ u'_3 \end{Bmatrix} = \begin{Bmatrix} 0 \\ 0 \end{Bmatrix}$$

$$\begin{vmatrix} 400 - 2\omega^2 & -200 \\ -200 & 200 - \omega^2 \end{vmatrix} = 0$$

$$\omega^2 = 300 \pm 100 \sqrt{13}$$

$$\omega = 25.7 \frac{\text{rad}}{\text{s}}$$

$$\Delta t \leq \frac{3}{4} \left(\frac{2}{\omega_{\text{max}}} \right) = \frac{3}{4} \left(\frac{2}{25.7} \right) = 0.058 \text{ s}$$

$$\therefore \text{ use } \Delta t = 0.05 \text{ s} \quad \beta = \frac{1}{6}, \gamma = \frac{1}{2}$$

$$\text{Step 1 } t = 0.05 \text{ s} \quad F_0 = 2000 \text{ lb}$$

$$d_0 = 0$$

$$\{d_{0\text{dotdot}}\} = [M^{-1}] (\{F_0\} - [K] \{d_0\})$$

$$= \frac{1}{50} \begin{bmatrix} \frac{1}{2} & 0 \\ 0 & 1 \end{bmatrix} \begin{Bmatrix} 0 \\ 2000 \end{Bmatrix} = \begin{Bmatrix} 0 \\ 40 \end{Bmatrix}$$

$$[K'] = [K] + \frac{1}{\beta \Delta t^2} [M] = \begin{bmatrix} 20000 & -10000 \\ -10000 & 10000 \end{bmatrix} + 2400 \times 50 \begin{bmatrix} 2 & 0 \\ 0 & 1 \end{bmatrix}$$

$$[K'] = \begin{bmatrix} 260,000 & -10,000 \\ -10,000 & 130,000 \end{bmatrix}$$

$$\{F'_1\} = \{F_1\} + \frac{[M]}{\beta \Delta t^2} \left(\{d_0\} + \Delta t \{d_{0\text{dot}}\} + \frac{1}{3} \Delta t^2 \{d_{0\text{dotdot}}\} \right)$$

$$= \begin{Bmatrix} 0 \\ 1800 \end{Bmatrix} + 2 \times 50 \begin{bmatrix} 2 & 0 \\ 0 & 1 \end{bmatrix} \begin{Bmatrix} 0 \\ 40 \end{Bmatrix} = \begin{Bmatrix} 0 \\ 5800 \end{Bmatrix}$$

$$\{d_1\} = [K']^{-1} \{F'_1\} = \frac{1}{10^4} \times \frac{1}{3.37} \begin{bmatrix} 13 & 1 \\ 1 & 26 \end{bmatrix} \begin{Bmatrix} 0 \\ 5800 \end{Bmatrix}$$

$$\{d_1\} = \begin{Bmatrix} 0.001721 \\ 0.0448 \end{Bmatrix} \text{ in.}$$

$$\{d_{1\text{dotdot}}\} = \frac{1}{\beta \Delta t^2} \left[\{d_1\} - \{d_0\} - \Delta t \{d_{0\text{dot}}\} - \Delta t^2 \frac{1}{3} \{d_{0\text{dotdot}}\} \right]$$

$$= 2400 \left(\begin{Bmatrix} 0.001721 \\ 0.0448 \end{Bmatrix} - 0.05^2 \times \frac{1}{3} \times \begin{Bmatrix} 0 \\ 40 \end{Bmatrix} \right)$$

$$= \begin{Bmatrix} 4.131 \\ 27.39 \end{Bmatrix} \frac{\text{in.}}{\text{s}^2}$$

$$\{d_{1\dot{\cdot}}\} = \{d_{0\dot{\cdot}}\} + \Delta t \left(\frac{1}{2} \{d_{0\ddot{\cdot}\cdot}\} + \frac{1}{2} \{d_{1\ddot{\cdot}\cdot}\} \right)$$

$$\{d_{1\dot{\cdot}}\} = 0.05 \times \frac{1}{2} \left(\begin{Bmatrix} 0 \\ 40 \end{Bmatrix} + \begin{Bmatrix} 4.131 \\ 27.39 \end{Bmatrix} \right) = \begin{Bmatrix} 0.103 \\ 1.685 \end{Bmatrix}$$

Step 2 $t = 0.1$ s

$$\{F_2\} = \begin{Bmatrix} 0 \\ 2000(1-2(0.1)) \end{Bmatrix} = \begin{Bmatrix} 0 \\ 1600 \end{Bmatrix}$$

$$\{F'_2\} = \begin{Bmatrix} 0 \\ 1600 \end{Bmatrix} + 2400 \times 50 \begin{bmatrix} 2 & 0 \\ 0 & 1 \end{bmatrix} \left(\begin{Bmatrix} 0.001721 \\ 0.0448 \end{Bmatrix} + 0.05 \begin{Bmatrix} 0.103 \\ 1.685 \end{Bmatrix} + \frac{1}{3} (0.05)^2 \begin{Bmatrix} 4.131 \\ 27.39 \end{Bmatrix} \right)$$

$$\{F'_2\} = \begin{Bmatrix} 0 \\ 1600 \end{Bmatrix} + 120000 \begin{bmatrix} 2 & 0 \\ 0 & 1 \end{bmatrix} \begin{Bmatrix} 0.01031 \\ 0.1518 \end{Bmatrix} = \begin{Bmatrix} 2475 \\ 19818 \end{Bmatrix}$$

$$\{d_2\} = [K']^{-1} \{F'_2\} = \frac{1}{337 \times 10^4} \begin{bmatrix} 13 & 1 \\ 1 & 26 \end{bmatrix} \begin{Bmatrix} 2475 \\ 19818 \end{Bmatrix}$$

$$\{d_2\} = \begin{Bmatrix} 0.01544 \\ 0.1536 \end{Bmatrix} \text{ in.}$$

$$\{d_{2\ddot{\cdot}\cdot}\} = 2400 \left[\begin{Bmatrix} 0.01544 \\ 0.1536 \end{Bmatrix} - \begin{Bmatrix} 0.00172 \\ 0.0448 \end{Bmatrix} - 0.05 \begin{Bmatrix} 0.103 \\ 1.685 \end{Bmatrix} - \frac{0.05^2}{3} \begin{Bmatrix} 4.131 \\ 27.39 \end{Bmatrix} \right]$$

$$\{d_{2\ddot{\cdot}\cdot}\} = \begin{Bmatrix} 12.27 \\ 4.37 \end{Bmatrix} \frac{\text{in.}}{\text{s}^2}$$

$$\{d_{2\dot{\cdot}}\} = \begin{Bmatrix} 0.103 \\ 1.685 \end{Bmatrix} + 0.05 \times \frac{1}{2} \left[\begin{Bmatrix} 4.131 \\ 27.39 \end{Bmatrix} + \begin{Bmatrix} 12.27 \\ 4.37 \end{Bmatrix} \right]$$

$$= \begin{Bmatrix} 0.513 \\ 0.2479 \end{Bmatrix} \frac{\text{in.}}{\text{s}}$$

Step 3 $t = 0.15$ s

$$\{F_3\} = \begin{Bmatrix} 0 \\ 2000(1-2(0.15)) \end{Bmatrix} = \begin{Bmatrix} 0 \\ 1400 \end{Bmatrix}$$

$$\{F'_3\} = \begin{Bmatrix} 0 \\ 1400 \end{Bmatrix} + 12 \times 10^4 \begin{bmatrix} 2 & 0 \\ 0 & 1 \end{bmatrix} \times \left(\begin{Bmatrix} 0.01544 \\ 0.1536 \end{Bmatrix} + 0.05 \begin{Bmatrix} 0.513 \\ 2.479 \end{Bmatrix} + \frac{0.05^2}{3} \begin{Bmatrix} 12.27 \\ 4.37 \end{Bmatrix} \right)$$

$$= \begin{Bmatrix} 12316 \\ 35143 \end{Bmatrix}$$

$$\{d_3\} = \frac{1}{337 \times 10^4} \begin{bmatrix} 13 & 1 \\ 1 & 26 \end{bmatrix} \begin{bmatrix} 12316 \\ 35143 \end{bmatrix} = \begin{Bmatrix} 0.0579 \\ 0.2745 \end{Bmatrix} \text{ in.}$$

$$\{d_{3\text{dotdot}}\} = 2400 \left(\begin{Bmatrix} 0.0579 \\ 0.2745 \end{Bmatrix} - \begin{Bmatrix} 0.01544 \\ 0.1536 \end{Bmatrix} - 0.05 \begin{Bmatrix} 0.513 \\ 2.479 \end{Bmatrix} - \frac{0.05^2}{3} \begin{Bmatrix} 12.27 \\ 4.37 \end{Bmatrix} \right)$$

$$= \begin{Bmatrix} 15.80 \\ -16.06 \end{Bmatrix} \frac{\text{in.}}{\text{s}^2}$$

$$\{d_{3\text{dot}}\} = \begin{Bmatrix} 0.513 \\ 2.479 \end{Bmatrix} + \frac{0.05}{2} \left(\begin{Bmatrix} 12.27 \\ 4.37 \end{Bmatrix} + \begin{Bmatrix} 15.80 \\ -16.06 \end{Bmatrix} \right)$$

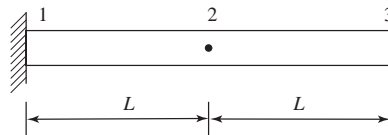
$$= \begin{Bmatrix} 1.2149 \\ 2.1868 \end{Bmatrix} \frac{\text{in.}}{\text{s}}$$

Steps 4 and 5 follow similar procedures as above

Table below summarizes results

t, s	$F, \text{ lb}$	$d_i, \text{ in.}$		$d_i, \frac{\text{in.}}{\text{s}}$		$d_{i\text{dot}}, \frac{\text{in.}}{\text{s}^2}$	
		Node 2	Node 3				
0	2000	0	0	0	0	0	40
0.05	1800	0.00172	0.0448	0.103	1.685	4.131	27.39
0.10	1600	0.01544	0.1536	0.513	2.479	12.27	4.37
0.15	1400	0.0579	0.2745	1.2149	2.187	15.80	-16.06
0.20	1200	0.1356	0.3616	1.836	1.255	9.042	-21.20
0.25	1000	0.2323	0.401	1.905	0.383	-6.376	-13.71

16.11



Global stiffness matrix

$$[k] = \frac{EI}{L^3} \begin{bmatrix} v_1 & \phi_1 & v_2 & \phi_2 & v_3 & \phi_3 \\ 12 & 6L & -12 & 6L & 0 & 0 \\ 6L & 4L^2 & -6L & 2L^2 & 0 & 0 \\ -12 & -6L & 24 & 0 & -12 & 6L \\ 6L & 2L^2 & 0 & 8L^2 & -6L & 2L^2 \\ 0 & 0 & -12 & -6L & 12 & -6L \\ 0 & 0 & 6L & 2L^2 & -6L & 4L \end{bmatrix}$$

Lumped mass matrix

$$[m] = \frac{\rho AL}{2} \begin{bmatrix} v_1 & \phi_1 & v_2 & \phi_2 & v_3 & \phi_3 \\ 1 & 0 & 0 & 0 & 0 & 0 \\ 0 & 0 & 0 & 0 & 0 & 0 \\ 0 & 0 & 2 & 0 & 0 & 0 \\ 0 & 0 & 0 & 0 & 0 & 0 \\ 0 & 0 & 0 & 0 & 1 & 0 \\ 0 & 0 & 0 & 0 & 0 & 0 \end{bmatrix}$$

Invoking boundary conditions $v_1 = \phi_1 = 0$

$$\frac{EI}{L^3} \begin{bmatrix} 24 & 0 & -12 & 6L \\ 0 & 8L^2 & -6L & 2L^2 \\ -12 & -6L & 12 & -6L \\ 6L & 2L^2 & -6L & 4L^2 \end{bmatrix} - \omega^2 \frac{\rho AL}{2} \begin{bmatrix} 2 & 0 & 0 & 0 \\ 0 & 0 & 0 & 0 \\ 0 & 0 & 1 & 0 \\ 0 & 0 & 0 & 0 \end{bmatrix} = 0$$

Let $\omega^2 = \lambda$ and divide ρAL

and $\mu = \frac{EI}{\rho A}$

$$(a) \begin{vmatrix} \frac{24\mu}{L^4} - \lambda & 0 & \frac{-12\mu}{L^2} & \frac{6\mu}{L^2} \\ 0 & \frac{8\mu}{L^2} & \frac{-6\mu}{L^3} & \frac{2\mu}{L^2} \\ \frac{-12\mu}{L^4} & \frac{-6\mu}{L^3} & \frac{12\mu}{L^4} - \frac{\lambda}{2} & \frac{-6\mu}{L^3} \\ \frac{6\mu}{L^3} & \frac{2\mu}{L^2} & \frac{-6\mu}{L^3} & \frac{4\mu}{L^2} \end{vmatrix} = 0$$

$$\left(\frac{24\mu}{L^4} - \lambda\right)(-1)^2 \begin{vmatrix} \frac{8\mu}{L^2} & \frac{-6\mu}{L^3} & \frac{-2\mu}{L^2} \\ \frac{-6\mu}{L^3} & \frac{12\mu}{L^4} - \frac{\lambda}{2} & \frac{-6\mu}{L^3} \\ \frac{2\mu}{L^2} & \frac{-6\mu}{L^3} & \frac{4\mu}{L^2} \end{vmatrix} + \left(\frac{-12\mu}{L^4}\right)(-1)^{1+3} \begin{vmatrix} 0 & \frac{8\mu}{L^2} & \frac{2\mu}{L^2} \\ \frac{-12\mu}{L^4} & \frac{-6\mu}{L^3} & \frac{-6\mu}{L^3} \\ \frac{6\mu}{L^3} & \frac{2\mu}{L^2} & \frac{4\mu}{L^2} \end{vmatrix}$$

$$+ \frac{6\mu}{L^3}(-1)^{1+4} \begin{vmatrix} 0 & \frac{8\mu}{L^2} & \frac{-6\mu}{L^3} \\ \frac{-12\mu}{L^4} & \frac{-6\mu}{L^3} & \left(\frac{12\mu}{L^4} - \frac{\lambda}{2}\right) \\ \frac{6\mu}{L^3} & \frac{2\mu}{L^2} & \frac{-6\mu}{L^3} \end{vmatrix} = 0$$

$$\left(\frac{24\mu}{L^4} - \lambda\right) \left[\frac{32\mu^2}{L^4} \left(\frac{12\mu}{L^4} - \frac{\lambda}{2}\right) + \frac{36\mu^2}{L^6} \frac{2\mu}{L^2} + \frac{36\mu^2}{L^6} \frac{2\mu}{L^2} \right]$$

$$- \left\{ \left(\frac{12\mu}{L^4} - \frac{\lambda}{2}\right) \frac{4\mu^2}{L^4} + \frac{36\mu^2}{L^6} \frac{8\mu}{L^2} + \frac{36\mu^2}{L^6} \frac{4\mu}{L^2} \right\}$$

$$- \frac{12\mu}{L^4} \left[\frac{-36\mu^2}{L^6} \frac{8\mu}{L^2} - \frac{12\mu}{L^2} \frac{4\mu^2}{L^4} - \left\{ \frac{-36\mu^2}{L^6} \frac{2\mu}{L^2} - \frac{12\mu}{L^4} \frac{32\mu^2}{L^4} \right\} \right]$$

$$- \frac{6\mu}{L^3} \left[\left(\frac{12\mu}{L^4} - \frac{\lambda}{2}\right) \frac{48\mu^2}{L^5} + \frac{12\mu}{L^4} \frac{12\mu^2}{L^5} - \left\{ \frac{6\mu}{L^3} \frac{36\mu^2}{L^6} + \frac{48\mu^2}{L^5} \frac{12\mu}{L^4} \right\} \right] = 0$$

$$\begin{aligned} & \left(\frac{24\mu}{L^4} - \lambda\right) \left[\left(\frac{12\mu}{L^4} - \frac{\lambda}{2}\right) \frac{28\mu^2}{L^4} - \frac{288\mu^3}{L^8} \right] - \frac{12\mu}{L^4} \left[\frac{120\mu^3}{L^8} \right] \\ & \quad - \frac{6\mu}{L^3} \left[\left(\frac{12\mu}{L^4} - \frac{\lambda}{2}\right) \frac{48\mu^2}{L^5} - \frac{648\mu^3}{L^9} \right] = 0 \\ & 2 \left(\frac{12\mu}{L^4} - \frac{\lambda}{2}\right)^2 \frac{28\mu^2}{L^4} - 2 \left(\frac{12\mu}{L^4} - \frac{\lambda}{2}\right) \frac{288\mu^3}{L^6} + \frac{2448\mu^4}{L^{12}} - \left(\frac{12\mu}{L^4} - \frac{\lambda}{2}\right) \left(\frac{288\mu^3}{L^8}\right) = 0 \\ & \left(\frac{12\mu}{L^4} - \frac{\lambda}{2}\right)^2 \frac{56\mu^2}{L^4} - \left(\frac{12\mu}{L^4} - \frac{\lambda}{2}\right) \frac{864\mu^3}{L^8} + \frac{2448\mu^4}{L^{12}} = 0 \end{aligned}$$

Let $\frac{12\mu}{L^4} - \frac{\lambda}{2} = x$

$$\begin{aligned} & \frac{56\mu^2}{L^4} x^2 - \frac{864\mu^3}{L^8} x + \frac{2448\mu^4}{L^{12}} = 0 \\ & 56x^2 - \frac{864\mu}{L^4} x + \frac{2448\mu^2}{L^8} = 0 \\ & x_{1,2} = \frac{\frac{864\mu}{L^4} \pm \sqrt{\left(\frac{864\mu}{L^4}\right)^2 - 4(56)\left(\frac{2448\mu^2}{L^8}\right)}}{2(56)} = \frac{\frac{864\mu}{L^4} \pm \sqrt{198144\frac{\mu^2}{L^8}}}{112} \end{aligned}$$

$$x_1 = \frac{\frac{864\mu}{L^4} + \frac{445.1\mu}{L^4}}{112} \Rightarrow x_1 = \frac{11.69\mu}{L^4}$$

$$x_2 = \frac{\frac{864\mu}{L^4} - \frac{445.1\mu}{L^4}}{112} \Rightarrow x_2 = \frac{3.74\mu}{L^4}$$

$$x_1 = \frac{12\mu}{L^4} - \frac{\lambda_1}{2} = \frac{11.69\mu}{L^4} \Rightarrow \lambda_1 = \frac{0.62\mu}{L^4}$$

$$x_2 = \frac{12\mu}{L^4} - \frac{\lambda_2}{2} = \frac{3.74\mu}{L^4} \Rightarrow \lambda_2 = \frac{16.52\mu}{L^4}$$

$$\omega_1^2 = \frac{0.62\mu}{L^4} = \frac{0.62 EI}{\rho A L^4}$$

$$\omega_1 = \sqrt{\frac{0.62EI}{\rho A L^4}} \Rightarrow \omega_1 = \frac{0.787}{L^2} \left(\frac{EI}{\rho A}\right)^{\frac{1}{2}}$$

$$\omega_2^2 = \frac{16.52EI}{\rho A L^4} \Rightarrow \omega_2 = \sqrt{\frac{16.52 EI}{\rho A L^4}}$$

$$\Rightarrow \omega_2 = \frac{4.06}{L^2} \left(\frac{EI}{\rho A}\right)^{\frac{1}{2}}$$

The exact solution from simple beam theory yields

$$\omega_1 = \left(\frac{EI}{\rho A}\right)^{\frac{1}{2}} \left(\frac{1.875}{2L}\right)^2 = \frac{0.879}{L^2} \left(\frac{EI}{\rho A}\right)^{\frac{1}{2}}$$

(a)
$$\omega_2 = \left(\frac{EI}{\rho A}\right)^{\frac{1}{2}} \left(\frac{4.694}{2L}\right)^2 = \frac{5.5}{L^2} \left(\frac{EI}{\rho A}\right)^{\frac{1}{2}}$$

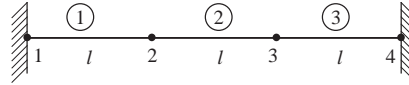
Note: L = one-half actual length of beam in the analysis.

Expressing answers in terms of full length $l = 2L$, we obtain

$$\omega_1 = \frac{0.787}{\left(\frac{l}{2}\right)^2} \left(\frac{EI}{\rho A}\right)^{\frac{1}{2}} = \frac{3.15}{l^2} \left(\frac{EI}{\rho A}\right)^{\frac{1}{2}}$$

and
$$\omega_2 = \frac{16.24}{l^2} \left(\frac{EI}{\rho A}\right)^{\frac{1}{2}}$$

(b)



$$[k^{(1)}] = [k^{(2)}] = [k^{(3)}] = \frac{EI}{L^3} \begin{bmatrix} 12 & 6l & -12 & 6l \\ & 4l^2 & -6l & 2l^2 \\ & & 12 & -6l \\ \text{Symmetry} & & & 4l^2 \end{bmatrix}$$

$$[m^{(1)}] = [m^{(2)}] = [m^{(3)}] = \frac{\rho Al}{2} \begin{bmatrix} 1 & 0 & 0 & 0 \\ 0 & 0 & 0 & 0 \\ 0 & 0 & 1 & 0 \\ 0 & 0 & 0 & 0 \end{bmatrix}$$

Boundary conditions $v_1 = \phi_1 = v_4 = \phi_4 = 0$

$$|[K] - \omega^2 [M]| = 0$$

$$\left| \frac{EI}{l^3} \begin{bmatrix} 24 & 0 & -12 & 6l \\ & 8l^2 & -6l & 2l^2 \\ & & 24 & 0 \\ \text{Symmetry} & & & 8l^2 \end{bmatrix} - \rho Al \omega^2 \begin{bmatrix} 1 & 0 & 0 & 0 \\ 0 & 0 & 0 & 0 \\ & & 1 & 0 \\ \text{Symmetry} & & & 0 \end{bmatrix} \right| = 0$$

Let
$$\mu = \frac{EI}{\rho Al^4}$$

$$\left| \begin{bmatrix} 24\mu - \omega^2 & 0 & -12\mu & 6l\mu \\ & 8l^2\mu & -6l\mu & 2l^2\mu \\ & & 24\mu - \omega^2 & 0 \\ \text{Symmetry} & & & 8l^2\mu \end{bmatrix} \right| = 0$$

Rewrite 4×4 determinant as

$$\left| \begin{bmatrix} 24\mu - \omega^2 & 0 & -12\mu & 6l\mu \\ -24l\mu & 0 & -6l\mu & -30l^2\mu \\ 6\mu & 0 & 24\mu - \omega^2 & 24l\mu \\ 6l\mu & 2l^2\mu & 0 & 8l^2\mu \end{bmatrix} \right| = 0$$

$$\therefore \begin{vmatrix} 24\mu - \omega^2 & -12\mu & 6l\mu \\ -24l\mu & -6l\mu & -30l^2\mu \\ 6\mu & 24\mu - \omega^2 & 24l\mu \end{vmatrix} = 0$$

Evaluate

$$972 l\mu^2 - 192 L\mu\omega^2 + 5 l\omega^4 = 0$$

$$\omega^2 = \frac{192 l\mu \pm \sqrt{(192l\mu)^2 - 4 \times 5l^2\mu^2 \times 972}}{2(10l)} = \frac{192 l\mu \pm 132l\mu}{10l}$$

$$\omega_1^2 = 6\mu \qquad \omega_2^2 = 32.4 \mu$$

$$\omega_1 = 2.45 \sqrt{\frac{EI}{\rho A \left(\frac{l}{3}\right)^4}} = \frac{22.04}{l^2} \sqrt{EI \rho A}$$

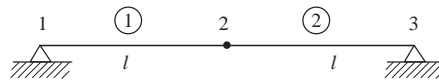
$$\omega_2 = 5.69 \sqrt{\frac{EI}{\rho A \left(\frac{l}{3}\right)^4}} = \frac{51.23}{l^2} \sqrt{EI \rho A}$$

Let $3l = L$ $L =$ whole length

$$\therefore \omega_1 = \frac{22.04}{\left(\frac{L}{3}\right)^2} \sqrt{\frac{EI}{\rho A}} = \frac{198.4}{L^2} \sqrt{EI \rho A}$$

$$\omega_2 = \frac{51.23}{\left(\frac{L}{3}\right)^2} \sqrt{\frac{EI}{\rho A}} = \frac{461.07}{L^2} \sqrt{EI \rho A}$$

(c)



Boundary conditions $v_1 = v_3 = 0$

$$[K] = \frac{EI}{l^3} \begin{bmatrix} 4l^2 & -6l & 2l^2 & 0 \\ & 24 & 0 & 6l \\ & & 8l^2 & 2l^2 \\ & & & 4l^2 \end{bmatrix} \begin{matrix} \phi_1 \\ v_2 \\ \phi_2 \\ \phi_3 \end{matrix}$$

$$[M] = \frac{\rho A l}{2} \begin{bmatrix} 0 & 0 & 0 \\ 0 & 0 & 0 \\ 0 & 0 & 0 \\ 0 & 0 & 0 \end{bmatrix} \begin{matrix} \phi_1 \\ v_2 \\ \phi_2 \\ \phi_3 \end{matrix}$$

$$I = \frac{1}{3} \rho A \frac{l^3}{8}$$

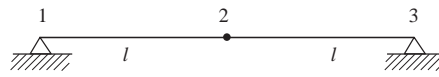
$$|[K] - \omega^2 [M]| = 0$$

$$\frac{\rho AE}{24} \begin{bmatrix} 4l^2 & -6l & 2l^2 & 0 \\ & 24 & 0 & 6l \\ & & 8l^2 & 2l^2 \\ & & & 4l^2 \end{bmatrix} - \omega^2 \frac{\rho AE}{24} \begin{bmatrix} 0 & 0 & 0 & 0 \\ & \frac{24l}{E} & 0 & 0 \\ & & 0 & 0 \\ & & & 0 \end{bmatrix} = 0$$

$$\begin{bmatrix} 2l^2 & -3l & l^2 & 0 \\ & 12\left(1 - \frac{l\omega^2}{E}\right) & 0 & 3l \\ & & 4l^2 & l^2 \\ \text{Symmetry} & & & 2l^2 \end{bmatrix} = 0$$

$$\omega = \frac{2.45}{l^2} \sqrt{\frac{EI}{\rho A}}$$

(d)



Boundary conditions $v_1 = \phi_1 = v_3 = 0$

$$[K] = \frac{EI}{l^3} \begin{bmatrix} 24 & 0 & 6l \\ 0 & 8l^2 & 2l^2 \\ 6l & 2l^2 & 4l^2 \end{bmatrix}$$

$$[M] = \frac{\rho AL}{2} \begin{bmatrix} 2 & 0 & 0 \\ 0 & 0 & 0 \\ 0 & 0 & 0 \end{bmatrix}$$

$$\frac{EI}{l^2} \begin{bmatrix} 24 & 0 & 6l \\ & 8l^2 & 2l^2 \\ & & 4l^2 \end{bmatrix} - \omega^2 \frac{\rho AL}{2} \begin{bmatrix} 2 & 0 & 0 \\ 0 & 0 & 0 \\ 0 & 0 & 0 \end{bmatrix} = 0$$

Divide by ρAL and let $\omega^2 = \lambda$ and $\frac{EI}{\rho AL^4} = \mu$

Determinant becomes

$$\begin{vmatrix} 24\mu - \lambda & 0 & 6l\mu \\ & 8l^2\mu & 2l^2\mu \\ & & 4l^2\mu \end{vmatrix} = 0$$

Simplifying

$$672 - 288 l^4 \mu^3 = 28 l^4 \mu^2 \lambda$$

$$\lambda = 13.71 \mu$$

$$\omega = \sqrt{\lambda} = 3.703 \sqrt{\mu}, 2l = L$$

$$\omega = \frac{14.81}{L^2} \left(\frac{EI}{\rho A} \right)^{\frac{1}{2}}$$

16.13

Problem 16.13 using DFRAME

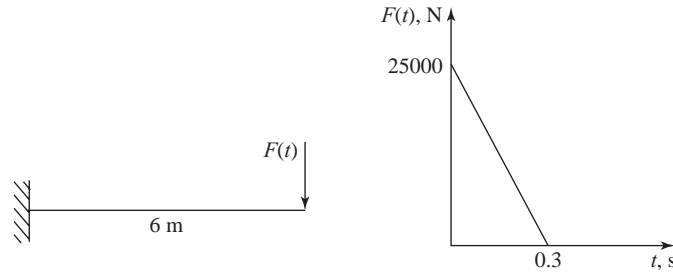
2, 3
 1, 1, 1, 0, 0, 0, 0, 0
 2, 0, 0, 0, 4, 0, 0, -1.0, 0
 3, 0, 1, 0, 8, 0, 0, 0, 0
 1, 1, 2, 210e+9, 2e-2, 4e-4, 1.352e-9
 2, 2, 3, 210e+9, 2e-2, 4e-4, 1.352e-9
 0.03, 12
 0.25, 0.50
 2
 -16666.667, 5000, 0, 0, 0.3

Using DFRAME that properly calculates initial acceleration.

Node	Time	Displacement		Velocity		Acceleration	
		'Y'	'Z'	'Y'	'Z'	'Y'	'Z'
1	0	0	0	0	0	0	0
1	0.03	0	-0.00045	0	-0.03016	0	-2.011
1	0.06	0	0.000047	0	0.06349	0	8.254
1	0.09	0	-0.00040	0	-0.09365	0	-18.73
1	0.12	0	0.000095	0	0.127	0	33.44
1	0.15	0	-0.00035	0	-0.1571	0	-52.38
1	0.18	0	0.000142	0	0.1905	0	75.56
1	0.21	0	-0.00030	0	-0.2206	0	-103
1	0.24	0	0.000190	0	0.254	0	134.6
1	0.27	0	-0.00026	0	-0.2841	0	-170.5
1	0.3	0	0.000238	0	0.3175	0	210.6
1	0.33	0	-0.00023	0	-0.3492	0	-255
1	0.36	0	0.000238	0	0.381	0	303.7
2	0	0	0	0	0	-4.6E+13	0
2	0.03	-0.00120	0	-0.08051	0	4.6E+13	0
2	0.06	0.000127	1.2E-21	0.1695	8.3E-20	-4.6E+13	5.5E-18
2	0.09	-0.00107	1.0E-20	-0.25	5.0E-19	4.6E+13	2.2E-17
2	0.12	0.000254	2.5E-21	0.3389	-1.0E-18	-4.6E+13	-1.2E-16
2	0.15	-0.00095	0	-0.4194	8.3E-19	4.6E+13	2.4E-16
2	0.18	0.000381	0	0.5084	-8.3E-19	-4.6E+13	-3.5E-16
2	0.21	-0.00082	-1.0E-20	-0.5889	1.7E-19	4.6E+13	4.2E-16
2	0.24	0.000507	0	0.6778	5.0E-19	-4.6E+13	-4.0E-16
2	0.27	-0.00069	-5.0E-21	-0.7583	-8.3E-19	4.6E+13	3.1E-16
2	0.3	0.000634	0	0.8473	1.2E-18	-4.6E+13	-1.8E-16
2	0.33	-0.00063	-5.0E-21	-0.932	-1.5E-18	4.6E+13	-5.9E-31
2	0.36	0.000634	0	1.017	1.8E-18	-4.6E+13	2.2E-16
3	0	0	0	0	0	0	0
3	0.03	0	0.000452	0	0.03016	0	2.011
3	0.06	0	-0.00004	0	-0.06349	0	-8.254
3	0.09	0	0.000404	0	0.09365	0	18.73
3	0.12	0	-0.00009	0	-0.127	0	-33.44
3	0.15	0	0.000357	0	0.1571	0	52.38
3	0.18	0	-0.00014	0	-0.1905	0	-75.56
3	0.21	0	0.000309	0	0.2206	0	103

3	0.24	0	-0.00019	0	-0.254	0	-134.6
3	0.27	0	0.000261	0	0.2841	0	170.5
3	0.3	0	-0.00023	0	-0.3175	0	-210.6
3	0.33	0	0.000238	0	0.3492	0	255
3	0.36	0	-0.00023	0	-0.381	0	-303.7

16.14 Note that even though damping data was not given in the problem. This solution includes damping.



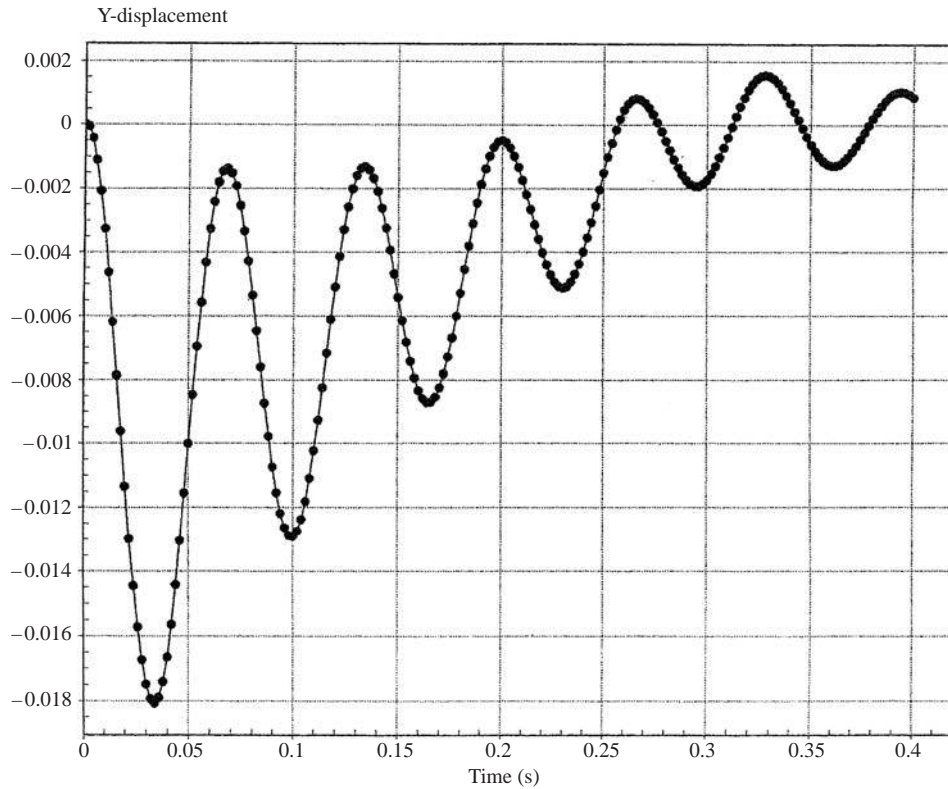
Let the time step or increment = 0.002 s and the number of time steps = 200.

Also use the following data in the Algor program

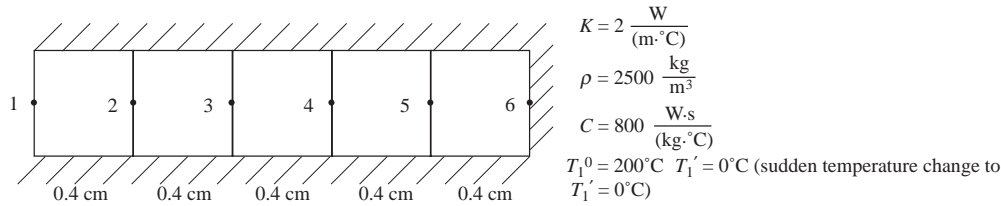
$$\rho = 7800 \frac{\text{kg}}{\text{m}^3}, \quad E = 210 \text{ GPa}, \quad \nu = 0.3, \quad \sigma_{ys} = 250 \text{ MPa}$$

$$A = 2 \times 10^{-2} \text{ m}^2, \quad J_1 = 16 \times 10^{-4} \text{ m}^4, \quad I_2 = I_3 = 8 \times 10^{-4} \text{ m}^4, \quad S_2 = S_3 = 16 \times 10^{-4} \text{ m}^3$$

Damping is to be included so use mass damping coefficient $C_m = \alpha = 3.00$ and stiffness damping coefficient $C_k = \beta = 0.001$



16.17



Using Equation (16.8.16)

$$\left(\frac{1}{\Delta t}[M] + \beta[K]\right)\{T_i\}_{+1} = \left(\frac{1}{\Delta t}[M] - (1-\beta)[K]\right)\{T_i\} + (1-\beta)\{F_i\} + \beta\{F_i\}_{+1}$$

$h = 0$ assume unit area

$$[K] = \frac{AK}{L} \begin{bmatrix} 1 & -1 \\ -1 & 1 \end{bmatrix} = \frac{(lm^2)2 \frac{W}{(m^\circ C)}}{0.004 \text{ m}} \begin{bmatrix} 1 & -1 \\ -1 & 1 \end{bmatrix}$$

$$= 500 \frac{W}{^\circ C} \begin{bmatrix} 1 & -1 \\ -1 & 1 \end{bmatrix}$$

$$M = \frac{C\rho AL}{2} \begin{bmatrix} 1 & 0 \\ 0 & 1 \end{bmatrix}$$

$$= \frac{\left(800 \frac{W \cdot s}{kg \cdot ^\circ C}\right)\left(2500 \frac{kg}{m^3}\right)(lm^2)(0.4 \text{ cm})}{2\left(100 \frac{cm}{m}\right)} \begin{bmatrix} 1 & 0 \\ 0 & 1 \end{bmatrix}$$

$$= 4000 \begin{bmatrix} 1 & 0 \\ 0 & 1 \end{bmatrix} \frac{W \cdot s}{^\circ C}$$

$$\text{Let } [C] = \left(\frac{1}{\Delta t}[M] + \beta[K]\right)^{-1} \left\{ \frac{1}{\Delta t}[M] - (1-\beta)[K] \right\}$$

Then

$$\{T_i\}_{+1} = C\{T_i\} \text{ as } \{F_i\} = 0, \{F_i\}_{+1} = 0$$

For $[T_1]$ ($t = 8 \text{ s}$) and eliminating 1st row and column for boundary condition $t_1 = 0$ we have

$$\{T_1\} = \begin{Bmatrix} t_2 \\ t_3 \\ t_4 \\ t_5 \\ t_6 \end{Bmatrix} = C' \begin{Bmatrix} 200 \\ 200 \\ 200 \\ 200 \\ 200 \end{Bmatrix}$$

where $[C']$ is $[C]$ with 1st row and column deleted
with row and column one deleted

$$[K] = \begin{bmatrix} 1000 & -500 & 0 & 0 & 0 \\ & 1000 & -500 & 0 & 0 \\ & & 1000 & -500 & 0 \\ & & & 1000 & -500 \\ \text{Symmetry} & & & & 500 \end{bmatrix}$$

$$[M] = \begin{bmatrix} 8000 & 0 & 0 & 0 & 0 \\ & 8000 & 0 & 0 & 0 \\ & & 8000 & 0 & 0 \\ & & & 8000 & 0 \\ \text{Symmetry} & & & & 4000 \end{bmatrix}$$

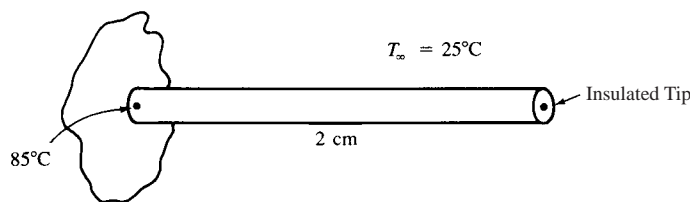
$$\frac{M}{\Delta t} + \beta[K] = \begin{bmatrix} 1666.7 & -333.3 & 0 & 0 & 0 \\ & 1666.7 & -333.3 & 0 & 0 \\ & & 1666.7 & -333.3 & 0 \\ & & & 1666.7 & -333.3 \\ \text{Symmetry} & & & & 833.3 \end{bmatrix}$$

$$\frac{[M]}{\Delta t} - (1 - \beta)[K] = \begin{bmatrix} 666.7 & 166.7 & 0 & 0 & 0 \\ & 666.7 & 166.7 & 0 & 0 \\ & & 666.7 & 166.7 & 0 \\ & & & 666.7 & 166.7 \\ \text{Symmetry} & & & & 333.3 \end{bmatrix}$$

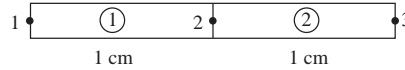
$$[C] = \begin{bmatrix} 0.5247 & 0.2139 & 0.04472 & 0.00972 & 0.00194 \\ & 0.4839 & 0.2057 & 0.04472 & 0.00894 \\ & & 0.4839 & 0.2139 & 0.0428 \\ & & & 0.5247 & 0.2049 \\ \text{Symmetry} & & & & 0.4820 \end{bmatrix}$$

	Node	Temperatures, °C					
	t_1, s	1	2	3	4	5	6
	0	200	200	200	200	200	200
1	8	0	159	191	198	199.6	199.8
2	16	0	135	178	193	198.2	199.1
3	24	0	120	165	187	195.5	197.5
4	32	0	109	155	180	191.7	194.8
5	40	0	101	146	173	187.1	191.1
6	48	0	94	138	167	182.0	186.7
7	56	0	88	131	160	176.5	181.6
8	64	0	84	125	154	170.8	176.3
9	72	0	79	119	148	165.1	170.7
10	80	0	76	114	142	159.3	165.0

16.18



Two element solutions



0.4 cm diameter

$$\begin{aligned}
 [K] &= \frac{AK}{L} \begin{bmatrix} 1 & -1 \\ -1 & 1 \end{bmatrix} + \frac{h\rho L}{6} \begin{bmatrix} 2 & 1 \\ 1 & 2 \end{bmatrix} \frac{W}{^\circ\text{C}} \\
 &= (0.12567 \text{ cm}^2) \left(400 \frac{\text{W}}{\text{m} \cdot ^\circ\text{C}} \right) \left(\frac{1 \text{ m}}{100 \text{ cm}} \right) \begin{bmatrix} 1 & -1 \\ -1 & 1 \end{bmatrix} \\
 &\quad + \left(150 \frac{\text{W}}{\text{m}^2 \cdot ^\circ\text{C}} \right) \frac{(1.2567 \text{ cm})(1 \text{ cm})}{6(100 \frac{\text{cm}}{\text{m}})^2} \begin{bmatrix} 2 & 1 \\ 1 & 2 \end{bmatrix} \\
 &= \begin{bmatrix} 0.5027 & -0.5027 \\ -0.5027 & 0.5027 \end{bmatrix} + \begin{bmatrix} 0.00628 & 0.00314 \\ 0.00314 & 0.00628 \end{bmatrix}
 \end{aligned}$$

Using consistent mass

$$\begin{aligned}
 [m] &= \frac{c\rho AL}{6} \begin{bmatrix} 2 & 1 \\ 1 & 2 \end{bmatrix} \\
 &= \left(375 \frac{\text{W} \cdot \text{s}}{\text{kg} \cdot ^\circ\text{C}} \right) \left(8900 \frac{\text{kg}}{\text{m}^3} \right) \left(0.12567 \frac{\text{cm}^2}{100^2} \right) \left(\frac{1 \text{ cm}}{100} \right) \frac{1}{6} \begin{bmatrix} 2 & 1 \\ 1 & 2 \end{bmatrix} \\
 &= \begin{bmatrix} 0.1398 & 0.0699 \\ 0.0699 & 0.1398 \end{bmatrix} \frac{\text{W} \cdot \text{s}}{^\circ\text{C}} \\
 \{f\} &= \frac{hT_\infty PL}{2} \begin{bmatrix} 1 \\ 1 \end{bmatrix} = \begin{bmatrix} 0.23561 \\ 0.23561 \end{bmatrix} \text{W}
 \end{aligned}$$

Global [K] and [M]

$$\begin{aligned}
 [K] &= \begin{bmatrix} 0.50893 & -0.49951 & 0 \\ & 1.01786 & -0.49951 \\ \text{Symmetry} & & 0.50893 \end{bmatrix} \\
 [M] &= \begin{bmatrix} 0.1398 & 0.06991 & 0 \\ & 0.2796 & 0.06991 \\ \text{Symmetry} & & 0.1398 \end{bmatrix} \\
 \{F\} &= \begin{Bmatrix} 0.2356 \\ 0.4712 \\ 0.2356 \end{Bmatrix}
 \end{aligned}$$

Using Equation (16.8.16) with

$$[T_0] = \begin{Bmatrix} 25^\circ\text{C} \\ 25^\circ\text{C} \\ 25^\circ\text{C} \end{Bmatrix} \text{ (initial temperature of rod)}$$

Suddenly end (left) temperature becomes 85°C ($\beta = \frac{2}{3}$)

For $t = 0.1$ s

$$\left(\frac{1}{\Delta t}[M] + \beta[K]\right)\{T_1\} = \left(\frac{1}{\Delta t}[M] - (1-\beta)[K]\right)\{T_0\} + \{F_0\}$$

As $\{F_i\} = \{F_i\}_{+1}$ for all time t

$$\begin{bmatrix} 1.7374 & 0.3660 & 0 \\ & 3.4747 & 0.3660 \\ \text{Symmetry} & & 1.7374 \end{bmatrix} \begin{Bmatrix} 85^\circ\text{C} \\ t_2 \\ t_3 \end{Bmatrix} = \begin{bmatrix} 1.228 & 0.865 & 0 \\ & 2.457 & 0.865 \\ & & 1.228 \end{bmatrix} \begin{Bmatrix} 25 \\ 25 \\ 25 \end{Bmatrix} + \begin{Bmatrix} 0.2356 \\ 0.4712 \\ 0.2356 \end{Bmatrix}$$

Since $t_1 = 85^\circ$ boundary condition adjust equations

$$\begin{bmatrix} 1 & 0 & 0 \\ 0 & 3.4747 & 0.366 \\ 0 & 0.366 & 1.37 \end{bmatrix} \begin{Bmatrix} t_1 \\ t_2 \\ t_3 \end{Bmatrix} = \begin{Bmatrix} 85 \\ 105.17 \times 85(0.3660) \\ 52.585 \end{Bmatrix}$$

Solving

$$t_1 = 85^\circ, \quad t_2 = 18.536^\circ\text{C}, \quad t_3 = 26.362^\circ\text{C}$$

For $t = 0.2$ s

$$\begin{bmatrix} 1.737 & 0.366 & 0 \\ & 3.475 & 0.366 \\ \text{Symmetry} & & 1.737 \end{bmatrix} \begin{Bmatrix} 85 \\ t_2 \\ t_3 \end{Bmatrix} = \begin{bmatrix} 1.228 & 0.865 & 0 \\ & 2.457 & 0.865 \\ & & 1.228 \end{bmatrix} \begin{Bmatrix} 85 \\ 18.536 \\ 26.362 \end{Bmatrix} + \begin{Bmatrix} 0.2356 \\ 0.4712 \\ 0.2356 \end{Bmatrix}$$

Solving

$$\begin{bmatrix} 1 & 0 & 0 \\ & 3.475 & 0.366 \\ & & 1.737 \end{bmatrix} \begin{Bmatrix} t_1 \\ t_2 \\ t_3 \end{Bmatrix} = \begin{Bmatrix} 85 \\ 141.93 - 0.865(85) \\ 48.427 \end{Bmatrix}$$

$$t_2 = 29.613^\circ\text{C}, \quad t_3 = 21.635^\circ\text{C}$$

For $t = 0.3$ s

$$\begin{bmatrix} 1 & 0 & 0 \\ & 3.475 & 0.366 \\ & & 1.737 \end{bmatrix} \begin{Bmatrix} t_1 \\ t_2 \\ t_3 \end{Bmatrix} = \begin{Bmatrix} 85 \\ 134.0 \\ 52.687 \end{Bmatrix}$$

$$t_2 = 36.404^\circ\text{C}, \quad t_3 = 22.662^\circ\text{C}$$

For $t = 0.4$ s

$$\begin{bmatrix} 1 & 0 & 0 \\ & 3.475 & 0.366 \\ & & 1.737 \end{bmatrix} \begin{Bmatrix} t_1 \\ t_2 \\ t_3 \end{Bmatrix} = \begin{Bmatrix} 85 \\ 152.0 \\ 59.58 \end{Bmatrix}$$

$$t_2 = 41.03^\circ\text{C}, \quad t_3 = 25.655^\circ\text{C}$$

For $t = 0.5$ s

$$\begin{bmatrix} 1 & 0 & 0 \\ & 3.475 & 0.366 \\ & & 1.737 \end{bmatrix} \begin{Bmatrix} t_1 \\ t_2 \\ t_3 \end{Bmatrix} = \begin{Bmatrix} 85 \\ 165.9 \\ 67.26 \end{Bmatrix}$$

$$t_2 = 44.665^\circ\text{C}, \quad t_3 = 29.31^\circ\text{C}$$

For $t = 0.6$ s

$$\begin{bmatrix} 1 & 0 & 0 \\ 3.475 & 0.366 & \\ & 1.737 & \end{bmatrix} \begin{Bmatrix} t_1 \\ t_2 \\ t_3 \end{Bmatrix} = \begin{Bmatrix} 85 \\ 178.03 \\ 74.90 \end{Bmatrix}$$

$$t_2 = 47.75^\circ\text{C}, \quad t_3 = 33.06^\circ\text{C}$$

For $t = 0.7$ s

$$\begin{bmatrix} 1 & 0 & 0 \\ 3.475 & 0.366 & \\ & 1.737 & \end{bmatrix} \begin{Bmatrix} t_1 \\ t_2 \\ t_3 \end{Bmatrix} = \begin{Bmatrix} 85 \\ 188.85 \\ 82.17 \end{Bmatrix}$$

$$t_2 = 50.48^\circ\text{C}, \quad t_3 = 36.67^\circ\text{C}$$

For $t = 0.8$ s

$$\begin{bmatrix} 1 & 0 & 0 \\ 3.475 & 0.366 & \\ & 1.737 & \end{bmatrix} \begin{Bmatrix} t_1 \\ t_2 \\ t_3 \end{Bmatrix} = \begin{Bmatrix} 85 \\ 198.7 \\ 88.97 \end{Bmatrix}$$

$$t_2 = 52.96^\circ\text{C}, \quad t_3 = 40.06^\circ\text{C}$$

For $t = 0.9$ s

$$\begin{bmatrix} 1 & 0 & 0 \\ 3.475 & 0.366 & \\ & 1.737 & \end{bmatrix} \begin{Bmatrix} t_1 \\ t_2 \\ t_3 \end{Bmatrix} = \begin{Bmatrix} 85 \\ 207.7 \\ 95.28 \end{Bmatrix}$$

$$t_2 = 55.22^\circ\text{C}, \quad t_3 = 43.22^\circ\text{C}$$

For $t = 1.0$ s

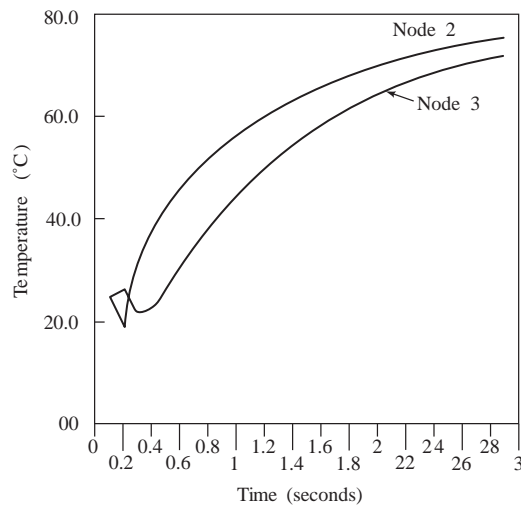
$$\begin{bmatrix} 1 & 0 & 0 \\ 3.475 & 0.366 & \\ & 1.737 & \end{bmatrix} \begin{Bmatrix} t_1 \\ t_2 \\ t_3 \end{Bmatrix} = \begin{Bmatrix} 85 \\ 215.99 \\ 101.11 \end{Bmatrix}$$

$$t_2 = 57.30^\circ\text{C}, \quad t_3 = 46.14^\circ\text{C}$$

etc. (A computer solution follows)

Time (s)	NODE		
	1	2	3
0	25	25	25
0.1	85	18.53611	26.36189
0.2	85	29.61303	21.63526
0.3	85	36.18435	22.42717
0.4	85	40.72491	25.30428
0.5	85	44.27834	28.85201
0.6	85	47.29072	32.49614
0.7	85	49.95809	36.01157
0.8	85	52.37152	39.31761
0.9	85	54.57756	42.39278
1	85	56.60353	45.23933
1.1	85	58.46814	47.86852
1.2	85	60.1859	50.29457

1.3	85	61.76908	52.53218
1.4	85	63.22852	54.59557
1.5	85	64.574	56.49814
1.6	85	65.81448	58.25235
1.7	85	66.95818	59.86974
1.8	85	68.01265	61.36096
1.9	85	68.98485	62.73586
2	85	69.88121	64.0035
2.1	85	70.70765	65.17226
2.2	85	71.46961	66.24984
2.3	85	72.17214	67.24336
2.4	85	72.81986	68.15938
2.5	85	73.41705	69.00393
2.6	85	73.96766	69.78261
2.7	85	74.47531	70.50053
2.8	85	74.94336	71.16246
2.9	85	75.3749	71.77274
3	85	75.77277	72.33542



Appendix A

A.1

$$(a) [A] + [B] = \begin{bmatrix} 1 & 0 \\ -1 & 4 \end{bmatrix} + \begin{bmatrix} 2 & 0 \\ -2 & 8 \end{bmatrix} = \begin{bmatrix} 3 & 0 \\ -3 & 12 \end{bmatrix}$$

(b) $[A] + [C]$, Nonsense, $[A]$ and $[C]$ not same order

(c) $[A] [C]^T$, Nonsense, columns $[A] \neq$ rows $[C]^T$

$$(d) [D] [E] = \begin{bmatrix} 3 & 1 & 2 \\ 1 & 4 & 0 \\ 2 & 0 & 3 \end{bmatrix} \begin{Bmatrix} 1 \\ 2 \\ 3 \end{Bmatrix}$$

$$= \begin{Bmatrix} 3(1) + 1(2) + 2(3) \\ 1(1) + 4(2) + 0(2) \\ 2(1) + 0(2) + 3(3) \end{Bmatrix} = \begin{Bmatrix} 11 \\ 9 \\ 11 \end{Bmatrix}$$

(e) $[D] [C]$, Nonsense, columns $[D] \neq$ rows $[C]$

$$(f) [C] [D] = \begin{bmatrix} 3 & 1 & 0 \\ -1 & 0 & 3 \end{bmatrix} \begin{bmatrix} 3 & 1 & 2 \\ 1 & 4 & 0 \\ 2 & 0 & 3 \end{bmatrix}$$

$$= \begin{bmatrix} 3(3) + (1)(1) + 0 & 3 + 4 + 0 & 6 + 0 + 0 \\ -3 + 0 + 6 & -1 + 0 + 0 & -2 + 0 + 9 \end{bmatrix}$$

$$= \begin{bmatrix} 10 & 7 & 6 \\ 3 & -1 & 7 \end{bmatrix}$$

$$\mathbf{A.2} \quad [A] = \begin{bmatrix} 1 & 0 \\ -1 & 4 \end{bmatrix} \quad [A]^{-1} = \frac{[C]^T}{|[A]|}$$

$$C_{11} = (-1)^{1+1} (4) = 4, \quad C_{12} = (-1)^{1+2} (-1) = 1$$

$$C_{21} = (-1)^{2+1} (0) = 0, \quad C_{22} = (-1)^{2+2} (1) = 1$$

$$[C] = \begin{bmatrix} 4 & 1 \\ 0 & 1 \end{bmatrix}$$

$$|[A]| = A_{11} C_{11} + A_{12} C_{12}$$

$$= (1)(4) + (0)(1) = 4$$

$$[C]^T = \begin{bmatrix} 4 & 0 \\ 1 & 1 \end{bmatrix}$$

$$\therefore [A]^{-1} = \frac{\begin{bmatrix} 4 & 0 \\ 1 & 1 \end{bmatrix}}{4} = \begin{bmatrix} 1 & 0 \\ \frac{1}{4} & \frac{1}{4} \end{bmatrix}$$

Verify by multiplying $[A] [A]^{-1} = [I]$

$$\mathbf{A.3} \quad [D]^{-1} = \frac{[C]^T}{|[D]|}$$

$$[D] = \begin{bmatrix} 3 & 1 & 2 \\ 1 & 4 & 0 \\ 2 & 0 & 3 \end{bmatrix}$$

$$[C] = \begin{bmatrix} 12 & -3 & -8 \\ -3 & 5 & 2 \\ -8 & 2 & 11 \end{bmatrix}$$

$$|D| = 12(3) + (-3)(1) + (-8)(2) = 17$$

$$[D]^{-1} = \frac{1}{17} \begin{bmatrix} 12 & -3 & -8 \\ -3 & 5 & 2 \\ -8 & 2 & 11 \end{bmatrix}$$

A.4 Nonsense

A.5 $[B] = \begin{bmatrix} 2 & 0 \\ -2 & 8 \end{bmatrix}$

(1) $\left[\begin{array}{cc|cc} 2 & 0 & 1 & 0 \\ -2 & 8 & 0 & 1 \end{array} \right]$ divide 1st row by 2

(2) $\left[\begin{array}{cc|cc} 1 & 0 & \frac{1}{2} & 0 \\ -2 & 8 & 0 & 1 \end{array} \right]$ multiply 1st row by 2 and add to row 2

(3) $\left[\begin{array}{cc|cc} 1 & 0 & \frac{1}{2} & 0 \\ 0 & 8 & 1 & 1 \end{array} \right]$ divide 2nd row by 8

(4) $\left[\begin{array}{cc|cc} 1 & 0 & \frac{1}{2} & 0 \\ 0 & 1 & \frac{1}{8} & \frac{1}{8} \end{array} \right] \therefore [B]^{-1} = \begin{bmatrix} \frac{1}{2} & 0 \\ \frac{1}{8} & \frac{1}{8} \end{bmatrix}$

A.6 $[D]^{-1}$ by row reduction

$$\left[\begin{array}{ccc|ccc} 3 & 1 & 2 & 1 & 0 & 0 \\ 1 & 4 & 0 & 0 & 1 & 0 \\ 2 & 0 & 3 & 0 & 0 & 1 \end{array} \right] \text{ divide row 1 by 3}$$

$$\left[\begin{array}{ccc|ccc} 1 & \frac{1}{3} & \frac{2}{3} & \frac{1}{3} & 0 & 0 \\ 1 & 4 & 0 & 0 & 1 & 0 \\ 2 & 0 & 3 & 0 & 0 & 1 \end{array} \right] \text{ subtract row 1 from 2}$$

$$\left[\begin{array}{ccc|ccc} 1 & \frac{1}{3} & \frac{2}{3} & \frac{1}{3} & 0 & 0 \\ 0 & 3\frac{2}{3} & \frac{-2}{3} & \frac{-1}{3} & 1 & 0 \\ 2 & 0 & 3 & 0 & 0 & 1 \end{array} \right] \text{ multiply row 1 by 2 and subtract from row 3}$$

$$\left[\begin{array}{ccc|ccc} 1 & \frac{1}{3} & \frac{2}{3} & \frac{1}{3} & 0 & 0 \\ 0 & 3\frac{2}{3} & \frac{-2}{3} & \frac{-1}{3} & 1 & 0 \\ 0 & \frac{-2}{3} & \frac{5}{3} & \frac{-2}{3} & 0 & 1 \end{array} \right] \text{ multiple row 2 by } \frac{2}{11} \text{ and add to row 3}$$

$$\left[\begin{array}{ccc|ccc} 1 & \frac{1}{3} & \frac{2}{3} & \frac{1}{3} & 0 & 0 \\ 0 & 3\frac{2}{3} & \frac{-2}{3} & \frac{-1}{3} & 1 & 0 \\ 0 & 0 & \frac{51}{33} & \frac{-24}{33} & \frac{2}{11} & 1 \end{array} \right] \text{ multiply row 2 by } \frac{3}{11} \text{ and row 3 by } \frac{33}{51}$$

$$\left[\begin{array}{ccc|ccc} 1 & \frac{1}{3} & \frac{2}{3} & \frac{1}{3} & 0 & 0 \\ 0 & 1 & \frac{-2}{11} & \frac{-1}{11} & \frac{3}{11} & 0 \\ 0 & 0 & 1 & \frac{-24}{51} & \frac{6}{51} & \frac{33}{51} \end{array} \right] \text{ multiply row 3 by } \frac{2}{11} \text{ and add to row 2}$$

$$\left[\begin{array}{ccc|ccc} 1 & \frac{1}{3} & \frac{2}{3} & \frac{1}{3} & 0 & 0 \\ 0 & 1 & 0 & \frac{-3}{17} & \frac{5}{17} & \frac{2}{17} \\ 0 & 0 & 1 & \frac{-24}{51} & \frac{6}{51} & \frac{33}{51} \end{array} \right] \text{ multiply row 3 by } \frac{2}{3} \text{ and subtract from row 1}$$

$$\left[\begin{array}{ccc|ccc} 1 & \frac{1}{3} & 0 & \frac{11}{17} & \frac{-4}{51} & \frac{-22}{51} \\ 0 & 1 & 0 & \frac{-3}{17} & \frac{5}{17} & \frac{2}{17} \\ 0 & 0 & 1 & \frac{-24}{51} & \frac{6}{51} & \frac{33}{51} \end{array} \right] \text{ multiply row 2 by } \frac{1}{3} \text{ and subtract from row 1}$$

$$\left[\begin{array}{ccc|ccc} 1 & 0 & 0 & \frac{12}{17} & \frac{-3}{17} & \frac{-8}{17} \\ 0 & 1 & 0 & \frac{-3}{17} & \frac{5}{17} & \frac{2}{17} \\ 0 & 0 & 1 & \frac{-8}{17} & \frac{2}{17} & \frac{11}{17} \end{array} \right]$$

$$\therefore [D]^{-1} = \frac{1}{17} \begin{bmatrix} 12 & -3 & -8 \\ -3 & 5 & 2 \\ -8 & 2 & 11 \end{bmatrix}$$

A.7 Show that $([A] [B])^T = [B]^T [A]^T$ by using

$$[A] = \begin{bmatrix} a_{11} & a_{12} \\ a_{21} & a_{22} \end{bmatrix} \quad [B] = \begin{bmatrix} b_{11} & b_{12} & b_{13} \\ b_{21} & b_{22} & b_{23} \end{bmatrix}$$

$$([A] [B]) = \begin{bmatrix} a_{11}(b_{11}) + a_{12}(b_{21}) & a_{11}(b_{12}) + a_{12}(b_{22}) & a_{11}(b_{13}) + a_{12}(b_{23}) \\ a_{21}(b_{11}) + a_{22}(b_{21}) & a_{21}(b_{12}) + a_{22}(b_{22}) & a_{21}(b_{13}) + a_{22}(b_{23}) \end{bmatrix}$$

$$([A] [B])^T = \begin{bmatrix} a_{11}(b_{11}) + a_{12}(b_{21}) & a_{21}(b_{11}) + a_{22}(b_{21}) \\ a_{11}(b_{12}) + a_{12}(b_{22}) & a_{21}(b_{12}) + a_{22}(b_{22}) \\ a_{11}(b_{13}) + a_{12}(b_{23}) & a_{21}(b_{13}) + a_{22}(b_{23}) \end{bmatrix}$$

$$[B]^T = \begin{bmatrix} b_{11} & b_{21} \\ b_{12} & b_{22} \\ b_{13} & b_{23} \end{bmatrix} \quad [A]^T = \begin{bmatrix} a_{11} & a_{21} \\ a_{12} & a_{22} \end{bmatrix}$$

$$[B]^T [A]^T = \begin{bmatrix} b_{11}(a_{11}) + b_{21}(a_{12}) & b_{11}(a_{21}) + b_{21}(a_{22}) \\ b_{12}(a_{11}) + b_{22}(a_{12}) & b_{12}(a_{21}) + b_{22}(a_{22}) \\ b_{13}(a_{11}) + b_{23}(a_{12}) & b_{13}(a_{21}) + b_{23}(a_{22}) \end{bmatrix}$$

$$= \begin{bmatrix} a_{11}(b_{11}) + a_{12}(b_{21}) & a_{21}(b_{11}) + a_{22}(b_{21}) \\ a_{11}(b_{12}) + a_{12}(b_{22}) & a_{21}(b_{12}) + a_{22}(b_{22}) \\ a_{11}(b_{13}) + a_{12}(b_{23}) & a_{21}(b_{13}) + a_{22}(b_{23}) \end{bmatrix}$$

Answer : $([A] [B])^T = [B]^T [A]^T$

A.8 $[T] = \begin{bmatrix} C & S \\ -S & C \end{bmatrix}$

$$[C] = \begin{bmatrix} C & S \\ -S & C \end{bmatrix} \quad [C]^T = \begin{bmatrix} C & -S \\ S & C \end{bmatrix}$$

$$|[T]| = C^2 + S^2 = 1$$

$$[T]^{-1} = \frac{[C]^T}{|[T]|} = \begin{bmatrix} C & -S \\ S & C \end{bmatrix}$$

and

$$[T]^T = \begin{bmatrix} C & -S \\ S & C \end{bmatrix}$$

$\therefore [T]^T = [T]^{-1}$ and T is an orthogonal matrix

A.9 Show $\{X\}^T [A] \{X\}$ is symmetric. Given

$$\{X\} = \begin{bmatrix} x & y \\ 1 & x \end{bmatrix}, [A] = \begin{bmatrix} a & b \\ b & c \end{bmatrix}$$

$$\{X\}^T = \begin{bmatrix} x & 1 \\ y & x \end{bmatrix}$$

$$\begin{aligned} \{X\}^T [A] \{X\} &= \begin{bmatrix} x & 1 \\ y & x \end{bmatrix} \begin{bmatrix} a & b \\ b & c \end{bmatrix} \begin{bmatrix} x & y \\ 1 & x \end{bmatrix} \\ &= \begin{bmatrix} ax+b & bx+c \\ ay+bx & by+cx \end{bmatrix} \begin{bmatrix} x & y \\ 1 & x \end{bmatrix} \\ &= \begin{bmatrix} ax^2+bx+bx+c & axy+by+bx^2+cx \\ axy+bx^2+by+cx & ay^2+bx^2+bx^2+cx^2 \end{bmatrix} \end{aligned}$$

as the 1-2 term = 2-1 term $\{X\}^T [A] \{X\}$ is symmetric.

A.10 Evaluate $[K] = \int_0^L [B]^T E [B] dx$, $[B] = \begin{bmatrix} -\frac{1}{L} & \frac{1}{L} \end{bmatrix}$

$$[K] = \int_0^L \begin{Bmatrix} -\frac{1}{L} \\ \frac{1}{L} \end{Bmatrix} E \begin{bmatrix} -\frac{1}{L} & \frac{1}{L} \end{bmatrix} dx$$

$$[K] = \int_0^L \begin{bmatrix} \frac{1}{L^2} & \frac{-1}{L^2} \\ \frac{-1}{L^2} & \frac{1}{L^2} \end{bmatrix} E dx$$

$$[K] = E \begin{bmatrix} \frac{1}{L} & \frac{1}{L} \\ \frac{-1}{L} & \frac{1}{L} \end{bmatrix} = \frac{E}{L} \begin{bmatrix} 1 & -1 \\ -1 & 1 \end{bmatrix}$$

(Should multiply by A to get actual $[K]$ for a bar)

A.11 The following integral represents the strain energy in a bar

$$U = \frac{A}{2} \int_0^L \{d\}^T [B]^T [D] [B] \{d\} dx$$

where $\{d\} = \begin{Bmatrix} d_1 \\ d_2 \end{Bmatrix}$ $[B] = \begin{bmatrix} -\frac{1}{L} & \frac{1}{L} \end{bmatrix}$ $[D] = E$

Show that $\frac{dU}{d\{d\}}$ yields $[k] \{d\}$, where $[k]$ is the bar stiffness matrix given by

$$[k] = \frac{AE}{L} \begin{bmatrix} 1 & -1 \\ -1 & 1 \end{bmatrix}$$

$$\{d\}^T = [d_1 \ d_2] \quad [B]^T = \begin{Bmatrix} -\frac{1}{L} \\ \frac{1}{L} \end{Bmatrix}$$

$$U = \frac{A}{2} \int_0^L \{d\}^T [B]^T [D] [B] \{d\} dx$$

$$U = \frac{AL}{2} \{d\}^T [B]^T [D]^T [B] \{d\} = \frac{AL}{2} [d_1 \ d_2] \begin{Bmatrix} -\frac{1}{L} \\ \frac{1}{L} \end{Bmatrix} [E] \begin{bmatrix} -1 & 1 \\ L & L \end{bmatrix} \begin{Bmatrix} d_1 \\ d_2 \end{Bmatrix}$$

$$U = \frac{AL}{2} \begin{bmatrix} d_2 - d_1 \\ L \end{bmatrix} [E] \begin{bmatrix} -1 & 1 \\ L & L \end{bmatrix} \begin{Bmatrix} d_1 \\ d_2 \end{Bmatrix}$$

$$U = \frac{AEL}{2} \begin{bmatrix} d_2 - d_1 \\ L \end{bmatrix} \begin{bmatrix} -1 & 1 \\ L & L \end{bmatrix} \begin{Bmatrix} d_1 \\ d_2 \end{Bmatrix} = \frac{AEL}{2} \begin{bmatrix} d_1 - d_2 & -d_1 + d_2 \\ L^2 & L^2 \end{bmatrix} \begin{Bmatrix} d_1 \\ d_2 \end{Bmatrix}$$

$$U = \frac{AEL}{2} \left[\frac{d_1^2 - d_1 d_2 - d_1 d_2 + d_2^2}{L^2} \right] = \frac{AE}{2L} [d_1^2 - 2d_1 d_2 + d_2^2]$$

$$\begin{aligned} \frac{dU}{d\{d\}} &= \begin{Bmatrix} \frac{\partial U}{\partial d_1} \\ \frac{\partial U}{\partial d_2} \end{Bmatrix} = \begin{Bmatrix} \frac{AE}{2L}(2d_1 - 2d_2) \\ \frac{AE}{2L}(2d_2 - 2d_1) \end{Bmatrix} = \frac{AE}{L} \begin{Bmatrix} d_1 - d_2 \\ -d_2 - d_1 \end{Bmatrix} = \frac{AE}{L} \begin{Bmatrix} d_1 - d_2 \\ -d_1 + d_2 \end{Bmatrix} \\ &= \frac{AE}{L} \begin{bmatrix} 1 & -1 \\ -1 & 1 \end{bmatrix} \begin{Bmatrix} d_1 \\ d_2 \end{Bmatrix} \end{aligned}$$

$$\frac{dU}{d\{d\}} = \frac{AE}{L} \begin{bmatrix} 1 & -1 \\ -1 & 1 \end{bmatrix} \begin{Bmatrix} d_1 \\ d_2 \end{Bmatrix} = [k] \begin{Bmatrix} d_1 \\ d_2 \end{Bmatrix} = [k] \{d\} \text{ knowing that } [k] = \frac{AE}{L} \begin{bmatrix} 1 & -1 \\ -1 & 1 \end{bmatrix}$$

Thus $\frac{dU}{d\{d\}} = [k] \{d\}$

Appendix B

B.1 By Cramer's Rule

$$\begin{bmatrix} 1 & 3 \\ 4 & -1 \end{bmatrix} \begin{Bmatrix} x_1 \\ x_2 \end{Bmatrix} = \begin{Bmatrix} 5 \\ 12 \end{Bmatrix}$$

$$x_1 = \frac{|d^{(1)}|}{|[a]|} = \frac{\begin{vmatrix} 5 & 3 \\ 12 & -1 \end{vmatrix}}{\begin{vmatrix} 1 & 3 \\ 4 & -1 \end{vmatrix}} = \frac{-5-36}{-13} = 3.15$$

$$x_2 = \frac{|d^{(2)}|}{|[a]|} = \frac{\begin{vmatrix} 1 & 5 \\ 4 & 12 \end{vmatrix}}{-13} = \frac{12-20}{-13} = 0.62$$

B.2 By Inverse method

$$\begin{bmatrix} 1 & 3 \\ 4 & -1 \end{bmatrix} \begin{Bmatrix} x_1 \\ x_2 \end{Bmatrix} = \begin{Bmatrix} 5 \\ 12 \end{Bmatrix}$$

$$C_{11} = (-1)^{1+1} | -1 | = -1, \quad C_{12} = (-1)^{1+2} | 4 | = -4$$

$$C_{21} = (-1)^{2+1} | 3 | = -3, \quad C_{22} = (-1)^{2+2} | 1 | = 1$$

$$[C] = \begin{bmatrix} -1 & -4 \\ -3 & 1 \end{bmatrix}, \quad [C]^T = \begin{bmatrix} -1 & -3 \\ -4 & 1 \end{bmatrix}$$

$$|[a]| = a_{11} C_{11} + a_{12} C_{12} = 1(-1) + 3(-4) = -13$$

$$[a]^{-1} = \frac{[C]^T}{|[a]|} = -\frac{1}{13} \begin{bmatrix} -1 & -3 \\ -4 & -1 \end{bmatrix}$$

$$\therefore \begin{Bmatrix} x_1 \\ x_2 \end{Bmatrix} = -\frac{1}{13} \begin{bmatrix} -1 & -3 \\ -4 & 1 \end{bmatrix} \begin{Bmatrix} 5 \\ 12 \end{Bmatrix} = -\frac{1}{13} \begin{Bmatrix} -5-36 \\ -20+12 \end{Bmatrix}$$

$$x_1 = \frac{-41}{-13} = 3.15, \quad x_2 = \frac{-8}{-13} = 0.62$$

B.3 By Gauss elimination

$$\begin{bmatrix} 1 & -4 & -5 \\ 0 & 3 & 4 \\ -2 & -1 & 2 \end{bmatrix} \begin{Bmatrix} x_1 \\ x_2 \\ x_3 \end{Bmatrix} = \begin{Bmatrix} 4 \\ -1 \\ -3 \end{Bmatrix}$$

Multiply row 1 by $-\left(\frac{-2}{1}\right)$ and add to row 3

$$\begin{bmatrix} 1 & -4 & -5 \\ 0 & 3 & 4 \\ 0 & -9 & -8 \end{bmatrix} \begin{Bmatrix} x_1 \\ x_2 \\ x_3 \end{Bmatrix} = \begin{Bmatrix} 4 \\ -1 \\ 5 \end{Bmatrix}$$

Multiply row 2 by $-\left(\frac{-9}{3}\right)$ and add to row 3

$$\begin{bmatrix} 1 & -4 & -5 \\ 0 & 3 & 4 \\ 0 & 0 & 4 \end{bmatrix} \begin{cases} x_1 \\ x_2 \\ x_3 \end{cases} = \begin{cases} 4 \\ -1 \\ 2 \end{cases} \quad \begin{matrix} (1) \\ (2) \\ (3) \end{matrix}$$

By (3)

$$\therefore 4x_3 = 2$$

$$x_3 = \frac{1}{2}$$

By (2)

$$3x_2 + 4x_3 = -1$$

$$x_2 = \frac{-1-2}{3} = -1$$

By (1)

$$x_1 - 4(-1) - 5\left(\frac{1}{2}\right) = 4$$

$$x_1 = \frac{5}{2}$$

B.4 $2x_1 + x_2 - 3x_3 = 11$

$$4x_1 - 2x_2 + 3x_3 = 8$$

$$-2x_1 + 2x_2 - x_3 = -6$$

$$\left[\begin{array}{ccc|c} 2 & 1 & -3 & 11 \\ 4 & -2 & 3 & 8 \\ -2 & 2 & 1 & -6 \end{array} \right]$$

$$\left[\begin{array}{ccc|c} 1 & \frac{1}{2} & \frac{-3}{2} & \frac{11}{2} \\ 0 & -4 & 9 & -14 \\ 0 & 3 & -4 & 5 \end{array} \right]$$

$$\left[\begin{array}{ccc|c} 1 & \frac{1}{2} & \frac{-3}{2} & \frac{11}{2} \\ 0 & 1 & \frac{-9}{4} & \frac{7}{2} \\ 0 & 0 & \frac{11}{4} & \frac{-11}{2} \end{array} \right]$$

$$\left[\begin{array}{ccc|c} 1 & \frac{1}{2} & \frac{-3}{2} & \frac{11}{2} \\ 0 & 1 & \frac{-9}{4} & \frac{7}{2} \\ 0 & 0 & 1 & -2 \end{array} \right]$$

$$\left[\begin{array}{ccc|c} 1 & \frac{1}{2} & 0 & \frac{5}{2} \\ 0 & 1 & 0 & -1 \\ 0 & 0 & 1 & -2 \end{array} \right]$$

$$\left[\begin{array}{ccc|c} 1 & 0 & 0 & 3 \\ 0 & 1 & 0 & -1 \\ 0 & 0 & 1 & -2 \end{array} \right]$$

$$\therefore x_1 = 3, \quad x_2 = -1, \quad x_3 = -2$$

B.5

$$x_1 = 2y_1 - y_2$$

$$z_1 = -x_1 - x_2$$

$$x_2 = y_1 - y_2$$

$$z_2 = 2x_1 + x_2$$

$$(a) \begin{Bmatrix} x_1 \\ x_2 \end{Bmatrix} = \begin{bmatrix} 2 & -1 \\ 1 & -1 \end{bmatrix} \begin{Bmatrix} y_1 \\ y_2 \end{Bmatrix}$$

$$\begin{Bmatrix} z_1 \\ z_2 \end{Bmatrix} = \begin{bmatrix} -1 & -1 \\ 2 & 1 \end{bmatrix} \begin{Bmatrix} x_1 \\ x_2 \end{Bmatrix}$$

$$(b) z_1 = -(2y_1 - y_2) - (y_1 - y_2)$$

$$z_1 = -3y_1 + 2y_2$$

$$z_2 = 2(2y_1 - y_2) + (y_1 - y_2)$$

$$z_2 = 5y_1 - 3y_2$$

$$\begin{bmatrix} -3 & 2 \\ 5 & -3 \end{bmatrix} \begin{Bmatrix} y_1 \\ y_2 \end{Bmatrix} = \begin{Bmatrix} z_1 \\ z_2 \end{Bmatrix}$$

$$(c) \begin{bmatrix} -3 & 2 \\ 5 & -3 \end{bmatrix}$$

$$\begin{bmatrix} -3 & 2 \\ 5 & -3 \end{bmatrix} = 9 - 10 = -1$$

$$[C] = \begin{bmatrix} -3 & -5 \\ -2 & -3 \end{bmatrix}$$

$$[C]^T = \begin{bmatrix} -3 & -2 \\ -5 & -3 \end{bmatrix}$$

$$\begin{bmatrix} 3 & 2 \\ 5 & 3 \end{bmatrix} \begin{Bmatrix} z_1 \\ z_2 \end{Bmatrix} = \begin{Bmatrix} y_1 \\ y_2 \end{Bmatrix}$$

B.6 $\{X\}^T = (1, 1, 1, 1, 1)$

First iteration

$$2x_1 - x_2 = -1 \Rightarrow x_1 = \frac{1}{2} (x_2 - 1)$$

$$= \frac{1}{2} (1 - 1) = 0$$

$$6x_2 = x_1 + x_3 + 4 \Rightarrow x_2 = \frac{1}{6} (x_1 + x_3 + 4)$$

$$= \frac{1}{6} (0 + 1 + 4)$$

$$= 0.833$$

$$4x_3 = 2x_2 + x_4 + 4 \Rightarrow x_3 = \frac{1}{4} (2x_2 + x_4 + 4)$$

$$x_3 = \frac{1}{4} (2(0.833) + 1 + 4)$$

$$= 1.667$$

$$4x_4 = x_3 + x_5 + 6 \Rightarrow x_4 = \frac{1}{4} (x_3 + x_5 + 6)$$

$$x_4 = \frac{1}{4} (1.667 + 1 + 6) \\ = 2.167$$

$$2x_5 = x_4 - 2 \Rightarrow x_5 = \frac{1}{2} (x_4 - 2)$$

$$= \frac{1}{2} (2.167 - 2) \\ = 0.083$$

2nd iteration

$$x_1 = \frac{1}{2} (x_2 - 1) = \frac{1}{2} (0.833 - 1) = -0.084$$

$$x_2 = \frac{1}{6} (x_1 + x_3 + 4) = \frac{1}{6} (-0.084 + 1.667 + 4) \\ = 0.93$$

$$x_3 = \frac{1}{4} (2x_2 + x_4 + 4) = \frac{1}{4} (2(0.93) + 2.167 + 4) \\ = 2.007$$

$$x_4 = \frac{1}{4} (x_3 + x_5 + 6) = \frac{1}{4} (2.007 + 0.083 + 6) \\ = 2.023$$

$$x_5 = \frac{1}{2} (x_4 - 2) = \frac{1}{2} (2.023 - 2) \\ = 0.011$$

3rd iteration

$$x_1 = -0.035$$

$$x_2 = 0.995$$

$$x_3 = 2.003$$

$$x_4 = 2.004$$

$$x_5 = 0.002$$

4th iteration

$$x_1 = -0.003$$

$$x_2 = 1.000$$

$$x_3 = 2.001$$

$$x_4 = 2.001$$

$$x_5 = 0.000$$

5th iteration

$$x_1 = 0$$

$$x_2 = 1$$

$$x_3 = 2$$

$$x_4 = 2$$

$$x_5 = 0$$

B.7 By Gauss-Seidel

Initial guess $x_1 = 1$ $x_2 = 1$

1st iteration (Reorder equations so a_{ii} largest)

$$4x_1 - x_2 = 12 \Rightarrow x_1 = \frac{1}{4} (12 + x_2)$$

$$= \frac{1}{4} (12 + 1) = 3.25$$

$$x_1 + 3x_2 = 5 \Rightarrow x_2 = \frac{1}{3} (5 - x_1)$$

$$= \frac{1}{3} (5 - 3.25) = 0.583$$

2nd iteration

$$x_1 = 3.146$$

$$x_2 = 0.618$$

3rd iteration

$$x_1 = 3.155$$

$$x_2 = 0.615$$

4th iteration

$$x_1 = 3.154$$

$$x_2 = 0.615$$

5th iteration

$$x_1 = 3.154$$

$$x_2 = 0.615$$

B.8

(a) $2x_1 - 4x_2 = 2$

$$-9x_1 + 12x_2 = -6$$

$$|[a]| \neq 0$$

$$\begin{vmatrix} 2 & -4 \\ -9 & 12 \end{vmatrix} = 24 + 36 = 60 \neq 0$$

∴ unique solution

(b) $10x_1 + x_2 = 0$

$$5x_1 + \frac{1}{2}x_2 = 3$$

$$\begin{vmatrix} 10 & 1 \\ 5 & \frac{1}{2} \end{vmatrix} = 0$$

Non existent solution

(c) $2x_1 + x_2 + x_3 = 6$

$$3x_1 + x_2 - x_3 = 4$$

$$5x_1 + 2x_2 + 2x_3 = 8$$

$$\begin{vmatrix} 2 & 1 & 1 \\ 3 & 1 & -1 \\ 5 & 2 & 2 \end{vmatrix} \neq 0$$

∴ unique solution

(d) $x_1 + x_2 + x_3 = 4$

$$2x_1 + 2x_2 + 2x_3 = 2$$

$$3x_1 + 3x_2 + 3x_3 = 3$$

$$|[a]| = 0$$

∴ Non unique

all lines are parallel to each other

B.9 1st Figure $n_d = 2, m = 3$

$$n_b = n_d(m + 1) = 2(3 + 1) = 8$$

2nd Figure $n_d = 2, m = 5$

$$n_b = 2(5 + 1) = 12$$

Appendix D

D.1 Using table D-1

(a) Load case 1

$$P = 10 \text{ kip} \quad L = 20 \text{ ft}$$

$$f_{1y} = f_{2y} = \frac{-10}{2} = -5 \text{ kip}$$

$$m_1 = -m_2 = \frac{-10(20)}{8} = -25 \text{ kip} \cdot \text{ft}$$

(b) Load case 3

$$P = 5 \text{ kip} \quad L = 20 \text{ ft} \quad \alpha = \frac{1}{4}$$

$$f_{1y} = f_{2y} = -5 \text{ kip}$$

$$m_1 = -m_2 = -\frac{1}{4} \left(1 - \frac{1}{4} \right) (5)(20)$$

$$= -18.75 \text{ kip} \cdot \text{ft}$$

(c) Load case 4

$$w = 1000 \frac{\text{lb}}{\text{ft}} \quad L = 30 \text{ ft}$$

$$f_{1y} = f_{2y} = \frac{-(1000)(30)}{2} = -15000 \text{ lb}$$

$$m_1 = -m_2 = \frac{-(1000)(30)^2}{12} = -75000 \text{ lb} \cdot \text{ft}$$

(d) Load cases 1 and 7

$$P = 5 \text{ kip}, \quad L = 20 \text{ ft} \quad w = 2 \frac{\text{kip}}{\text{ft}}$$

$$f_{1y} = \frac{-5}{2} - \frac{13(20)(2)}{32} = -18.75 \text{ kip}$$

$$f_{2y} = \frac{-5}{2} - \frac{3(20)(2)}{32} = -6.25 \text{ kip}$$

$$m_1 = \frac{-5(20)}{8} - \frac{11(2)(20)^2}{192} = -12.5 - 45.83$$

$$= -58.33 \text{ kip} \cdot \text{ft}$$

$$m_2 = \frac{5(20)}{8} - \frac{5(2)(20)^2}{192} = 12.5 + 20.83$$

$$= 33.33 \text{ kip} \cdot \text{ft}$$

(e) Load case 5

Note: Switch nodes 1 and 2

$$w = 2000 \frac{\text{lb}}{\text{ft}} \quad L = 20 \text{ ft}$$

$$f_{1y} = \frac{-3(2000)20}{20} = -6000 \text{ lb}$$

$$f_{2y} = \frac{-7(2000)(20)}{20} = -14,000 \text{ lb}$$

$$m_1 = \frac{(2000)(20)^2}{30} = -26,667 \text{ lb} \cdot \text{ft}$$

$$m_2 = \frac{(2000)(20)^2}{20} = 40,000 \text{ lb} \cdot \text{ft}$$

(f) Load case 2

$$P = 5 \text{ kN}, \quad L = 7 \text{ m}, \quad a = 5 \text{ m}, \quad b = 2 \text{ m}$$

$$f_{2y} = \frac{-5(2)^2 [7 + 2(5)]}{7^3} = -0.99 \text{ kN}$$

$$f_{1y} = \frac{-5(5)^2 [7 + 2(2)]}{7^3} = -4.01 \text{ kN}$$

$$m_2 = \frac{-5(5)(2)^2}{7^2} = -2.04 \text{ kN} \cdot \text{m}$$

$$m_1 = \frac{5(5)^2(2)}{7^2} = 5.10 \text{ kN} \cdot \text{m}$$

(g) Load case 6

$$w = 4 \frac{\text{kN}}{\text{m}}, \quad L = 6 \text{ m}$$

$$f_{1y} = f_{2y} = \frac{-4(6)}{4} = -6 \text{ kN}$$

$$m_1 = -m_2 = \frac{-5(4)(6)^2}{96} = -7.5 \text{ kN} \cdot \text{m}$$

(h) Load case 4

$$w = 5 \frac{\text{kN}}{\text{m}}, \quad L = 4 \text{ m}$$

$$f_{1y} = f_{2y} = \frac{-5(4)}{2} = -10 \text{ kN}$$

$$m_1 = -m_2 = \frac{-5(4)^2}{12} = -6.67 \text{ kN} \cdot \text{m}$$