

Solutions Manual for
Thermodynamics: An Engineering Approach
Seventh Edition
Yunus A. Cengel, Michael A. Boles
McGraw-Hill, 2011

Chapter 1

INTRODUCTION AND BASIC CONCEPTS

PROPRIETARY AND CONFIDENTIAL

This Manual is the proprietary property of The McGraw-Hill Companies, Inc. (“McGraw-Hill”) and protected by copyright and other state and federal laws. By opening and using this Manual the user agrees to the following restrictions, and if the recipient does not agree to these restrictions, the Manual should be promptly returned unopened to McGraw-Hill: **This Manual is being provided only to authorized professors and instructors for use in preparing for the classes using the affiliated textbook. No other use or distribution of this Manual is permitted. This Manual may not be sold and may not be distributed to or used by any student or other third party. No part of this Manual may be reproduced, displayed or distributed in any form or by any means, electronic or otherwise, without the prior written permission of McGraw-Hill.**

Thermodynamics

1-1C On a downhill road the potential energy of the bicyclist is being converted to kinetic energy, and thus the bicyclist picks up speed. There is no creation of energy, and thus no violation of the conservation of energy principle.

1-2C A car going uphill without the engine running would increase the energy of the car, and thus it would be a violation of the first law of thermodynamics. Therefore, this cannot happen. Using a level meter (a device with an air bubble between two marks of a horizontal water tube) it can be shown that the road that looks uphill to the eye is actually downhill.

1-3C There is no truth to his claim. It violates the second law of thermodynamics.

Mass, Force, and Units

1-4C The “pound” mentioned here must be “**lbf**” since thrust is a force, and the lbf is the force unit in the English system. You should get into the habit of *never* writing the unit “lb”, but always use either “lbf” or “lbm” as appropriate since the two units have different dimensions.

1-5C In this unit, the word *light* refers to the speed of light. The light-year unit is then the product of a velocity and time. Hence, this product forms a distance dimension and unit.

1-6C There is no acceleration, thus the net force is zero in both cases.

1-7E The weight of a man on earth is given. His weight on the moon is to be determined.

Analysis Applying Newton's second law to the weight force gives

$$W = mg \longrightarrow m = \frac{W}{g} = \frac{210 \text{ lbf}}{32.10 \text{ ft/s}^2} \left(\frac{32.174 \text{ lbf} \cdot \text{ft/s}^2}{1 \text{ lbf}} \right) = 210.5 \text{ lbf}$$

Mass is invariant and the man will have the same mass on the moon. Then, his weight on the moon will be

$$W = mg = (210.5 \text{ lbf})(5.47 \text{ ft/s}^2) \left(\frac{1 \text{ lbf}}{32.174 \text{ lbf} \cdot \text{ft/s}^2} \right) = \mathbf{35.8 \text{ lbf}}$$

1-8 The interior dimensions of a room are given. The mass and weight of the air in the room are to be determined.

Assumptions The density of air is constant throughout the room.

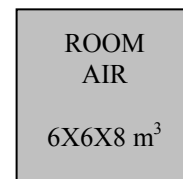
Properties The density of air is given to be $\rho = 1.16 \text{ kg/m}^3$.

Analysis The mass of the air in the room is

$$m = \rho V = (1.16 \text{ kg/m}^3)(6 \times 6 \times 8 \text{ m}^3) = \mathbf{334.1 \text{ kg}}$$

Thus,

$$W = mg = (334.1 \text{ kg})(9.81 \text{ m/s}^2) \left(\frac{1 \text{ N}}{1 \text{ kg} \cdot \text{m/s}^2} \right) = \mathbf{3277 \text{ N}}$$



1-9 The variation of gravitational acceleration above the sea level is given as a function of altitude. The height at which the weight of a body will decrease by 0.5% is to be determined.

Analysis The weight of a body at the elevation z can be expressed as

$$W = mg = m(9.807 - 3.32 \times 10^{-6}z)$$

In our case,

$$W = 0.995W_s = 0.995mg_s = 0.995(m)(9.81)$$

Substituting,

$$0.995(9.81) = (9.81 - 3.32 \times 10^{-6}z) \longrightarrow z = 14,774 \text{ m} \cong \mathbf{14,770 \text{ m}}$$



1-10 The mass of an object is given. Its weight is to be determined.

Analysis Applying Newton's second law, the weight is determined to be

$$W = mg = (200 \text{ kg})(9.6 \text{ m/s}^2) = \mathbf{1920 \text{ N}}$$

1-11E The constant-pressure specific heat of air given in a specified unit is to be expressed in various units.


Analysis Applying Newton's second law, the weight is determined in various units to be

$$c_p = (1.005 \text{ kJ/kg} \cdot ^\circ\text{C}) \left(\frac{1 \text{ kJ/kg} \cdot \text{K}}{1 \text{ kJ/kg} \cdot ^\circ\text{C}} \right) = \mathbf{1.005 \text{ kJ/kg} \cdot \text{K}}$$

$$c_p = (1.005 \text{ kJ/kg} \cdot ^\circ\text{C}) \left(\frac{1000 \text{ J}}{1 \text{ kJ}} \right) \left(\frac{1 \text{ kg}}{1000 \text{ g}} \right) = \mathbf{1.005 \text{ J/g} \cdot ^\circ\text{C}}$$

$$c_p = (1.005 \text{ kJ/kg} \cdot ^\circ\text{C}) \left(\frac{1 \text{ kcal}}{4.1868 \text{ kJ}} \right) = \mathbf{0.240 \text{ kcal/kg} \cdot ^\circ\text{C}}$$

$$c_p = (1.005 \text{ kJ/kg} \cdot ^\circ\text{C}) \left(\frac{1 \text{ Btu/lbm} \cdot ^\circ\text{F}}{4.1868 \text{ kJ/kg} \cdot ^\circ\text{C}} \right) = \mathbf{0.240 \text{ Btu/lbm} \cdot ^\circ\text{F}}$$

1-12  A rock is thrown upward with a specified force. The acceleration of the rock is to be determined.

Analysis The weight of the rock is

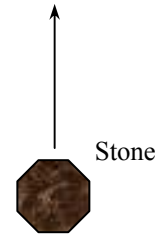
$$W = mg = (3 \text{ kg})(9.79 \text{ m/s}^2) \left(\frac{1 \text{ N}}{1 \text{ kg} \cdot \text{m/s}^2} \right) = 29.37 \text{ N}$$

Then the net force that acts on the rock is

$$F_{\text{net}} = F_{\text{up}} - F_{\text{down}} = 200 - 29.37 = 170.6 \text{ N}$$

From the Newton's second law, the acceleration of the rock becomes

$$a = \frac{F}{m} = \frac{170.6 \text{ N}}{3 \text{ kg}} \left(\frac{1 \text{ kg} \cdot \text{m/s}^2}{1 \text{ N}} \right) = \mathbf{56.9 \text{ m/s}^2}$$





1-13 Problem 1-12 is reconsidered. The entire EES solution is to be printed out, including the numerical results with proper units.

Analysis The problem is solved using EES, and the solution is given below.

"The weight of the rock is"

$$W=m*g$$

$$m=3 \text{ [kg]}$$

$$g=9.79 \text{ [m/s}^2\text{]}$$

"The force balance on the rock yields the net force acting on the rock as"

$$F_{\text{up}}=200 \text{ [N]}$$

$$F_{\text{net}} = F_{\text{up}} - F_{\text{down}}$$

$$F_{\text{down}}=W$$

"The acceleration of the rock is determined from Newton's second law."

$$F_{\text{net}}=m*a$$

"To Run the program, press F2 or select Solve from the Calculate menu."

SOLUTION

$$a=56.88 \text{ [m/s}^2\text{]}$$

$$F_{\text{down}}=29.37 \text{ [N]}$$

$$F_{\text{net}}=170.6 \text{ [N]}$$

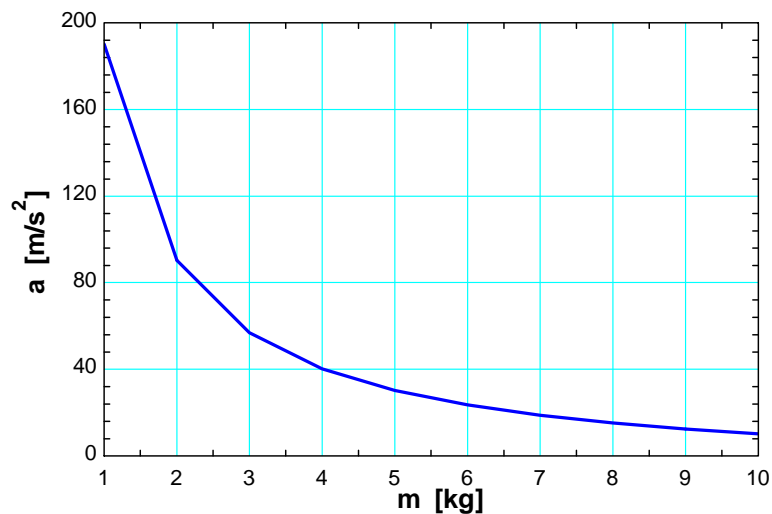
$$F_{\text{up}}=200 \text{ [N]}$$

$$g=9.79 \text{ [m/s}^2\text{]}$$

$$m=3 \text{ [kg]}$$

$$W=29.37 \text{ [N]}$$

m [kg]	a [m/s ²]
1	190.2
2	90.21
3	56.88
4	40.21
5	30.21
6	23.54
7	18.78
8	15.21
9	12.43
10	10.21



1-14 During an analysis, a relation with inconsistent units is obtained. A correction is to be found, and the probable cause of the error is to be determined.

Analysis The two terms on the right-hand side of the equation

$$E = 25 \text{ kJ} + 7 \text{ kJ/kg}$$

do not have the same units, and therefore they cannot be added to obtain the total energy. Multiplying the last term by mass will eliminate the kilograms in the denominator, and the whole equation will become dimensionally homogeneous; that is, every term in the equation will have the same unit.

Discussion Obviously this error was caused by forgetting to multiply the last term by mass at an earlier stage.

1-15 A resistance heater is used to heat water to desired temperature. The amount of electric energy used in kWh and kJ are to be determined.

Analysis The resistance heater consumes electric energy at a rate of 4 kW or 4 kJ/s. Then the total amount of electric energy used in 2 hours becomes

$$\begin{aligned} \text{Total energy} &= (\text{Energy per unit time})(\text{Time interval}) \\ &= (4 \text{ kW})(2 \text{ h}) \\ &= \mathbf{8 \text{ kWh}} \end{aligned}$$

Noting that $1 \text{ kWh} = (1 \text{ kJ/s})(3600 \text{ s}) = 3600 \text{ kJ}$,

$$\begin{aligned} \text{Total energy} &= (8 \text{ kWh})(3600 \text{ kJ/kWh}) \\ &= \mathbf{28,800 \text{ kJ}} \end{aligned}$$

Discussion Note kW is a unit for power whereas kWh is a unit for energy.

1-16 A gas tank is being filled with gasoline at a specified flow rate. Based on unit considerations alone, a relation is to be obtained for the filling time.

Assumptions Gasoline is an incompressible substance and the flow rate is constant.

Analysis The filling time depends on the volume of the tank and the discharge rate of gasoline. Also, we know that the unit of time is ‘seconds’. Therefore, the independent quantities should be arranged such that we end up with the unit of seconds. Putting the given information into perspective, we have

$$t [\text{s}] \leftrightarrow V [\text{L}], \text{ and } \dot{V} [\text{L/s}]$$

It is obvious that the only way to end up with the unit “s” for time is to divide the tank volume by the discharge rate. Therefore, the desired relation is

$$t = \frac{V}{\dot{V}}$$

Discussion Note that this approach may not work for cases that involve dimensionless (and thus unitless) quantities.

1-17 A pool is to be filled with water using a hose. Based on unit considerations, a relation is to be obtained for the volume of the pool.

Assumptions Water is an incompressible substance and the average flow velocity is constant.

Analysis The pool volume depends on the filling time, the cross-sectional area which depends on hose diameter, and flow velocity. Also, we know that the unit of volume is m^3 . Therefore, the independent quantities should be arranged such that we end up with the unit of seconds. Putting the given information into perspective, we have

$$V [\text{m}^3] \text{ is a function of } t [\text{s}], D [\text{m}], \text{ and } V [\text{m/s}]$$

It is obvious that the only way to end up with the unit “ m^3 ” for volume is to multiply the quantities t and V with the square of D . Therefore, the desired relation is

$$V = CD^2Vt$$

where the constant of proportionality is obtained for a round hose, namely, $C = \pi/4$ so that $V = (\pi D^2/4)Vt$.

Discussion Note that the values of dimensionless constants of proportionality cannot be determined with this approach.

1-18 It is to be shown that the power needed to accelerate a car is proportional to the mass and the square of the velocity of the car, and inversely proportional to the time interval.

Assumptions The car is initially at rest.

Analysis The power needed for acceleration depends on the mass, velocity change, and time interval. Also, the unit of power \dot{W} is watt, W, which is equivalent to

$$W = J/s = N \cdot m/s = (\text{kg} \cdot \text{m/s}^2) \text{m/s} = \text{kg} \cdot \text{m}^2/\text{s}^3$$

Therefore, the independent quantities should be arranged such that we end up with the unit $\text{kg} \cdot \text{m}^2/\text{s}^3$ for power. Putting the given information into perspective, we have

$$\dot{W} [\text{kg} \cdot \text{m}^2/\text{s}^3] \text{ is a function of } m [\text{kg}], V [\text{m/s}], \text{ and } t [\text{s}]$$

It is obvious that the only way to end up with the unit “ $\text{kg} \cdot \text{m}^2/\text{s}^3$ ” for power is to multiply mass with the square of the velocity and divide by time. Therefore, the desired relation is

$$\dot{W} \text{ is proportional to } mV^2 / t$$

or,

$$\dot{W} = CmV^2 / t$$

where C is the dimensionless constant of proportionality (whose value is $1/2$ in this case).

Discussion Note that this approach cannot determine the numerical value of the dimensionless numbers involved.

Systems, Properties, State, and Processes

1-19C This system is a region of space or open system in that mass such as air and food can cross its control boundary. The system can also interact with the surroundings by exchanging heat and work across its control boundary. By tracking these interactions, we can determine the energy conversion characteristics of this system.

1-20C The system is taken as the air contained in the piston-cylinder device. This system is a closed or fixed mass system since no mass enters or leaves it.

1-21C Any portion of the atmosphere which contains the ozone layer will work as an open system to study this problem. Once a portion of the atmosphere is selected, we must solve the practical problem of determining the interactions that occur at the control surfaces which surround the system's control volume.

1-22C Intensive properties do not depend on the size (extent) of the system but extensive properties do.

1-23C If we were to divide the system into smaller portions, the weight of each portion would also be smaller. Hence, the weight is an *extensive property*.

1-24C If we were to divide this system in half, both the volume and the number of moles contained in each half would be one-half that of the original system. The molar specific volume of the original system is

$$\bar{v} = \frac{V}{N}$$

and the molar specific volume of one of the smaller systems is

$$\bar{v} = \frac{V/2}{N/2} = \frac{V}{N}$$

which is the same as that of the original system. The molar specific volume is then an *intensive property*.

1-25C For a system to be in thermodynamic equilibrium, the temperature has to be the same throughout but the pressure does not. However, there should be no unbalanced pressure forces present. The increasing pressure with depth in a fluid, for example, should be balanced by increasing weight.

1-26C A process during which a system remains almost in equilibrium at all times is called a quasi-equilibrium process. Many engineering processes can be approximated as being quasi-equilibrium. The work output of a device is maximum and the work input to a device is minimum when quasi-equilibrium processes are used instead of nonquasi-equilibrium processes.

1-27C A process during which the temperature remains constant is called isothermal; a process during which the pressure remains constant is called isobaric; and a process during which the volume remains constant is called isochoric.

1-28C The state of a simple compressible system is completely specified by two independent, intensive properties.

1-29C The pressure and temperature of the water are normally used to describe the state. Chemical composition, surface tension coefficient, and other properties may be required in some cases.

As the water cools, its pressure remains fixed. This cooling process is then an isobaric process.

1-30C When analyzing the acceleration of gases as they flow through a nozzle, the proper choice for the system is the volume within the nozzle, bounded by the entire inner surface of the nozzle and the inlet and outlet cross-sections. This is a control volume since mass crosses the boundary.

1-31C A process is said to be steady-flow if it involves no changes with time anywhere within the system or at the system boundaries.

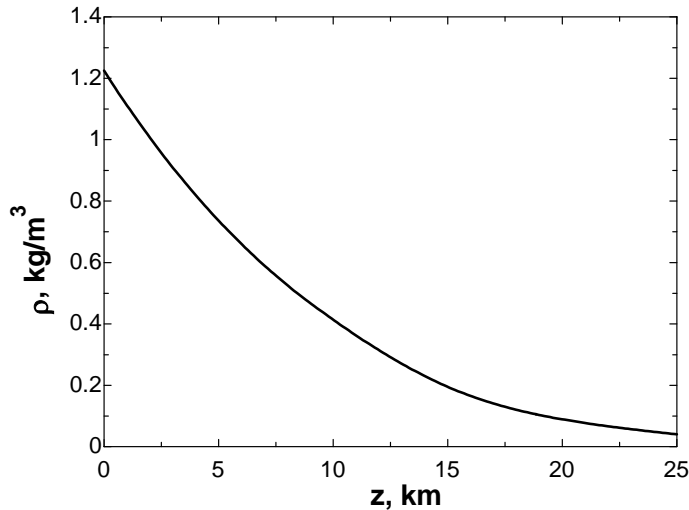


1-32 The variation of density of atmospheric air with elevation is given in tabular form. A relation for the variation of density with elevation is to be obtained, the density at 7 km elevation is to be calculated, and the mass of the atmosphere using the correlation is to be estimated.

Assumptions 1 Atmospheric air behaves as an ideal gas. 2 The earth is perfectly sphere with a radius of 6377 km, and the thickness of the atmosphere is 25 km.

Properties The density data are given in tabular form as

r , km	z , km	ρ , kg/m ³
6377	0	1.225
6378	1	1.112
6379	2	1.007
6380	3	0.9093
6381	4	0.8194
6382	5	0.7364
6383	6	0.6601
6385	8	0.5258
6387	10	0.4135
6392	15	0.1948
6397	20	0.08891
6402	25	0.04008



Analysis Using EES, (1) Define a trivial function $\rho = a + bz + cz^2$ in equation window, (2) select new parametric table from Tables, and type the data in a two-column table, (3) select Plot and plot the data, and (4) select plot and click on “curve fit” to get curve fit window. Then specify 2nd order polynomial and enter/edit equation. The results are:

$$\rho(z) = a + bz + cz^2 = 1.20252 - 0.101674z + 0.0022375z^2 \quad \text{for the unit of kg/m}^3,$$

$$\text{(or, } \rho(z) = (1.20252 - 0.101674z + 0.0022375z^2) \times 10^9 \quad \text{for the unit of kg/km}^3\text{)}$$

where z is the vertical distance from the earth surface at sea level. At $z = 7$ km, the equation would give $\rho = 0.60$ kg/m³.

(b) The mass of atmosphere can be evaluated by integration to be

$$m = \int_V \rho dV = \int_{z=0}^h (a + bz + cz^2) 4\pi(r_0 + z)^2 dz = 4\pi \int_{z=0}^h (a + bz + cz^2)(r_0^2 + 2r_0z + z^2) dz$$

$$= 4\pi \left[ar_0^2 h + r_0(2a + br_0)h^2 / 2 + (a + 2br_0 + cr_0^2)h^3 / 3 + (b + 2cr_0)h^4 / 4 + ch^5 / 5 \right]$$

where $r_0 = 6377$ km is the radius of the earth, $h = 25$ km is the thickness of the atmosphere, and $a = 1.20252$, $b = -0.101674$, and $c = 0.0022375$ are the constants in the density function. Substituting and multiplying by the factor 10^9 for the density unity kg/km³, the mass of the atmosphere is determined to be

$$m = 5.092 \times 10^{18} \text{ kg}$$

Discussion Performing the analysis with excel would yield exactly the same results.

EES Solution for final result:

$$a=1.2025166; \quad b=-0.10167$$

$$c=0.0022375; \quad r=6377; \quad h=25$$

$$m=4*\pi*(a*r^2*h+r*(2*a+b*r)*h^2/2+(a+2*b*r+c*r^2)*h^3/3+(b+2*c*r)*h^4/4+c*h^5/5)*1E+9$$

Temperature

1-33C The zeroth law of thermodynamics states that two bodies are in thermal equilibrium if both have the same temperature reading, even if they are not in contact.

1-34C They are Celsius ($^{\circ}\text{C}$) and kelvin (K) in the SI, and fahrenheit ($^{\circ}\text{F}$) and rankine (R) in the English system.

1-35C Probably, but not necessarily. The operation of these two thermometers is based on the thermal expansion of a fluid. If the thermal expansion coefficients of both fluids vary linearly with temperature, then both fluids will expand at the same rate with temperature, and both thermometers will always give identical readings. Otherwise, the two readings may deviate.

1-36 A temperature is given in $^{\circ}\text{C}$. It is to be expressed in K.

Analysis The Kelvin scale is related to Celsius scale by

$$T(\text{K}) = T(^{\circ}\text{C}) + 273$$

Thus,

$$T(\text{K}) = 37^{\circ}\text{C} + 273 = \mathbf{310\text{ K}}$$

1-37E The temperature of air given in $^{\circ}\text{C}$ unit is to be converted to $^{\circ}\text{F}$ and R unit.

Analysis Using the conversion relations between the various temperature scales,

$$T(^{\circ}\text{F}) = 1.8T(^{\circ}\text{C}) + 32 = (1.8)(150) + 32 = \mathbf{302^{\circ}\text{F}}$$

$$T(\text{R}) = T(^{\circ}\text{F}) + 460 = 302 + 460 = \mathbf{762\text{ R}}$$

1-38 A temperature change is given in $^{\circ}\text{C}$. It is to be expressed in K.

Analysis This problem deals with temperature changes, which are identical in Kelvin and Celsius scales. Thus,

$$\Delta T(\text{K}) = \Delta T(^{\circ}\text{C}) = \mathbf{45\text{ K}}$$

1-39E The flash point temperature of engine oil given in °F unit is to be converted to K and R units.

Analysis Using the conversion relations between the various temperature scales,

$$T(\text{R}) = T(^{\circ}\text{F}) + 460 = 363 + 460 = \mathbf{823 \text{ R}}$$

$$T(\text{K}) = \frac{T(\text{R})}{1.8} = \frac{823}{1.8} = \mathbf{457 \text{ K}}$$

1-40E The temperature of ambient air given in °C unit is to be converted to °F, K and R units.

Analysis Using the conversion relations between the various temperature scales,

$$T = -40^{\circ}\text{C} = (-40)(1.8) + 32 = \mathbf{-40^{\circ}\text{C}}$$

$$T = -40 + 273.15 = \mathbf{233.15 \text{ K}}$$

$$T = -40 + 459.67 = \mathbf{419.67 \text{ R}}$$

1-41E The change in water temperature given in °F unit is to be converted to °C, K and R units.

Analysis Using the conversion relations between the various temperature scales,

$$\Delta T = 10/1.8 = \mathbf{5.6^{\circ}\text{C}}$$

$$\Delta T = 10/1.8 = \mathbf{5.6 \text{ K}}$$

$$\Delta T = 10^{\circ}\text{F} = \mathbf{10 \text{ R}}$$

1-42E A temperature range given in °F unit is to be converted to °C unit and the temperature difference in °F is to be expressed in K, °C, and R.

Analysis The lower and upper limits of comfort range in °C are

$$T(^{\circ}\text{C}) = \frac{T(^{\circ}\text{F}) - 32}{1.8} = \frac{65 - 32}{1.8} = \mathbf{18.3^{\circ}\text{C}}$$

$$T(^{\circ}\text{C}) = \frac{T(^{\circ}\text{F}) - 32}{1.8} = \frac{75 - 32}{1.8} = \mathbf{23.9^{\circ}\text{C}}$$

A temperature change of 10°F in various units are

$$\Delta T(\text{R}) = \Delta T(^{\circ}\text{F}) = \mathbf{10 \text{ R}}$$

$$\Delta T(^{\circ}\text{C}) = \frac{\Delta T(^{\circ}\text{F})}{1.8} = \frac{10}{1.8} = \mathbf{5.6^{\circ}\text{C}}$$

$$\Delta T(\text{K}) = \Delta T(^{\circ}\text{C}) = \mathbf{5.6 \text{ K}}$$

Pressure, Manometer, and Barometer

1-43C The pressure relative to the atmospheric pressure is called the *gage pressure*, and the pressure relative to an absolute vacuum is called *absolute pressure*.

1-44C The blood vessels are more restricted when the arm is parallel to the body than when the arm is perpendicular to the body. For a constant volume of blood to be discharged by the heart, the blood pressure must increase to overcome the increased resistance to flow.

1-45C No, the absolute pressure in a liquid of constant density does not double when the depth is doubled. It is the *gage pressure* that doubles when the depth is doubled.

1-46C If the lengths of the sides of the tiny cube suspended in water by a string are very small, the magnitudes of the pressures on all sides of the cube will be the same.

1-47C *Pascal's principle* states that *the pressure applied to a confined fluid increases the pressure throughout by the same amount*. This is a consequence of the pressure in a fluid remaining constant in the horizontal direction. An example of Pascal's principle is the operation of the hydraulic car jack.

1-48E The pressure given in psia unit is to be converted to kPa.

Analysis Using the psia to kPa units conversion factor,

$$P = (150 \text{ psia}) \left(\frac{6.895 \text{ kPa}}{1 \text{ psia}} \right) = \mathbf{1034 \text{ kPa}}$$

1-49 The pressure in a tank is given. The tank's pressure in various units are to be determined.

Analysis Using appropriate conversion factors, we obtain

$$(a) \quad P = (1500 \text{ kPa}) \left(\frac{1 \text{ kN/m}^2}{1 \text{ kPa}} \right) = \mathbf{1500 \text{ kN/m}^2}$$

$$(b) \quad P = (1500 \text{ kPa}) \left(\frac{1 \text{ kN/m}^2}{1 \text{ kPa}} \right) \left(\frac{1000 \text{ kg} \cdot \text{m/s}^2}{1 \text{ kN}} \right) = \mathbf{1,500,000 \text{ kg/m} \cdot \text{s}^2}$$

$$(c) \quad P = (1500 \text{ kPa}) \left(\frac{1 \text{ kN/m}^2}{1 \text{ kPa}} \right) \left(\frac{1000 \text{ kg} \cdot \text{m/s}^2}{1 \text{ kN}} \right) \left(\frac{1000 \text{ m}}{1 \text{ km}} \right) = \mathbf{1,500,000,000 \text{ kg/km} \cdot \text{s}^2}$$

1-50E The pressure in a tank in SI unit is given. The tank's pressure in various English units are to be determined.

Analysis Using appropriate conversion factors, we obtain

$$(a) \quad P = (1500 \text{ kPa}) \left(\frac{20.886 \text{ lbf/ft}^2}{1 \text{ kPa}} \right) = \mathbf{31,330 \text{ lbf/ft}^2}$$

$$(b) \quad P = (1500 \text{ kPa}) \left(\frac{20.886 \text{ lbf/ft}^2}{1 \text{ kPa}} \right) \left(\frac{1 \text{ ft}^2}{144 \text{ in}^2} \right) \left(\frac{1 \text{ psia}}{1 \text{ lbf/in}^2} \right) = \mathbf{217.6 \text{ psia}}$$

1-51E The pressure given in mm Hg unit is to be converted to psia.

Analysis Using the mm Hg to kPa and kPa to psia units conversion factors,

$$P = (1500 \text{ mm Hg}) \left(\frac{0.1333 \text{ kPa}}{1 \text{ mm Hg}} \right) \left(\frac{1 \text{ psia}}{6.895 \text{ kPa}} \right) = \mathbf{29.0 \text{ psia}}$$

1-52 The pressure given in mm Hg unit is to be converted to kPa.

Analysis Using the mm Hg to kPa units conversion factor,

$$P = (1250 \text{ mm Hg}) \left(\frac{0.1333 \text{ kPa}}{1 \text{ mm Hg}} \right) = \mathbf{166.6 \text{ kPa}}$$

1-53 The pressure in a pressurized water tank is measured by a multi-fluid manometer. The gage pressure of air in the tank is to be determined.

Assumptions The air pressure in the tank is uniform (i.e., its variation with elevation is negligible due to its low density), and thus we can determine the pressure at the air-water interface.

Properties The densities of mercury, water, and oil are given to be 13,600, 1000, and 850 kg/m³, respectively.

Analysis Starting with the pressure at point 1 at the air-water interface, and moving along the tube by adding (as we go down) or subtracting (as we go up) the ρgh terms until we reach point 2, and setting the result equal to P_{atm} since the tube is open to the atmosphere gives

$$P_1 + \rho_{\text{water}}gh_1 + \rho_{\text{oil}}gh_2 - \rho_{\text{mercury}}gh_3 = P_{\text{atm}}$$

Solving for P_1 ,

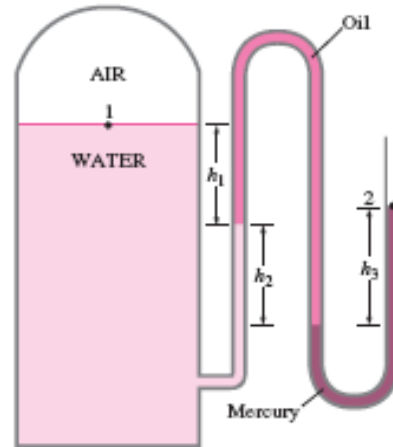
$$P_1 = P_{\text{atm}} - \rho_{\text{water}}gh_1 - \rho_{\text{oil}}gh_2 + \rho_{\text{mercury}}gh_3$$

or,

$$P_1 - P_{\text{atm}} = g(\rho_{\text{mercury}}h_3 - \rho_{\text{water}}h_1 - \rho_{\text{oil}}h_2)$$

Noting that $P_{1,\text{gage}} = P_1 - P_{\text{atm}}$ and substituting,

$$\begin{aligned} P_{1,\text{gage}} &= (9.81 \text{ m/s}^2)[(13,600 \text{ kg/m}^3)(0.46 \text{ m}) - (1000 \text{ kg/m}^3)(0.2 \text{ m}) \\ &\quad - (850 \text{ kg/m}^3)(0.3 \text{ m})] \left(\frac{1 \text{ N}}{1 \text{ kg} \cdot \text{m/s}^2} \right) \left(\frac{1 \text{ kPa}}{1000 \text{ N/m}^2} \right) \\ &= \mathbf{56.9 \text{ kPa}} \end{aligned}$$



Discussion Note that jumping horizontally from one tube to the next and realizing that pressure remains the same in the same fluid simplifies the analysis greatly.

1-54 The barometric reading at a location is given in height of mercury column. The atmospheric pressure is to be determined.

Properties The density of mercury is given to be 13,600 kg/m³.

Analysis The atmospheric pressure is determined directly from

$$\begin{aligned} P_{\text{atm}} &= \rho gh \\ &= (13,600 \text{ kg/m}^3)(9.81 \text{ m/s}^2)(0.750 \text{ m}) \left(\frac{1 \text{ N}}{1 \text{ kg} \cdot \text{m/s}^2} \right) \left(\frac{1 \text{ kPa}}{1000 \text{ N/m}^2} \right) \\ &= \mathbf{100.1 \text{ kPa}} \end{aligned}$$

1-55 The gage pressure in a liquid at a certain depth is given. The gage pressure in the same liquid at a different depth is to be determined.

Assumptions The variation of the density of the liquid with depth is negligible.

Analysis The gage pressure at two different depths of a liquid can be expressed as

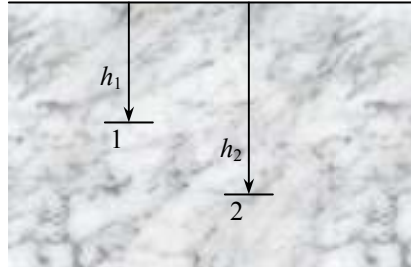
$$P_1 = \rho gh_1 \quad \text{and} \quad P_2 = \rho gh_2$$

Taking their ratio,

$$\frac{P_2}{P_1} = \frac{\rho gh_2}{\rho gh_1} = \frac{h_2}{h_1}$$

Solving for P_2 and substituting gives

$$P_2 = \frac{h_2}{h_1} P_1 = \frac{9 \text{ m}}{3 \text{ m}} (42 \text{ kPa}) = \mathbf{126 \text{ kPa}}$$



Discussion Note that the gage pressure in a given fluid is proportional to depth.

1-56 The absolute pressure in water at a specified depth is given. The local atmospheric pressure and the absolute pressure at the same depth in a different liquid are to be determined.

Assumptions The liquid and water are incompressible.

Properties The specific gravity of the fluid is given to be $SG = 0.85$. We take the density of water to be 1000 kg/m^3 . Then density of the liquid is obtained by multiplying its specific gravity by the density of water,

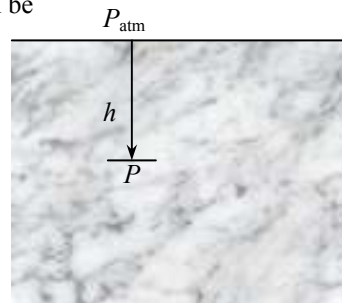
$$\rho = SG \times \rho_{H_2O} = (0.85)(1000 \text{ kg/m}^3) = 850 \text{ kg/m}^3$$

Analysis (a) Knowing the absolute pressure, the atmospheric pressure can be determined from

$$\begin{aligned} P_{\text{atm}} &= P - \rho gh \\ &= (145 \text{ kPa}) - (1000 \text{ kg/m}^3)(9.81 \text{ m/s}^2)(5 \text{ m}) \left(\frac{1 \text{ kPa}}{1000 \text{ N/m}^2} \right) \\ &= \mathbf{96.0 \text{ kPa}} \end{aligned}$$

(b) The absolute pressure at a depth of 5 m in the other liquid is

$$\begin{aligned} P &= P_{\text{atm}} + \rho gh \\ &= (96.0 \text{ kPa}) + (850 \text{ kg/m}^3)(9.81 \text{ m/s}^2)(5 \text{ m}) \left(\frac{1 \text{ kPa}}{1000 \text{ N/m}^2} \right) \\ &= \mathbf{137.7 \text{ kPa}} \end{aligned}$$



Discussion Note that at a given depth, the pressure in the lighter fluid is lower, as expected.

1-57E It is to be shown that $1 \text{ kgf/cm}^2 = 14.223 \text{ psi}$.

Analysis Noting that $1 \text{ kgf} = 9.80665 \text{ N}$, $1 \text{ N} = 0.22481 \text{ lbf}$, and $1 \text{ in} = 2.54 \text{ cm}$, we have

$$1 \text{ kgf} = 9.80665 \text{ N} = (9.80665 \text{ N}) \left(\frac{0.22481 \text{ lbf}}{1 \text{ N}} \right) = 2.20463 \text{ lbf}$$

and

$$1 \text{ kgf/cm}^2 = 2.20463 \text{ lbf/cm}^2 = (2.20463 \text{ lbf/cm}^2) \left(\frac{2.54 \text{ cm}}{1 \text{ in}} \right)^2 = 14.223 \text{ lbf/in}^2 = \mathbf{14.223 \text{ psi}}$$

1-58E The pressure in chamber 3 of the two-piston cylinder shown in the figure is to be determined.

Analysis The area upon which pressure 1 acts is

$$A_1 = \pi \frac{D_1^2}{4} = \pi \frac{(3 \text{ in})^2}{4} = 7.069 \text{ in}^2$$

and the area upon which pressure 2 acts is

$$A_2 = \pi \frac{D_2^2}{4} = \pi \frac{(1.5 \text{ in})^2}{4} = 1.767 \text{ in}^2$$

The area upon which pressure 3 acts is given by

$$A_3 = A_1 - A_2 = 7.069 - 1.767 = 5.302 \text{ in}^2$$

The force produced by pressure 1 on the piston is then

$$F_1 = P_1 A_1 = (150 \text{ psia}) \left(\frac{1 \text{ lbf/in}^2}{1 \text{ psia}} \right) (7.069 \text{ in}^2) = 1060 \text{ lbf}$$

while that produced by pressure 2 is

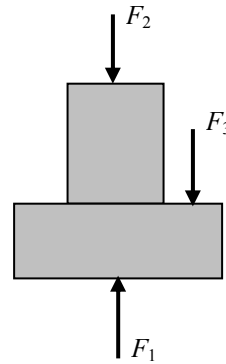
$$F_2 = P_2 A_2 = (250 \text{ psia})(1.767 \text{ in}^2) = 441.8 \text{ lbf}$$

According to the vertical force balance on the piston free body diagram

$$F_3 = F_1 - F_2 = 1060 - 441.8 = 618.3 \text{ lbf}$$

Pressure 3 is then

$$P_3 = \frac{F_3}{A_3} = \frac{618.3 \text{ lbf}}{5.302 \text{ in}^2} = \mathbf{117 \text{ psia}}$$



1-59 The pressure in chamber 1 of the two-piston cylinder shown in the figure is to be determined.

Analysis Summing the forces acting on the piston in the vertical direction gives

$$F_2 + F_3 = F_1$$

$$P_2 A_2 + P_3 (A_1 - A_2) = P_1 A_1$$

which when solved for P_1 gives

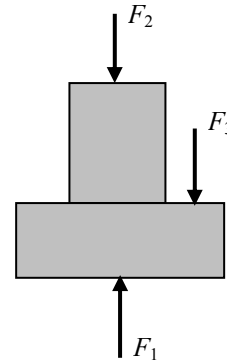
$$P_1 = P_2 \frac{A_2}{A_1} + P_3 \left(1 - \frac{A_2}{A_1} \right)$$

since the areas of the piston faces are given by $A = \pi D^2 / 4$ the above equation becomes

$$P_1 = P_2 \left(\frac{D_2}{D_1} \right)^2 + P_3 \left[1 - \left(\frac{D_2}{D_1} \right)^2 \right]$$

$$= (2000 \text{ kPa}) \left(\frac{4}{10} \right)^2 + (700 \text{ kPa}) \left[1 - \left(\frac{4}{10} \right)^2 \right]$$

$$= \mathbf{908 \text{ kPa}}$$



1-60 The mass of a woman is given. The minimum imprint area per shoe needed to enable her to walk on the snow without sinking is to be determined.

Assumptions 1 The weight of the person is distributed uniformly on the imprint area of the shoes. **2** One foot carries the entire weight of a person during walking, and the shoe is sized for walking conditions (rather than standing). **3** The weight of the shoes is negligible.

Analysis The mass of the woman is given to be 70 kg. For a pressure of 0.5 kPa on the snow, the imprint area of one shoe must be

$$A = \frac{W}{P} = \frac{mg}{P}$$

$$= \frac{(70 \text{ kg})(9.81 \text{ m/s}^2)}{0.5 \text{ kPa}} \left(\frac{1 \text{ N}}{1 \text{ kg} \cdot \text{m/s}^2} \right) \left(\frac{1 \text{ kPa}}{1000 \text{ N/m}^2} \right) = \mathbf{1.37 \text{ m}^2}$$

Discussion This is a very large area for a shoe, and such shoes would be impractical to use. Therefore, some sinking of the snow should be allowed to have shoes of reasonable size.

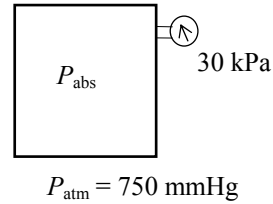


1-61 The vacuum pressure reading of a tank is given. The absolute pressure in the tank is to be determined.

Properties The density of mercury is given to be $\rho = 13,590 \text{ kg/m}^3$.

Analysis The atmospheric (or barometric) pressure can be expressed as

$$\begin{aligned} P_{\text{atm}} &= \rho gh \\ &= (13,590 \text{ kg/m}^3)(9.807 \text{ m/s}^2)(0.750 \text{ m}) \left(\frac{1 \text{ N}}{1 \text{ kg} \cdot \text{m/s}^2} \right) \left(\frac{1 \text{ kPa}}{1000 \text{ N/m}^2} \right) \\ &= 100.0 \text{ kPa} \end{aligned}$$



Then the absolute pressure in the tank becomes

$$P_{\text{abs}} = P_{\text{atm}} - P_{\text{vac}} = 100.0 - 30 = \mathbf{70.0 \text{ kPa}}$$

1-62E The vacuum pressure given in kPa unit is to be converted to various units.

Analysis Using the definition of vacuum pressure,

$$P_{\text{gage}} = \text{not applicable for pressures below atmospheric pressure}$$

$$P_{\text{abs}} = P_{\text{atm}} - P_{\text{vac}} = 98 - 80 = \mathbf{18 \text{ kPa}}$$

Then using the conversion factors,

$$P_{\text{abs}} = (18 \text{ kPa}) \left(\frac{1 \text{ kN/m}^2}{1 \text{ kPa}} \right) = \mathbf{18 \text{ kN/m}^2}$$

$$P_{\text{abs}} = (18 \text{ kPa}) \left(\frac{1 \text{ lbf/in}^2}{6.895 \text{ kPa}} \right) = \mathbf{2.61 \text{ lbf/in}^2}$$

$$P_{\text{abs}} = (18 \text{ kPa}) \left(\frac{1 \text{ psi}}{6.895 \text{ kPa}} \right) = \mathbf{2.61 \text{ psi}}$$

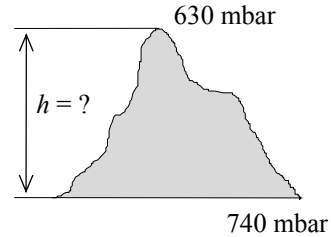
$$P_{\text{abs}} = (18 \text{ kPa}) \left(\frac{1 \text{ mm Hg}}{0.1333 \text{ kPa}} \right) = \mathbf{135 \text{ mm Hg}}$$

1-63 A mountain hiker records the barometric reading before and after a hiking trip. The vertical distance climbed is to be determined.

Assumptions The variation of air density and the gravitational acceleration with altitude is negligible.

Properties The density of air is given to be $\rho = 1.20 \text{ kg/m}^3$.

Analysis Taking an air column between the top and the bottom of the mountain and writing a force balance per unit base area, we obtain



$$W_{\text{air}} / A = P_{\text{bottom}} - P_{\text{top}}$$

$$(\rho g h)_{\text{air}} = P_{\text{bottom}} - P_{\text{top}}$$

$$(1.20 \text{ kg/m}^3)(9.81 \text{ m/s}^2)(h) \left(\frac{1 \text{ N}}{1 \text{ kg} \cdot \text{m/s}^2} \right) \left(\frac{1 \text{ bar}}{100,000 \text{ N/m}^2} \right) = (0.740 - 0.630) \text{ bar}$$

It yields

$$h = \mathbf{934 \text{ m}}$$

which is also the distance climbed.

1-64 A barometer is used to measure the height of a building by recording reading at the bottom and at the top of the building. The height of the building is to be determined.

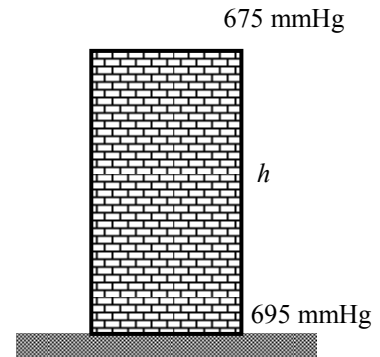
Assumptions The variation of air density with altitude is negligible.

Properties The density of air is given to be $\rho = 1.18 \text{ kg/m}^3$. The density of mercury is $13,600 \text{ kg/m}^3$.

Analysis Atmospheric pressures at the top and at the bottom of the building are

$$\begin{aligned} P_{\text{top}} &= (\rho g h)_{\text{top}} \\ &= (13,600 \text{ kg/m}^3)(9.81 \text{ m/s}^2)(0.675 \text{ m}) \left(\frac{1 \text{ N}}{1 \text{ kg} \cdot \text{m/s}^2} \right) \left(\frac{1 \text{ kPa}}{1000 \text{ N/m}^2} \right) \\ &= 90.06 \text{ kPa} \end{aligned}$$

$$\begin{aligned} P_{\text{bottom}} &= (\rho g h)_{\text{bottom}} \\ &= (13,600 \text{ kg/m}^3)(9.81 \text{ m/s}^2)(0.695 \text{ m}) \left(\frac{1 \text{ N}}{1 \text{ kg} \cdot \text{m/s}^2} \right) \left(\frac{1 \text{ kPa}}{1000 \text{ N/m}^2} \right) \\ &= 92.72 \text{ kPa} \end{aligned}$$



Taking an air column between the top and the bottom of the building and writing a force balance per unit base area, we obtain

$$W_{\text{air}} / A = P_{\text{bottom}} - P_{\text{top}}$$

$$(\rho g h)_{\text{air}} = P_{\text{bottom}} - P_{\text{top}}$$

$$(1.18 \text{ kg/m}^3)(9.81 \text{ m/s}^2)(h) \left(\frac{1 \text{ N}}{1 \text{ kg} \cdot \text{m/s}^2} \right) \left(\frac{1 \text{ kPa}}{1000 \text{ N/m}^2} \right) = (92.72 - 90.06) \text{ kPa}$$

It yields

$$h = \mathbf{231 \text{ m}}$$

which is also the height of the building.



1-65 Problem 1-64 is reconsidered. The entire EES solution is to be printed out, including the numerical results with proper units.

Analysis The problem is solved using EES, and the solution is given below.

```
P_bottom=695 [mmHg]
P_top=675 [mmHg]
g=9.81 [m/s^2] "local acceleration of gravity at sea level"
rho=1.18 [kg/m^3]
DELTAP_abs=(P_bottom-P_top)*CONVERT(mmHg, kPa) "[kPa]" "Delta P reading from the barometers,
converted from mmHg to kPa."
DELTAP_h =rho*g*h*Convert(Pa, kPa) "Delta P due to the air fluid column height, h, between the top and
bottom of the building."
DELTAP_abs=DELTAP_h
```

SOLUTION

```
DELTAP_abs=2.666 [kPa]
DELTAP_h=2.666 [kPa]
g=9.81 [m/s^2]
h=230.3 [m]
P_bottom=695 [mmHg]
P_top=675 [mmHg]
rho=1.18 [kg/m^3]
```

1-66 A man is standing in water vertically while being completely submerged. The difference between the pressures acting on the head and on the toes is to be determined.

Assumptions Water is an incompressible substance, and thus the density does not change with depth.

Properties We take the density of water to be $\rho = 1000 \text{ kg/m}^3$.

Analysis The pressures at the head and toes of the person can be expressed as

$$P_{\text{head}} = P_{\text{atm}} + \rho g h_{\text{head}} \quad \text{and} \quad P_{\text{toe}} = P_{\text{atm}} + \rho g h_{\text{toe}}$$

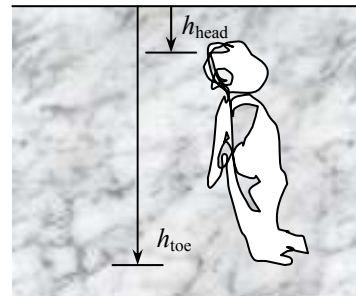
where h is the vertical distance of the location in water from the free surface. The pressure difference between the toes and the head is determined by subtracting the first relation above from the second,

$$P_{\text{toe}} - P_{\text{head}} = \rho g h_{\text{toe}} - \rho g h_{\text{head}} = \rho g (h_{\text{toe}} - h_{\text{head}})$$

Substituting,

$$P_{\text{toe}} - P_{\text{head}} = (1000 \text{ kg/m}^3)(9.81 \text{ m/s}^2)(1.75 \text{ m} - 0) \left(\frac{1 \text{ N}}{1 \text{ kg} \cdot \text{m/s}^2} \right) \left(\frac{1 \text{ kPa}}{1000 \text{ N/m}^2} \right) = \mathbf{17.2 \text{ kPa}}$$

Discussion This problem can also be solved by noting that the atmospheric pressure ($1 \text{ atm} = 101.325 \text{ kPa}$) is equivalent to 10.3-m of water height, and finding the pressure that corresponds to a water height of 1.75 m.



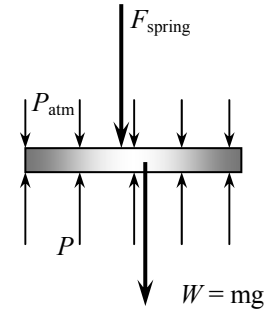
1-67 A gas contained in a vertical piston-cylinder device is pressurized by a spring and by the weight of the piston. The pressure of the gas is to be determined.

Analysis Drawing the free body diagram of the piston and balancing the vertical forces yield

$$PA = P_{atm}A + W + F_{spring}$$

Thus,

$$\begin{aligned}
 P &= P_{atm} + \frac{mg + F_{spring}}{A} \\
 &= (95 \text{ kPa}) + \frac{(3.2 \text{ kg})(9.81 \text{ m/s}^2) + 150 \text{ N}}{35 \times 10^{-4} \text{ m}^2} \left(\frac{1 \text{ kPa}}{1000 \text{ N/m}^2} \right) \\
 &= \mathbf{147 \text{ kPa}}
 \end{aligned}$$



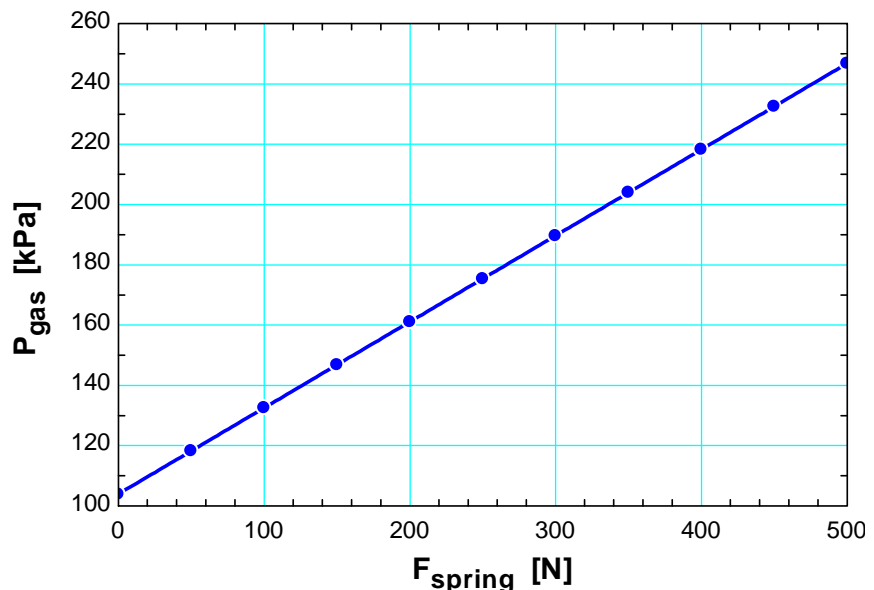
1-68 Problem 1-67 is reconsidered. The effect of the spring force in the range of 0 to 500 N on the pressure inside the cylinder is to be investigated. The pressure against the spring force is to be plotted, and results are to be discussed.


Analysis The problem is solved using EES, and the solution is given below.

```

g=9.81 [m/s^2]
P_atm= 95 [kPa]
m_piston=3.2 [kg]
{F_spring=150 [N]}
A=35*CONVERT(cm^2, m^2)
W_piston=m_piston*g
F_atm=P_atm*A*CONVERT(kPa, N/m^2)
"From the free body diagram of the piston, the balancing vertical forces yield:"
F_gas= F_atm+F_spring+W_piston
P_gas=F_gas/A*CONVERT(N/m^2, kPa)
    
```

F _{spring} [N]	P _{gas} [kPa]
0	104
50	118.3
100	132.5
150	146.8
200	161.1
250	175.4
300	189.7
350	204
400	218.3
450	232.5
500	246.8



1-69  Both a gage and a manometer are attached to a gas to measure its pressure. For a specified reading of gage pressure, the difference between the fluid levels of the two arms of the manometer is to be determined for mercury and water.

Properties The densities of water and mercury are given to be $\rho_{\text{water}} = 1000 \text{ kg/m}^3$ and be $\rho_{\text{Hg}} = 13,600 \text{ kg/m}^3$.

Analysis The gage pressure is related to the vertical distance h between the two fluid levels by

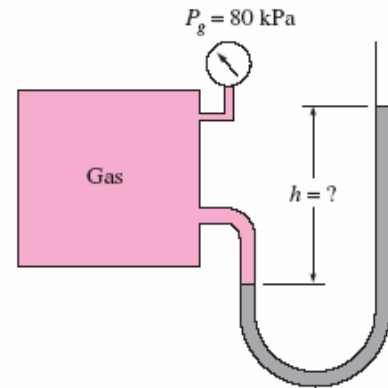
$$P_{\text{gage}} = \rho g h \longrightarrow h = \frac{P_{\text{gage}}}{\rho g}$$

(a) For mercury,

$$\begin{aligned} h &= \frac{P_{\text{gage}}}{\rho_{\text{Hg}} g} \\ &= \frac{80 \text{ kPa}}{(13,600 \text{ kg/m}^3)(9.81 \text{ m/s}^2)} \left(\frac{1 \text{ kN/m}^2}{1 \text{ kPa}} \right) \left(\frac{1000 \text{ kg/m} \cdot \text{s}^2}{1 \text{ kN}} \right) = \mathbf{0.60 \text{ m}} \end{aligned}$$

(b) For water,

$$h = \frac{P_{\text{gage}}}{\rho_{\text{H}_2\text{O}} g} = \frac{80 \text{ kPa}}{(1000 \text{ kg/m}^3)(9.81 \text{ m/s}^2)} \left(\frac{1 \text{ kN/m}^2}{1 \text{ kPa}} \right) \left(\frac{1000 \text{ kg/m} \cdot \text{s}^2}{1 \text{ kN}} \right) = \mathbf{8.16 \text{ m}}$$





1-70 Problem 1-69 is reconsidered. The effect of the manometer fluid density in the range of 800 to 13,000 kg/m³ on the differential fluid height of the manometer is to be investigated. Differential fluid height against the density is to be plotted, and the results are to be discussed.

Analysis The problem is solved using EES, and the solution is given below.

"Let's modify this problem to also calculate the absolute pressure in the tank by supplying the atmospheric pressure.

Use the relationship between the pressure gage reading and the manometer fluid column height. "

Function fluid_density(Fluid\$)

"This function is needed since if-then-else logic can only be used in functions or procedures.

The underscore displays whatever follows as subscripts in the Formatted Equations Window."

If fluid\$='Mercury' then fluid_density=13600 else fluid_density=1000
end

{Input from the diagram window. If the diagram window is hidden, then all of the input must come from the equations window. Also note that brackets can also denote comments - but these comments do not appear in the formatted equations window.}

{Fluid\$='Mercury'

P_atm = 101.325 [kPa]

DELTAP=80 [kPa] "Note how DELTAP is displayed on the Formatted Equations Window."}

g=9.807 [m/s^2] "local acceleration of gravity at sea level"

rho=Fluid_density(Fluid\$) "Get the fluid density, either Hg or H2O, from the function"

"To plot fluid height against density place {} around the above equation. Then set up the parametric table and solve."

DELTAP = RHO*g*h/1000

"Instead of dividing by 1000 Pa/kPa we could have multiplied by the EES function, CONVERT(Pa,kPa)"

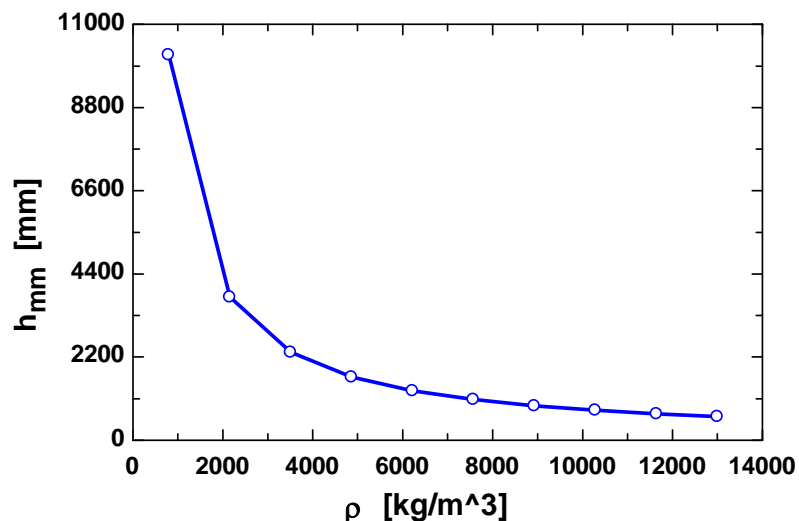
h_mm=h*convert(m, mm) "The fluid height in mm is found using the built-in CONVERT function."

P_abs= P_atm + DELTAP

"To make the graph, hide the diagram window and remove the {}brackets from Fluid\$ and from P_atm. Select New Parametric Table from the Tables menu. Choose P_abs, DELTAP and h to be in the table. Choose Alter Values from the Tables menu. Set values of h to range from 0 to 1 in steps of 0.2. Choose Solve Table (or press F3) from the Calculate menu. Choose New Plot Window from the Plot menu. Choose to plot P_abs vs h and then choose Overlay Plot from the Plot menu and plot DELTAP on the same scale."

Manometer Fluid Height vs Manometer Fluid Density

ρ [kg/m ³]	h_{mm} [mm]
800	10197
2156	3784
3511	2323
4867	1676
6222	1311
7578	1076
8933	913.1
10289	792.8
11644	700.5
13000	627.5

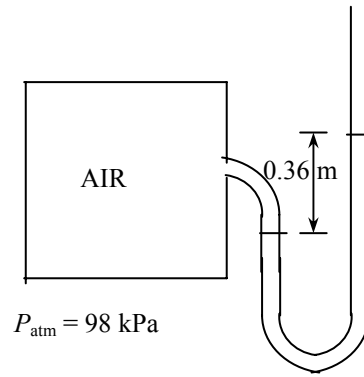


1-71 The air pressure in a tank is measured by an oil manometer. For a given oil-level difference between the two columns, the absolute pressure in the tank is to be determined.

Properties The density of oil is given to be $\rho = 850 \text{ kg/m}^3$.

Analysis The absolute pressure in the tank is determined from

$$\begin{aligned} P &= P_{\text{atm}} + \rho gh \\ &= (98 \text{ kPa}) + (850 \text{ kg/m}^3)(9.81 \text{ m/s}^2)(0.36 \text{ m}) \left(\frac{1 \text{ kPa}}{1000 \text{ N/m}^2} \right) \\ &= \mathbf{101.0 \text{ kPa}} \end{aligned}$$



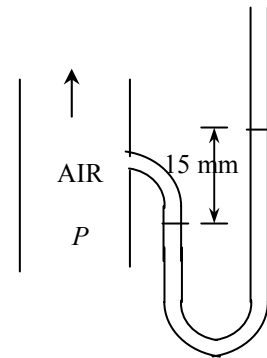
1-72 The air pressure in a duct is measured by a mercury manometer. For a given mercury-level difference between the two columns, the absolute pressure in the duct is to be determined.

Properties The density of mercury is given to be $\rho = 13,600 \text{ kg/m}^3$.

Analysis (a) The pressure in the duct is above atmospheric pressure since the fluid column on the duct side is at a lower level.

(b) The absolute pressure in the duct is determined from

$$\begin{aligned} P &= P_{\text{atm}} + \rho gh \\ &= (100 \text{ kPa}) + (13,600 \text{ kg/m}^3)(9.81 \text{ m/s}^2)(0.015 \text{ m}) \left(\frac{1 \text{ N}}{1 \text{ kg} \cdot \text{m/s}^2} \right) \left(\frac{1 \text{ kPa}}{1000 \text{ N/m}^2} \right) \\ &= \mathbf{102 \text{ kPa}} \end{aligned}$$



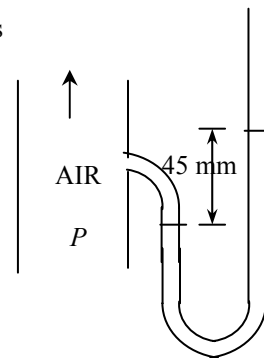
1-73 The air pressure in a duct is measured by a mercury manometer. For a given mercury-level difference between the two columns, the absolute pressure in the duct is to be determined.

Properties The density of mercury is given to be $\rho = 13,600 \text{ kg/m}^3$.

Analysis (a) The pressure in the duct is above atmospheric pressure since the fluid column on the duct side is at a lower level.

(b) The absolute pressure in the duct is determined from

$$\begin{aligned} P &= P_{\text{atm}} + \rho gh \\ &= (100 \text{ kPa}) + (13,600 \text{ kg/m}^3)(9.81 \text{ m/s}^2)(0.045 \text{ m}) \left(\frac{1 \text{ N}}{1 \text{ kg} \cdot \text{m/s}^2} \right) \left(\frac{1 \text{ kPa}}{1000 \text{ N/m}^2} \right) \\ &= \mathbf{106 \text{ kPa}} \end{aligned}$$



1-74E The systolic and diastolic pressures of a healthy person are given in mmHg. These pressures are to be expressed in kPa, psi, and meter water column.

Assumptions Both mercury and water are incompressible substances.

Properties We take the densities of water and mercury to be 1000 kg/m^3 and $13,600 \text{ kg/m}^3$, respectively.

Analysis Using the relation $P = \rho gh$ for gage pressure, the high and low pressures are expressed as

$$P_{\text{high}} = \rho gh_{\text{high}} = (13,600 \text{ kg/m}^3)(9.81 \text{ m/s}^2)(0.12 \text{ m}) \left(\frac{1 \text{ N}}{1 \text{ kg} \cdot \text{m/s}^2} \right) \left(\frac{1 \text{ kPa}}{1000 \text{ N/m}^2} \right) = \mathbf{16.0 \text{ kPa}}$$

$$P_{\text{low}} = \rho gh_{\text{low}} = (13,600 \text{ kg/m}^3)(9.81 \text{ m/s}^2)(0.08 \text{ m}) \left(\frac{1 \text{ N}}{1 \text{ kg} \cdot \text{m/s}^2} \right) \left(\frac{1 \text{ kPa}}{1000 \text{ N/m}^2} \right) = \mathbf{10.7 \text{ kPa}}$$

Noting that $1 \text{ psi} = 6.895 \text{ kPa}$,

$$P_{\text{high}} = (16.0 \text{ Pa}) \left(\frac{1 \text{ psi}}{6.895 \text{ kPa}} \right) = \mathbf{2.32 \text{ psi}} \quad \text{and} \quad P_{\text{low}} = (10.7 \text{ Pa}) \left(\frac{1 \text{ psi}}{6.895 \text{ kPa}} \right) = \mathbf{1.55 \text{ psi}}$$

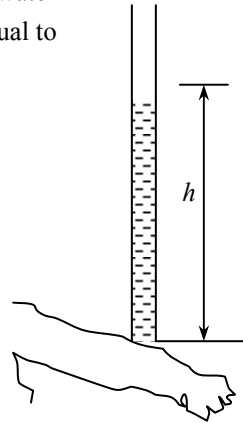
For a given pressure, the relation $P = \rho gh$ can be expressed for mercury and water as $P = \rho_{\text{water}} gh_{\text{water}}$ and $P = \rho_{\text{mercury}} gh_{\text{mercury}}$. Setting these two relations equal to each other and solving for water height gives

$$P = \rho_{\text{water}} gh_{\text{water}} = \rho_{\text{mercury}} gh_{\text{mercury}} \rightarrow h_{\text{water}} = \frac{\rho_{\text{mercury}}}{\rho_{\text{water}}} h_{\text{mercury}}$$

Therefore,

$$h_{\text{water, high}} = \frac{\rho_{\text{mercury}}}{\rho_{\text{water}}} h_{\text{mercury, high}} = \frac{13,600 \text{ kg/m}^3}{1000 \text{ kg/m}^3} (0.12 \text{ m}) = \mathbf{1.63 \text{ m}}$$

$$h_{\text{water, low}} = \frac{\rho_{\text{mercury}}}{\rho_{\text{water}}} h_{\text{mercury, low}} = \frac{13,600 \text{ kg/m}^3}{1000 \text{ kg/m}^3} (0.08 \text{ m}) = \mathbf{1.09 \text{ m}}$$



Discussion Note that measuring blood pressure with a “water” monometer would involve differential fluid heights higher than the person, and thus it is impractical. This problem shows why mercury is a suitable fluid for blood pressure measurement devices.

1-75 A vertical tube open to the atmosphere is connected to the vein in the arm of a person. The height that the blood will rise in the tube is to be determined.

Assumptions 1 The density of blood is constant. 2 The gage pressure of blood is 120 mmHg.

Properties The density of blood is given to be $\rho = 1050 \text{ kg/m}^3$.

Analysis For a given gage pressure, the relation $P = \rho gh$ can be expressed

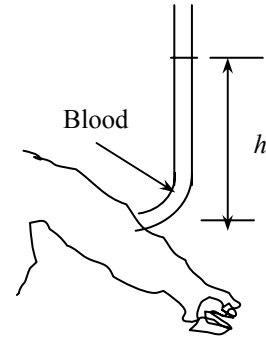
for mercury and blood as $P = \rho_{\text{blood}} g h_{\text{blood}}$ and $P = \rho_{\text{mercury}} g h_{\text{mercury}}$.

Setting these two relations equal to each other we get

$$P = \rho_{\text{blood}} g h_{\text{blood}} = \rho_{\text{mercury}} g h_{\text{mercury}}$$

Solving for blood height and substituting gives

$$h_{\text{blood}} = \frac{\rho_{\text{mercury}}}{\rho_{\text{blood}}} h_{\text{mercury}} = \frac{13,600 \text{ kg/m}^3}{1050 \text{ kg/m}^3} (0.12 \text{ m}) = \mathbf{1.55 \text{ m}}$$



Discussion Note that the blood can rise about one and a half meters in a tube connected to the vein. This explains why IV tubes must be placed high to force a fluid into the vein of a patient.

1-76 A diver is moving at a specified depth from the water surface. The pressure exerted on the surface of the diver by water is to be determined.

Assumptions The variation of the density of water with depth is negligible.

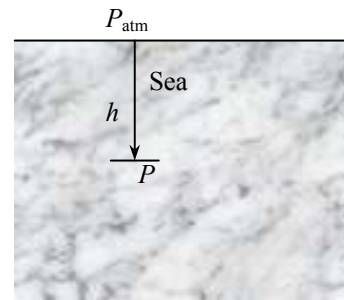
Properties The specific gravity of seawater is given to be $SG = 1.03$. We take the density of water to be 1000 kg/m^3 .

Analysis The density of the seawater is obtained by multiplying its specific gravity by the density of water which is taken to be 1000 kg/m^3 :

$$\rho = SG \times \rho_{H_2O} = (1.03)(1000 \text{ kg/m}^3) = 1030 \text{ kg/m}^3$$

The pressure exerted on a diver at 30 m below the free surface of the sea is the absolute pressure at that location:

$$\begin{aligned} P &= P_{\text{atm}} + \rho gh \\ &= (101 \text{ kPa}) + (1030 \text{ kg/m}^3)(9.807 \text{ m/s}^2)(30 \text{ m}) \left(\frac{1 \text{ kPa}}{1000 \text{ N/m}^2} \right) \\ &= \mathbf{404 \text{ kPa}} \end{aligned}$$

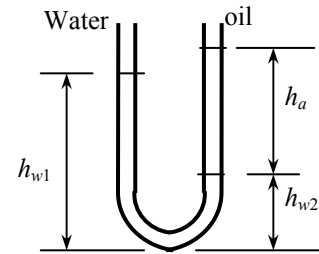


1-77 Water is poured into the U-tube from one arm and oil from the other arm. The water column height in one arm and the ratio of the heights of the two fluids in the other arm are given. The height of each fluid in that arm is to be determined.

Assumptions Both water and oil are incompressible substances.

Properties The density of oil is given to be $\rho = 790 \text{ kg/m}^3$. We take the density of water to be $\rho = 1000 \text{ kg/m}^3$.

Analysis The height of water column in the left arm of the manometer is given to be $h_{w1} = 0.70 \text{ m}$. We let the height of water and oil in the right arm to be h_{w2} and h_a , respectively. Then, $h_a = 4h_{w2}$. Noting that both arms are open to the atmosphere, the pressure at the bottom of the U-tube can be expressed as



$$P_{\text{bottom}} = P_{\text{atm}} + \rho_w g h_{w1} \quad \text{and} \quad P_{\text{bottom}} = P_{\text{atm}} + \rho_w g h_{w2} + \rho_a g h_a$$

Setting them equal to each other and simplifying,

$$\rho_w g h_{w1} = \rho_w g h_{w2} + \rho_a g h_a \quad \rightarrow \quad \rho_w h_{w1} = \rho_w h_{w2} + \rho_a h_a \quad \rightarrow \quad h_{w1} = h_{w2} + (\rho_a / \rho_w) h_a$$

Noting that $h_a = 4h_{w2}$, the water and oil column heights in the second arm are determined to be

$$0.7 \text{ m} = h_{w2} + (790/1000) 4h_{w2} \quad \rightarrow \quad h_{w2} = \mathbf{0.168 \text{ m}}$$

$$0.7 \text{ m} = 0.168 \text{ m} + (790/1000) h_a \quad \rightarrow \quad h_a = \mathbf{0.673 \text{ m}}$$

Discussion Note that the fluid height in the arm that contains oil is higher. This is expected since oil is lighter than water.

1-78 Fresh and seawater flowing in parallel horizontal pipelines are connected to each other by a double U-tube manometer. The pressure difference between the two pipelines is to be determined.

Assumptions 1 All the liquids are incompressible. **2** The effect of air column on pressure is negligible.

Properties The densities of seawater and mercury are given to be $\rho_{\text{sea}} = 1035 \text{ kg/m}^3$ and $\rho_{\text{Hg}} = 13,600 \text{ kg/m}^3$. We take the density of water to be $\rho_w = 1000 \text{ kg/m}^3$.

Analysis Starting with the pressure in the fresh water pipe (point 1) and moving along the tube by adding (as we go down) or subtracting (as we go up) the ρgh terms until we reach the sea water pipe (point 2), and setting the result equal to P_2 gives

$$P_1 + \rho_w gh_w - \rho_{\text{Hg}} gh_{\text{Hg}} - \rho_{\text{air}} gh_{\text{air}} + \rho_{\text{sea}} gh_{\text{sea}} = P_2$$

Rearranging and neglecting the effect of air column on pressure,

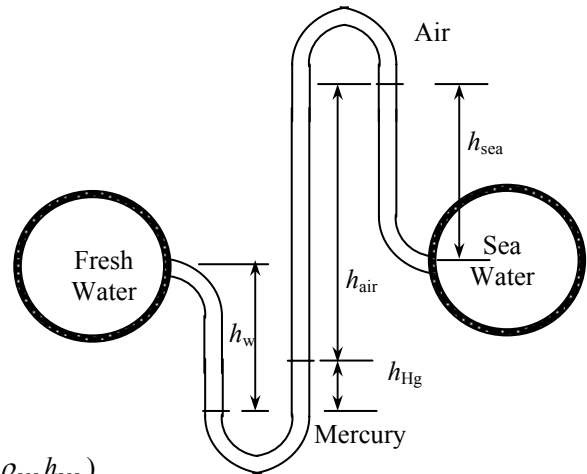
$$P_1 - P_2 = -\rho_w gh_w + \rho_{\text{Hg}} gh_{\text{Hg}} - \rho_{\text{sea}} gh_{\text{sea}} = g(\rho_{\text{Hg}} h_{\text{Hg}} - \rho_w h_w - \rho_{\text{sea}} h_{\text{sea}})$$

Substituting,

$$\begin{aligned} P_1 - P_2 &= (9.81 \text{ m/s}^2)[(13600 \text{ kg/m}^3)(0.1 \text{ m}) \\ &\quad - (1000 \text{ kg/m}^3)(0.6 \text{ m}) - (1035 \text{ kg/m}^3)(0.4 \text{ m})] \left(\frac{1 \text{ kN}}{1000 \text{ kg} \cdot \text{m/s}^2} \right) \\ &= 3.39 \text{ kN/m}^2 = \mathbf{3.39 \text{ kPa}} \end{aligned}$$

Therefore, the pressure in the fresh water pipe is 3.39 kPa higher than the pressure in the sea water pipe.

Discussion A 0.70-m high air column with a density of 1.2 kg/m^3 corresponds to a pressure difference of 0.008 kPa. Therefore, its effect on the pressure difference between the two pipes is negligible.



1-79 Fresh and seawater flowing in parallel horizontal pipelines are connected to each other by a double U-tube manometer. The pressure difference between the two pipelines is to be determined.

Assumptions All the liquids are incompressible.

Properties The densities of seawater and mercury are given to be $\rho_{sea} = 1035 \text{ kg/m}^3$ and $\rho_{Hg} = 13,600 \text{ kg/m}^3$. We take the density of water to be $\rho_w = 1000 \text{ kg/m}^3$. The specific gravity of oil is given to be 0.72, and thus its density is 720 kg/m^3 .

Analysis Starting with the pressure in the fresh water pipe (point 1) and moving along the tube by adding (as we go down) or subtracting (as we go up) the ρgh terms until we reach the sea water pipe (point 2), and setting the result equal to P_2 gives

$$P_1 + \rho_w gh_w - \rho_{Hg} gh_{Hg} - \rho_{oil} gh_{oil} + \rho_{sea} gh_{sea} = P_2$$

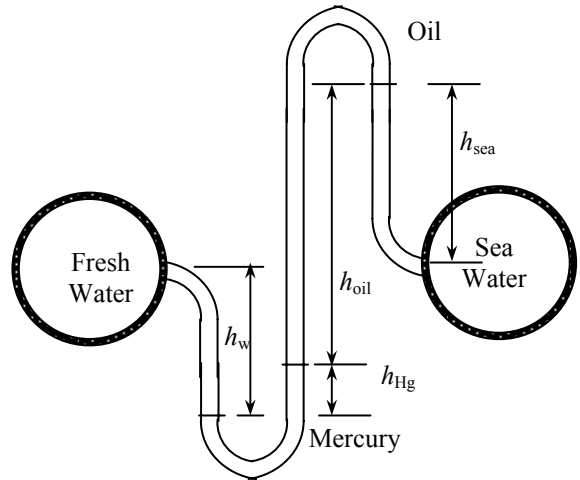
Rearranging,

$$\begin{aligned} P_1 - P_2 &= -\rho_w gh_w + \rho_{Hg} gh_{Hg} + \rho_{oil} gh_{oil} - \rho_{sea} gh_{sea} \\ &= g(\rho_{Hg} h_{Hg} + \rho_{oil} h_{oil} - \rho_w h_w - \rho_{sea} h_{sea}) \end{aligned}$$

Substituting,

$$\begin{aligned} P_1 - P_2 &= (9.81 \text{ m/s}^2)[(13600 \text{ kg/m}^3)(0.1 \text{ m}) + (720 \text{ kg/m}^3)(0.7 \text{ m}) - (1000 \text{ kg/m}^3)(0.6 \text{ m}) \\ &\quad - (1035 \text{ kg/m}^3)(0.4 \text{ m})] \left(\frac{1 \text{ kN}}{1000 \text{ kg} \cdot \text{m/s}^2} \right) \\ &= 8.34 \text{ kN/m}^2 = \mathbf{8.34 \text{ kPa}} \end{aligned}$$

Therefore, the pressure in the fresh water pipe is 8.34 kPa higher than the pressure in the sea water pipe.



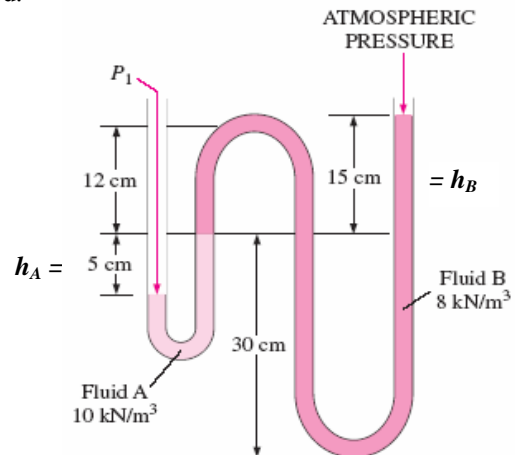
1-80 The pressure indicated by a manometer is to be determined.

Properties The specific weights of fluid A and fluid B are given to be 10 kN/m^3 and 8 kN/m^3 , respectively.

Analysis The absolute pressure P_1 is determined from

$$\begin{aligned} P_1 &= P_{atm} + (\rho gh)_A + (\rho gh)_B \\ &= P_{atm} + \gamma_A h_A + \gamma_B h_B \\ &= (758 \text{ mm Hg}) \left(\frac{0.1333 \text{ kPa}}{1 \text{ mm Hg}} \right) \\ &\quad + (10 \text{ kN/m}^3)(0.05 \text{ m}) + (8 \text{ kN/m}^3)(0.15 \text{ m}) \\ &= \mathbf{102.7 \text{ kPa}} \end{aligned}$$

Note that $1 \text{ kPa} = 1 \text{ kN/m}^2$.



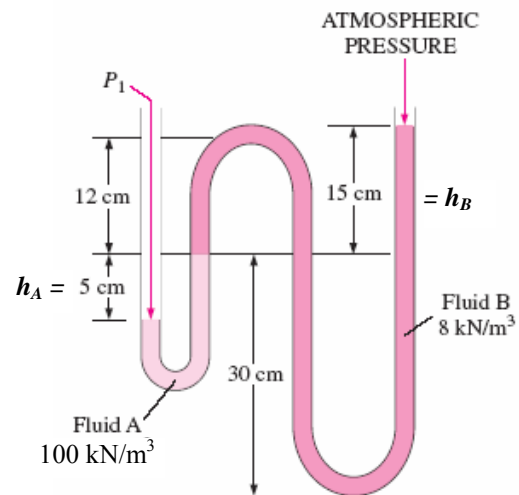
1-81 The pressure indicated by a manometer is to be determined.

Properties The specific weights of fluid A and fluid B are given to be 100 kN/m^3 and 8 kN/m^3 , respectively.

Analysis The absolute pressure P_1 is determined from

$$\begin{aligned} P_1 &= P_{\text{atm}} + (\rho g h)_A + (\rho g h)_B \\ &= P_{\text{atm}} + \gamma_A h_A + \gamma_B h_B \\ &= 90 \text{ kPa} + (100 \text{ kN/m}^3)(0.05 \text{ m}) + (8 \text{ kN/m}^3)(0.15 \text{ m}) \\ &= \mathbf{96.2 \text{ kPa}} \end{aligned}$$

Note that $1 \text{ kPa} = 1 \text{ kN/m}^2$.



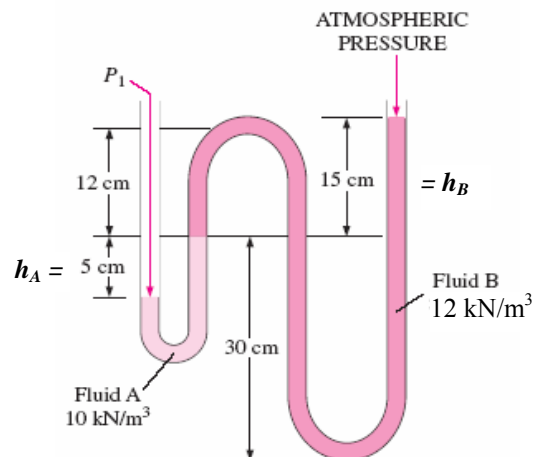
1-82 The pressure indicated by a manometer is to be determined.

Properties The specific weights of fluid A and fluid B are given to be 10 kN/m^3 and 12 kN/m^3 , respectively.

Analysis The absolute pressure P_1 is determined from

$$\begin{aligned} P_1 &= P_{\text{atm}} + (\rho g h)_A + (\rho g h)_B \\ &= P_{\text{atm}} + \gamma_A h_A + \gamma_B h_B \\ &= (720 \text{ mm Hg}) \left(\frac{0.1333 \text{ kPa}}{1 \text{ mm Hg}} \right) \\ &\quad + (10 \text{ kN/m}^3)(0.05 \text{ m}) + (12 \text{ kN/m}^3)(0.15 \text{ m}) \\ &= \mathbf{98.3 \text{ kPa}} \end{aligned}$$

Note that $1 \text{ kPa} = 1 \text{ kN/m}^2$.



1-83 The gage pressure of air in a pressurized water tank is measured simultaneously by both a pressure gage and a manometer. The differential height h of the mercury column is to be determined.

Assumptions The air pressure in the tank is uniform (i.e., its variation with elevation is negligible due to its low density), and thus the pressure at the air-water interface is the same as the indicated gage pressure.

Properties We take the density of water to be $\rho_w = 1000 \text{ kg/m}^3$. The specific gravities of oil and mercury are given to be 0.72 and 13.6, respectively.

Analysis Starting with the pressure of air in the tank (point 1), and moving along the tube by adding (as we go down) or subtracting (as we go up) the ρgh terms until we reach the free surface of oil where the oil tube is exposed to the atmosphere, and setting the result equal to P_{atm} gives

$$P_1 + \rho_w gh_w - \rho_{\text{Hg}} gh_{\text{Hg}} - \rho_{\text{oil}} gh_{\text{oil}} = P_{\text{atm}}$$

Rearranging,

$$P_1 - P_{\text{atm}} = \rho_{\text{oil}} gh_{\text{oil}} + \rho_{\text{Hg}} gh_{\text{Hg}} - \rho_w gh_w$$

or,

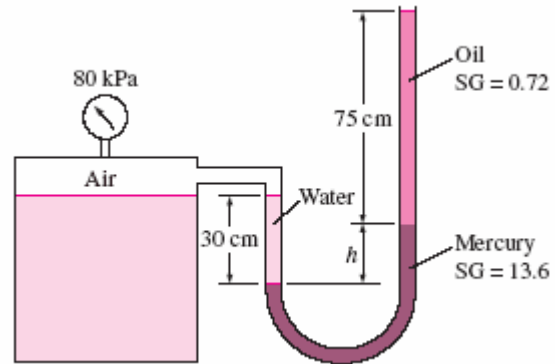
$$\frac{P_{1,\text{gage}}}{\rho_w g} = \text{SG}_{\text{oil}} h_{\text{oil}} + \text{SG}_{\text{Hg}} h_{\text{Hg}} - h_w$$

Substituting,

$$\left(\frac{80 \text{ kPa}}{(1000 \text{ kg/m}^3)(9.81 \text{ m/s}^2)} \right) \left(\frac{1000 \text{ kg} \cdot \text{m/s}^2}{1 \text{ kPa} \cdot \text{m}^2} \right) = 0.72 \times (0.75 \text{ m}) + 13.6 \times h_{\text{Hg}} - 0.3 \text{ m}$$

Solving for h_{Hg} gives $h_{\text{Hg}} = \mathbf{0.582 \text{ m}}$. Therefore, the differential height of the mercury column must be 58.2 cm.

Discussion Double instrumentation like this allows one to verify the measurement of one of the instruments by the measurement of another instrument.



1-84 The gage pressure of air in a pressurized water tank is measured simultaneously by both a pressure gage and a manometer. The differential height h of the mercury column is to be determined.

Assumptions The air pressure in the tank is uniform (i.e., its variation with elevation is negligible due to its low density), and thus the pressure at the air-water interface is the same as the indicated gage pressure.

Properties We take the density of water to be $\rho_w = 1000 \text{ kg/m}^3$. The specific gravities of oil and mercury are given to be 0.72 and 13.6, respectively.

Analysis Starting with the pressure of air in the tank (point 1), and moving along the tube by adding (as we go down) or subtracting (as we go up) the ρgh terms until we reach the free surface of oil where the oil tube is exposed to the atmosphere, and setting the result equal to P_{atm} gives

$$P_1 + \rho_w g h_w - \rho_{\text{Hg}} g h_{\text{Hg}} - \rho_{\text{oil}} g h_{\text{oil}} = P_{\text{atm}}$$

Rearranging,

$$P_1 - P_{\text{atm}} = \rho_{\text{oil}} g h_{\text{oil}} + \rho_{\text{Hg}} g h_{\text{Hg}} - \rho_w g h_w$$

or,

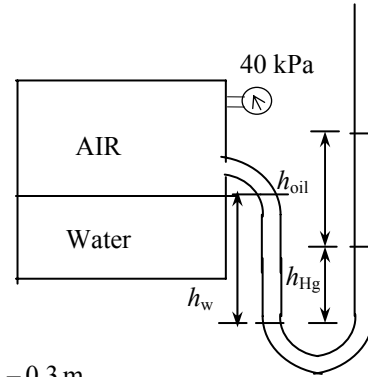
$$\frac{P_{1,\text{gage}}}{\rho_w g} = \text{SG}_{\text{oil}} h_{\text{oil}} + \text{SG}_{\text{Hg}} h_{\text{Hg}} - h_w$$

Substituting,

$$\left[\frac{40 \text{ kPa}}{(1000 \text{ kg/m}^3)(9.81 \text{ m/s}^2)} \right] \left(\frac{1000 \text{ kg} \cdot \text{m/s}^2}{1 \text{ kPa} \cdot \text{m}^2} \right) = 0.72 \times (0.75 \text{ m}) + 13.6 \times h_{\text{Hg}} - 0.3 \text{ m}$$

Solving for h_{Hg} gives $h_{\text{Hg}} = \mathbf{0.282 \text{ m}}$. Therefore, the differential height of the mercury column must be 28.2 cm.

Discussion Double instrumentation like this allows one to verify the measurement of one of the instruments by the measurement of another instrument.



1-85 The top part of a water tank is divided into two compartments, and a fluid with an unknown density is poured into one side. The levels of the water and the liquid are measured. The density of the fluid is to be determined.

Assumptions 1 Both water and the added liquid are incompressible substances.
2 The added liquid does not mix with water.

Properties We take the density of water to be $\rho = 1000 \text{ kg/m}^3$.

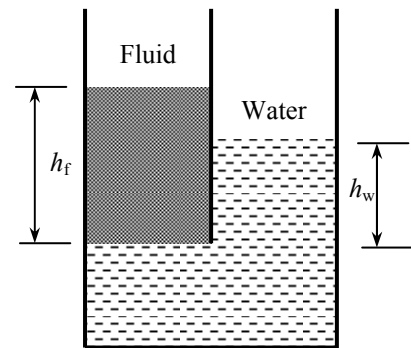
Analysis Both fluids are open to the atmosphere. Noting that the pressure of both water and the added fluid is the same at the contact surface, the pressure at this surface can be expressed as

$$P_{\text{contact}} = P_{\text{atm}} + \rho_f g h_f = P_{\text{atm}} + \rho_w g h_w$$

Simplifying and solving for ρ_f gives

$$\rho_f g h_f = \rho_w g h_w \rightarrow \rho_f = \frac{h_w}{h_f} \rho_w = \frac{55 \text{ cm}}{65 \text{ cm}} (1000 \text{ kg/m}^3) = \mathbf{846 \text{ kg/m}^3}$$

Discussion Note that the added fluid is lighter than water as expected (a heavier fluid would sink in water).



1-86 The fluid levels in a multi-fluid U-tube manometer change as a result of a pressure drop in the trapped air space. For a given pressure drop and brine level change, the area ratio is to be determined.

Assumptions 1 All the liquids are incompressible. 2 Pressure in the brine pipe remains constant. 3 The variation of pressure in the trapped air space is negligible.

Properties The specific gravities are given to be 13.56 for mercury and 1.1 for brine. We take the standard density of water to be $\rho_w = 1000 \text{ kg/m}^3$.

Analysis It is clear from the problem statement and the figure that the brine pressure is much higher than the air pressure, and when the air pressure drops by 0.7 kPa, the pressure difference between the brine and the air space increases also by the same amount.

Starting with the air pressure (point A) and moving along the tube by adding (as we go down) or subtracting (as we go up) the ρgh terms until we reach the brine pipe (point B), and setting the result equal to P_B before and after the pressure change of air give

$$\text{Before: } P_{A1} + \rho_w gh_w + \rho_{\text{Hg}} gh_{\text{Hg},1} - \rho_{\text{br}} gh_{\text{br},1} = P_B$$

$$\text{After: } P_{A2} + \rho_w gh_w + \rho_{\text{Hg}} gh_{\text{Hg},2} - \rho_{\text{br}} gh_{\text{br},2} = P_B$$

Subtracting,

$$P_{A2} - P_{A1} + \rho_{\text{Hg}} g \Delta h_{\text{Hg}} - \rho_{\text{br}} g \Delta h_{\text{br}} = 0 \rightarrow \frac{P_{A1} - P_{A2}}{\rho_w g} = SG_{\text{Hg}} \Delta h_{\text{Hg}} - SG_{\text{br}} \Delta h_{\text{br}} = 0 \quad (1)$$

where Δh_{Hg} and Δh_{br} are the changes in the differential mercury and brine column heights, respectively, due to the drop in air pressure. Both of these are positive quantities since as the mercury-brine interface drops, the differential fluid heights for both mercury and brine increase. Noting also that the volume of mercury is constant, we have $A_1 \Delta h_{\text{Hg, left}} = A_2 \Delta h_{\text{Hg, right}}$ and

$$P_{A2} - P_{A1} = -0.7 \text{ kPa} = -700 \text{ N/m}^2 = -700 \text{ kg/m} \cdot \text{s}^2$$

$$\Delta h_{\text{br}} = 0.005 \text{ m}$$

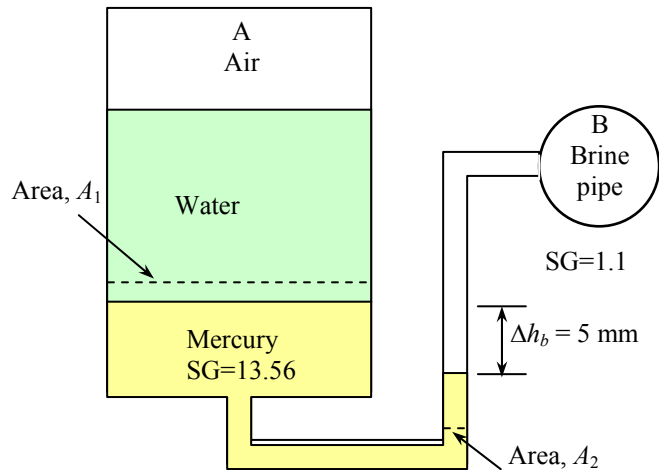
$$\Delta h_{\text{Hg}} = \Delta h_{\text{Hg, right}} + \Delta h_{\text{Hg, left}} = \Delta h_{\text{br}} + \Delta h_{\text{br}} A_2/A_1 = \Delta h_{\text{br}} (1 + A_2/A_1)$$

Substituting,

$$\frac{700 \text{ kg/m} \cdot \text{s}^2}{(1000 \text{ kg/m}^3)(9.81 \text{ m/s}^2)} = [13.56 \times 0.005(1 + A_2/A_1) - (1.1 \times 0.005)] \text{ m}$$

It gives

$$A_2/A_1 = \mathbf{0.134}$$



1-87 A multi-fluid container is connected to a U-tube. For the given specific gravities and fluid column heights, the gage pressure at A and the height of a mercury column that would create the same pressure at A are to be determined.

Assumptions 1 All the liquids are incompressible. **2** The multi-fluid container is open to the atmosphere.

Properties The specific gravities are given to be 1.26 for glycerin and 0.90 for oil. We take the standard density of water to be $\rho_w = 1000 \text{ kg/m}^3$, and the specific gravity of mercury to be 13.6.

Analysis Starting with the atmospheric pressure on the top surface of the container and moving along the tube by adding (as we go down) or subtracting (as we go up) the ρgh terms until we reach point A, and setting the result equal to P_A give

$$P_{\text{atm}} + \rho_{\text{oil}}gh_{\text{oil}} + \rho_w gh_w - \rho_{\text{gly}}gh_{\text{gly}} = P_A$$

Rearranging and using the definition of specific gravity,

$$P_A - P_{\text{atm}} = SG_{\text{oil}}\rho_w gh_{\text{oil}} + SG_w \rho_w gh_w - SG_{\text{gly}}\rho_w gh_{\text{gly}}$$

or

$$P_{A,\text{gage}} = g\rho_w (SG_{\text{oil}}h_{\text{oil}} + SG_w h_w - SG_{\text{gly}}h_{\text{gly}})$$

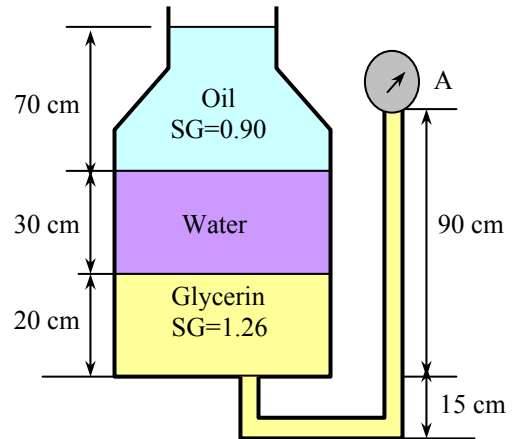
Substituting,

$$\begin{aligned} P_{A,\text{gage}} &= (9.81 \text{ m/s}^2)(1000 \text{ kg/m}^3)[0.90(0.70 \text{ m}) + 1(0.3 \text{ m}) - 1.26(0.70 \text{ m})] \left(\frac{1 \text{ kN}}{1000 \text{ kg} \cdot \text{m/s}^2} \right) \\ &= 0.471 \text{ kN/m}^2 = \mathbf{0.471 \text{ kPa}} \end{aligned}$$

The equivalent mercury column height is

$$h_{\text{Hg}} = \frac{P_{A,\text{gage}}}{\rho_{\text{Hg}}g} = \frac{0.471 \text{ kN/m}^2}{(13,600 \text{ kg/m}^3)(1000 \text{ kg/m}^3)(9.81 \text{ m/s}^2)} \left(\frac{1000 \text{ kg} \cdot \text{m/s}^2}{1 \text{ kN}} \right) = 0.00353 \text{ m} = \mathbf{0.353 \text{ cm}}$$

Discussion Note that the high density of mercury makes it a very suitable fluid for measuring high pressures in manometers.



Solving Engineering Problems and EES

1-88C Despite the convenience and capability the engineering software packages offer, they are still just tools, and they will not replace the traditional engineering courses. They will simply cause a shift in emphasis in the course material from mathematics to physics. They are of great value in engineering practice, however, as engineers today rely on software packages for solving large and complex problems in a short time, and perform optimization studies efficiently.



1-89 Determine a positive real root of the following equation using EES:

$$2x^3 - 10x^{0.5} - 3x = -3$$

Solution by EES Software (Copy the following line and paste on a blank EES screen to verify solution):

$$2*x^3-10*x^{0.5}-3*x = -3$$

Answer: $x = 2.063$ (using an initial guess of $x=2$)



1-90 Solve the following system of 2 equations with 2 unknowns using EES:

$$x^3 - y^2 = 7.75$$

$$3xy + y = 3.5$$

Solution by EES Software (Copy the following lines and paste on a blank EES screen to verify solution):

$$x^3-y^2=7.75$$

$$3*x*y+y=3.5$$

Answer $x=2$ $y=0.5$



1-91 Solve the following system of 3 equations with 3 unknowns using EES:

$$2x - y + z = 7$$

$$3x^2 + 2y = z + 3$$

$$xy + 2z = 4$$

Solution by EES Software (Copy the following lines and paste on a blank EES screen to verify solution):

$$2*x-y+z=7$$

$$3*x^2+2*y=z+3$$

$$x*y+2*z=4$$

Answer $x=1.609$, $y=-0.9872$, $z=2.794$



1-92 Solve the following system of 3 equations with 3 unknowns using EES:

$$x^2y - z = 1$$

$$x - 3y^{0.5} + xz = -2$$

$$x + y - z = 2$$

Solution by EES Software (Copy the following lines and paste on a blank EES screen to verify solution):

$$x^2*y-z=1$$

$$x-3*y^{0.5}+x*z=-2$$

$$x+y-z=2$$

Answer $x=1, y=1, z=0$



1-93E Specific heat of water is to be expressed at various units using unit conversion capability of EES.

Analysis The problem is solved using EES, and the solution is given below.

EQUATION WINDOW

"GIVEN"

$$C_p = 4.18 \text{ [kJ/kg-C]}$$

"ANALYSIS"

$$C_{p,1} = C_p * \text{Convert(kJ/kg-C, kJ/kg-K)}$$

$$C_{p,2} = C_p * \text{Convert(kJ/kg-C, Btu/lbm-F)}$$

$$C_{p,3} = C_p * \text{Convert(kJ/kg-C, Btu/lbm-R)}$$

$$C_{p,4} = C_p * \text{Convert(kJ/kg-C, kCal/kg-C)}$$

FORMATTED EQUATIONS WINDOW

GIVEN

$$C_p = 4.18 \text{ [kJ/kg-C]}$$

ANALYSIS

$$C_{p,1} = C_p \cdot \left| 1 \cdot \frac{\text{kJ/kg-K}}{\text{kJ/kg-C}} \right|$$

$$C_{p,2} = C_p \cdot \left| 0.238846 \cdot \frac{\text{Btu/lbm-F}}{\text{kJ/kg-C}} \right|$$

$$C_{p,3} = C_p \cdot \left| 0.238846 \cdot \frac{\text{Btu/lbm-R}}{\text{kJ/kg-C}} \right|$$

$$C_{p,4} = C_p \cdot \left| 0.238846 \cdot \frac{\text{kCal/kg-C}}{\text{kJ/kg-C}} \right|$$

SOLUTION

$$C_p = 4.18 \text{ [kJ/kg-C]}$$

$$C_{p,1} = 4.18 \text{ [kJ/kg-K]}$$

$$C_{p,2} = 0.9984 \text{ [Btu/lbm-F]}$$

$$C_{p,3} = 0.9984 \text{ [Btu/lbm-R]}$$

$$C_{p,4} = 0.9984 \text{ [kCal/kg-C]}$$

Review Problems

1-94 The weight of a lunar exploration module on the moon is to be determined.

Analysis Applying Newton's second law, the weight of the module on the moon can be determined from

$$W_{\text{moon}} = mg_{\text{moon}} = \frac{W_{\text{earth}}}{g_{\text{earth}}} g_{\text{moon}} = \frac{2800 \text{ N}}{9.8 \text{ m/s}^2} (1.64 \text{ m/s}^2) = \mathbf{469 \text{ N}}$$

1-95 The deflection of the spring of the two-piston cylinder with a spring shown in the figure is to be determined.

Analysis Summing the forces acting on the piston in the vertical direction gives

$$F_s + F_2 + F_3 = F_1$$

$$kx + P_2 A_2 + P_3 (A_1 - A_2) = P_1 A_1$$

which when solved for the deflection of the spring and substituting

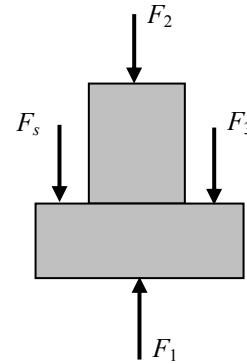
$A = \pi D^2 / 4$ gives

$$x = \frac{\pi}{4k} [P_1 D_1^2 - P_2 D_2^2 - P_3 (D_1^2 - D_2^2)]$$

$$= \frac{\pi}{4 \times 800} [5000 \times 0.08^2 - 10,000 \times 0.03^2 - 1000(0.08^2 - 0.03^2)]$$

$$= 0.0172 \text{ m}$$

$$= \mathbf{1.72 \text{ cm}}$$



We expressed the spring constant k in kN/m, the pressures in kPa (i.e., kN/m²) and the diameters in m units.

1-96 An airplane is flying over a city. The local atmospheric pressure in that city is to be determined.

Assumptions The gravitational acceleration does not change with altitude.

Properties The densities of air and mercury are given to be 1.15 kg/m³ and 13,600 kg/m³.

Analysis The local atmospheric pressure is determined from

$$P_{\text{atm}} = P_{\text{plane}} + \rho g h$$

$$= 25 \text{ kPa} + (1.15 \text{ kg/m}^3)(9.81 \text{ m/s}^2)(9000 \text{ m}) \left(\frac{1 \text{ kN}}{1000 \text{ kg} \cdot \text{m/s}^2} \right) = 126.5 \text{ kN/m}^2 \cong \mathbf{127 \text{ kPa}}$$

The atmospheric pressure may be expressed in mmHg as

$$h_{\text{Hg}} = \frac{P_{\text{atm}}}{\rho g} = \frac{126.5 \text{ kPa}}{(13,600 \text{ kg/m}^3)(9.81 \text{ m/s}^2)} \left(\frac{1000 \text{ Pa}}{1 \text{ kPa}} \right) \left(\frac{1000 \text{ mm}}{1 \text{ m}} \right) = \mathbf{948 \text{ mmHg}}$$

1-97 The gravitational acceleration changes with altitude. Accounting for this variation, the weights of a body at different locations are to be determined.

Analysis The weight of an 80-kg man at various locations is obtained by substituting the altitude z (values in m) into the relation

$$W = mg = (80\text{kg})(9.807 - 3.32 \times 10^{-6} z \text{ m/s}^2) \left(\frac{1\text{N}}{1\text{kg} \cdot \text{m/s}^2} \right)$$

Sea level: ($z = 0$ m): $W = 80 \times (9.807 - 3.32 \times 10^{-6} \times 0) = 80 \times 9.807 = \mathbf{784.6 \text{ N}}$

Denver: ($z = 1610$ m): $W = 80 \times (9.807 - 3.32 \times 10^{-6} \times 1610) = 80 \times 9.802 = \mathbf{784.2 \text{ N}}$

Mt. Ev.: ($z = 8848$ m): $W = 80 \times (9.807 - 3.32 \times 10^{-6} \times 8848) = 80 \times 9.778 = \mathbf{782.2 \text{ N}}$

1-98 A man is considering buying a 12-oz steak for \$3.15, or a 300-g steak for \$2.95. The steak that is a better buy is to be determined.

Assumptions The steaks are of identical quality.

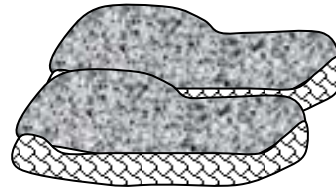
Analysis To make a comparison possible, we need to express the cost of each steak on a common basis. Let us choose 1 kg as the basis for comparison. Using proper conversion factors, the unit cost of each steak is determined to be

12 ounce steak:

$$\text{Unit Cost} = \left(\frac{\$3.15}{12 \text{ oz}} \right) \left(\frac{16 \text{ oz}}{1 \text{ lbm}} \right) \left(\frac{1 \text{ lbm}}{0.45359 \text{ kg}} \right) = \mathbf{\$9.26/\text{kg}}$$

300 gram steak:

$$\text{Unit Cost} = \left(\frac{\$2.95}{300 \text{ g}} \right) \left(\frac{1000 \text{ g}}{1 \text{ kg}} \right) = \mathbf{\$9.83/\text{kg}}$$



Therefore, the steak at the traditional market is a better buy.

1.99E The mass of a substance is given. Its weight is to be determined in various units.

Analysis Applying Newton's second law, the weight is determined in various units to be

$$W = mg = (1 \text{ kg})(9.81 \text{ m/s}^2) \left(\frac{1 \text{ N}}{1 \text{ kg} \cdot \text{m/s}^2} \right) = \mathbf{9.81 \text{ N}}$$

$$W = mg = (1 \text{ kg})(9.81 \text{ m/s}^2) \left(\frac{1 \text{ kN}}{1000 \text{ kg} \cdot \text{m/s}^2} \right) = \mathbf{0.00981 \text{ kN}}$$

$$W = mg = (1 \text{ kg})(9.81 \text{ m/s}^2) = \mathbf{1 \text{ kg} \cdot \text{m/s}^2}$$

$$W = mg = (1 \text{ kg})(9.81 \text{ m/s}^2) \left(\frac{1 \text{ N}}{1 \text{ kg} \cdot \text{m/s}^2} \right) \left(\frac{1 \text{ kgf}}{9.81 \text{ N}} \right) = \mathbf{1 \text{ kgf}}$$

$$W = mg = (1 \text{ kg}) \left(\frac{2.205 \text{ lbm}}{1 \text{ kg}} \right) (32.2 \text{ ft/s}^2) = \mathbf{71 \text{ lbm} \cdot \text{ft/s}^2}$$

$$W = mg = (1 \text{ kg}) \left(\frac{2.205 \text{ lbm}}{1 \text{ kg}} \right) (32.2 \text{ ft/s}^2) \left(\frac{1 \text{ lbf}}{32.2 \text{ lbm} \cdot \text{ft/s}^2} \right) = \mathbf{2.21 \text{ lbf}}$$

1-100E The efficiency of a refrigerator increases by 3% per °C rise in the minimum temperature. This increase is to be expressed per °F, K, and R rise in the minimum temperature.

Analysis The magnitudes of 1 K and 1°C are identical, so are the magnitudes of 1 R and 1°F. Also, a change of 1 K or 1°C in temperature corresponds to a change of 1.8 R or 1.8°F. Therefore, the increase in efficiency is

- (a) **3%** for each K rise in temperature, and
 (b), (c) $3/1.8 = \mathbf{1.67\%}$ for each R or °F rise in temperature.

1-101E The boiling temperature of water decreases by 3°C for each 1000 m rise in altitude. This decrease in temperature is to be expressed in °F, K, and R.

Analysis The magnitudes of 1 K and 1°C are identical, so are the magnitudes of 1 R and 1°F. Also, a change of 1 K or 1°C in temperature corresponds to a change of 1.8 R or 1.8°F. Therefore, the decrease in the boiling temperature is

- (a) **3 K** for each 1000 m rise in altitude, and
 (b), (c) $3 \times 1.8 = \mathbf{5.4^\circ\text{F}} = \mathbf{5.4 \text{ R}}$ for each 1000 m rise in altitude.

1-102E Hyperthermia of 5°C is considered fatal. This fatal level temperature change of body temperature is to be expressed in $^{\circ}\text{F}$, K , and R .

Analysis The magnitudes of 1 K and 1°C are identical, so are the magnitudes of 1 R and 1°F . Also, a change of 1 K or 1°C in temperature corresponds to a change of 1.8 R or 1.8°F . Therefore, the fatal level of hypothermia is

- (a) **5 K**
- (b) $5 \times 1.8 = \mathbf{9^{\circ}\text{F}}$
- (c) $5 \times 1.8 = \mathbf{9\text{ R}}$

1-103E A house is losing heat at a rate of 2700 kJ/h per $^{\circ}\text{C}$ temperature difference between the indoor and the outdoor temperatures. The rate of heat loss is to be expressed per $^{\circ}\text{F}$, K , and R of temperature difference between the indoor and the outdoor temperatures.

Analysis The magnitudes of 1 K and 1°C are identical, so are the magnitudes of 1 R and 1°F . Also, a change of 1 K or 1°C in temperature corresponds to a change of 1.8 R or 1.8°F . Therefore, the rate of heat loss from the house is

- (a) **2700 kJ/h** per K difference in temperature, and
- (b), (c) $2700/1.8 = \mathbf{1500\text{ kJ/h}}$ per R or $^{\circ}\text{F}$ rise in temperature.

1-104 The average temperature of the atmosphere is expressed as $T_{\text{atm}} = 288.15 - 6.5z$ where z is altitude in km . The temperature outside an airplane cruising at $12,000\text{ m}$ is to be determined.

Analysis Using the relation given, the average temperature of the atmosphere at an altitude of $12,000\text{ m}$ is determined to be

$$\begin{aligned} T_{\text{atm}} &= 288.15 - 6.5z \\ &= 288.15 - 6.5 \times 12 \\ &= \mathbf{210.15\text{ K} = -63^{\circ}\text{C}} \end{aligned}$$

Discussion This is the “average” temperature. The actual temperature at different times can be different.

1-105 A new “Smith” absolute temperature scale is proposed, and a value of 1000 S is assigned to the boiling point of water. The ice point on this scale, and its relation to the Kelvin scale are to be determined.

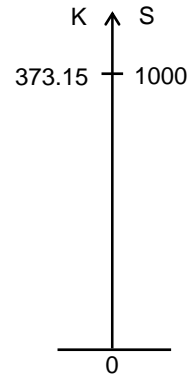
Analysis All linear absolute temperature scales read zero at absolute zero pressure, and are constant multiples of each other. For example, $T(R) = 1.8 T(K)$. That is, multiplying a temperature value in K by 1.8 will give the same temperature in R.

The proposed temperature scale is an acceptable absolute temperature scale since it differs from the other absolute temperature scales by a constant only. The boiling temperature of water in the Kelvin and the Smith scales are 315.15 K and 1000 K, respectively. Therefore, these two temperature scales are related to each other by

$$T(S) = \frac{1000}{373.15} T(K) = 2.6799 T(K)$$

The ice point of water on the Smith scale is

$$T(S)_{\text{ice}} = 2.6799 T(K)_{\text{ice}} = 2.6799 \times 273.15 = 732.0 \text{ S}$$



1-106E An expression for the equivalent wind chill temperature is given in English units. It is to be converted to SI units.

Analysis The required conversion relations are $1 \text{ mph} = 1.609 \text{ km/h}$ and $T(^{\circ}\text{F}) = 1.8T(^{\circ}\text{C}) + 32$. The first thought that comes to mind is to replace $T(^{\circ}\text{F})$ in the equation by its equivalent $1.8T(^{\circ}\text{C}) + 32$, and V in mph by 1.609 km/h , which is the “regular” way of converting units. However, the equation we have is not a regular dimensionally homogeneous equation, and thus the regular rules do not apply. The V in the equation is a constant whose value is equal to the numerical value of the velocity in mph. Therefore, if V is given in km/h, we should divide it by 1.609 to convert it to the desired unit of mph. That is,

$$T_{\text{equiv}}(^{\circ}\text{F}) = 91.4 - [91.4 - T_{\text{ambient}}(^{\circ}\text{F})][0.475 - 0.0203(V / 1.609) + 0.304\sqrt{V / 1.609}]$$

or

$$T_{\text{equiv}}(^{\circ}\text{F}) = 91.4 - [91.4 - T_{\text{ambient}}(^{\circ}\text{F})][0.475 - 0.0126V + 0.240\sqrt{V}]$$

where V is in km/h. Now the problem reduces to converting a temperature in $^{\circ}\text{F}$ to a temperature in $^{\circ}\text{C}$, using the proper convection relation:

$$1.8T_{\text{equiv}}(^{\circ}\text{C}) + 32 = 91.4 - [91.4 - (1.8T_{\text{ambient}}(^{\circ}\text{C}) + 32)][0.475 - 0.0126V + 0.240\sqrt{V}]$$

which simplifies to

$$T_{\text{equiv}}(^{\circ}\text{C}) = 33.0 - (33.0 - T_{\text{ambient}})(0.475 - 0.0126V + 0.240\sqrt{V})$$

where the ambient air temperature is in $^{\circ}\text{C}$.



1-107E Problem 1-106E is reconsidered. The equivalent wind-chill temperatures in °F as a function of wind velocity in the range of 4 mph to 40 mph for the ambient temperatures of 20, 40, and 60°F are to be plotted, and the results are to be discussed.

Analysis The problem is solved using EES, and the solution is given below.

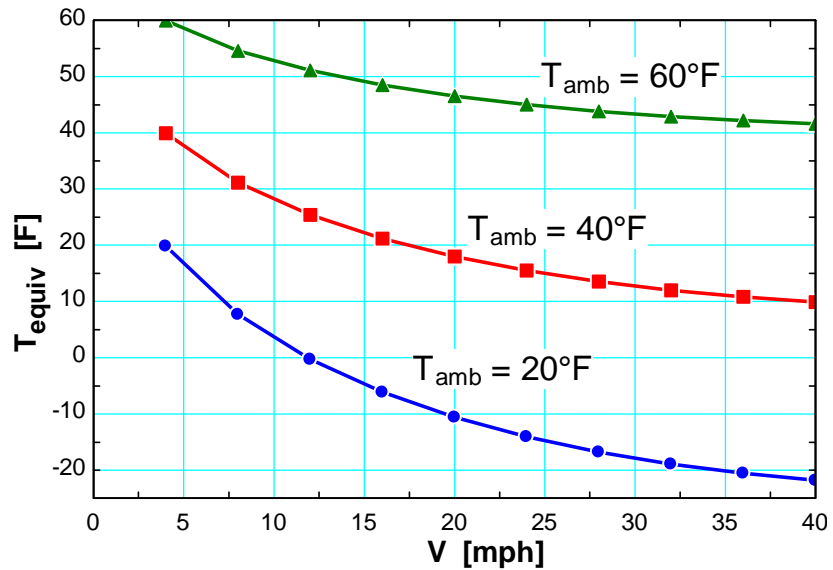
T_ambient=20

"V=20"

T_equiv=91.4-(91.4-T_ambient)*(0.475 - 0.0203*V + 0.304*sqrt(V))

V [mph]	T _{equiv} [F]
4	59.94
8	54.59
12	51.07
16	48.5
20	46.54
24	45.02
28	43.82
32	42.88
36	42.16
40	41.61

The table is for $T_{\text{ambient}}=60^{\circ}\text{F}$



1-108 One section of the duct of an air-conditioning system is laid underwater. The upward force the water will exert on the duct is to be determined.

Assumptions 1 The diameter given is the outer diameter of the duct (or, the thickness of the duct material is negligible). **2** The weight of the duct and the air in is negligible.

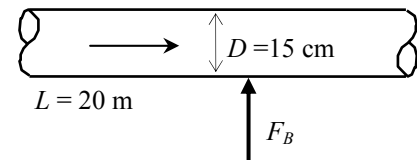
Properties The density of air is given to be $\rho = 1.30 \text{ kg/m}^3$. We take the density of water to be 1000 kg/m^3 .

Analysis Noting that the weight of the duct and the air in it is negligible, the net upward force acting on the duct is the buoyancy force exerted by water. The volume of the underground section of the duct is

$$V = AL = (\pi D^2 / 4)L = [\pi(0.15 \text{ m})^2 / 4](20 \text{ m}) = 0.353 \text{ m}^3$$

Then the buoyancy force becomes

$$F_B = \rho g V = (1000 \text{ kg/m}^3)(9.81 \text{ m/s}^2)(0.353 \text{ m}^3) \left(\frac{1 \text{ kN}}{1000 \text{ kg} \cdot \text{m/s}^2} \right) = \mathbf{3.46 \text{ kN}}$$



Discussion The upward force exerted by water on the duct is 3.46 kN, which is equivalent to the weight of a mass of 353 kg. Therefore, this force must be treated seriously.

1-109 A helium balloon tied to the ground carries 2 people. The acceleration of the balloon when it is first released is to be determined.

Assumptions The weight of the cage and the ropes of the balloon is negligible.

Properties The density of air is given to be $\rho = 1.16 \text{ kg/m}^3$. The density of helium gas is $1/7^{\text{th}}$ of this.

Analysis The buoyancy force acting on the balloon is

$$\begin{aligned} V_{\text{balloon}} &= 4\pi r^3/3 = 4\pi(6 \text{ m})^3/3 = 904.8 \text{ m}^3 \\ F_B &= \rho_{\text{air}} g V_{\text{balloon}} \\ &= (1.16 \text{ kg/m}^3)(9.81 \text{ m/s}^2)(904.8 \text{ m}^3) \left(\frac{1 \text{ N}}{1 \text{ kg} \cdot \text{m/s}^2} \right) = 10,296 \text{ N} \end{aligned}$$

The total mass is

$$\begin{aligned} m_{\text{He}} &= \rho_{\text{He}} V = \left(\frac{1.16}{7} \text{ kg/m}^3 \right) (904.8 \text{ m}^3) = 149.9 \text{ kg} \\ m_{\text{total}} &= m_{\text{He}} + m_{\text{people}} = 149.9 + 2 \times 85 = 319.9 \text{ kg} \end{aligned}$$

The total weight is

$$W = m_{\text{total}} g = (319.9 \text{ kg})(9.81 \text{ m/s}^2) \left(\frac{1 \text{ N}}{1 \text{ kg} \cdot \text{m/s}^2} \right) = 3138 \text{ N}$$

Thus the net force acting on the balloon is

$$F_{\text{net}} = F_B - W = 10,296 - 3138 = 7157 \text{ N}$$

Then the acceleration becomes

$$a = \frac{F_{\text{net}}}{m_{\text{total}}} = \frac{7157 \text{ N}}{319.9 \text{ kg}} \left(\frac{1 \text{ kg} \cdot \text{m/s}^2}{1 \text{ N}} \right) = \mathbf{22.4 \text{ m/s}^2}$$





1-110 Problem 1-109 is reconsidered. The effect of the number of people carried in the balloon on acceleration is to be investigated. Acceleration is to be plotted against the number of people, and the results are to be discussed.

Analysis The problem is solved using EES, and the solution is given below.

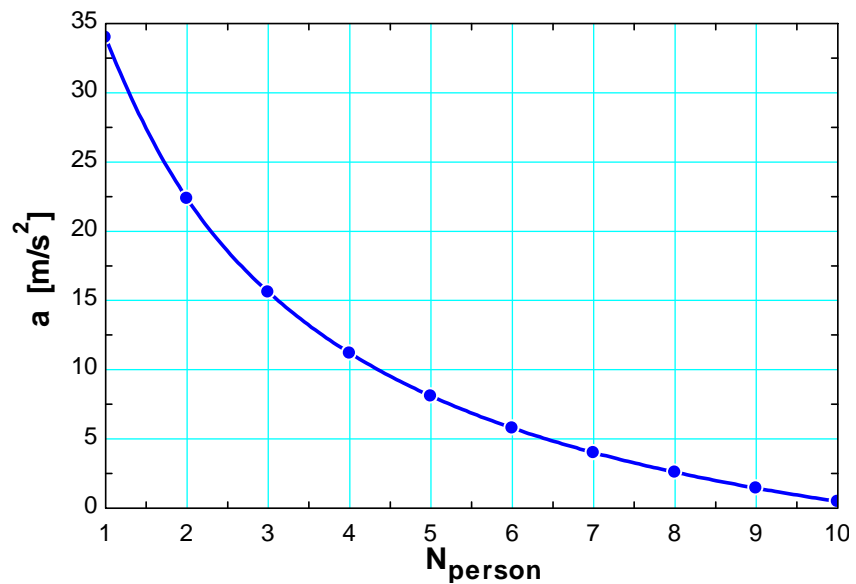
"Given"

D=12 [m]
 N_person=2
 m_person=85 [kg]
 rho_air=1.16 [kg/m^3]
 rho_He=rho_air/7

"Analysis"

g=9.81 [m/s^2]
 $V_{\text{ballon}} = \pi \cdot D^3 / 6$
 $F_B = \rho_{\text{air}} \cdot g \cdot V_{\text{ballon}}$
 $m_{\text{He}} = \rho_{\text{He}} \cdot V_{\text{ballon}}$
 $m_{\text{people}} = N_{\text{person}} \cdot m_{\text{person}}$
 $m_{\text{total}} = m_{\text{He}} + m_{\text{people}}$
 $W = m_{\text{total}} \cdot g$
 $F_{\text{net}} = F_B - W$
 $a = F_{\text{net}} / m_{\text{total}}$

N_{person}	a [m/s ²]
1	34
2	22.36
3	15.61
4	11.2
5	8.096
6	5.79
7	4.01
8	2.595
9	1.443
10	0.4865



1-111 A balloon is filled with helium gas. The maximum amount of load the balloon can carry is to be determined.

Assumptions The weight of the cage and the ropes of the balloon is negligible.

Properties The density of air is given to be $\rho = 1.16 \text{ kg/m}^3$. The density of helium gas is 1/7th of this.

Analysis

The buoyancy force acting on the balloon is

$$\begin{aligned} V_{\text{balloon}} &= 4\pi r^3/3 = 4\pi(6 \text{ m})^3/3 = 904.8 \text{ m}^3 \\ F_B &= \rho_{\text{air}} g V_{\text{balloon}} \\ &= (1.16 \text{ kg/m}^3)(9.81 \text{ m/s}^2)(904.8 \text{ m}^3) \left(\frac{1 \text{ N}}{1 \text{ kg} \cdot \text{m/s}^2} \right) = 10,296 \text{ N} \end{aligned}$$

The mass of helium is

$$m_{\text{He}} = \rho_{\text{He}} V = \left(\frac{1.16}{7} \text{ kg/m}^3 \right) (904.8 \text{ m}^3) = 149.9 \text{ kg}$$

In the limiting case, the net force acting on the balloon will be zero. That is, the buoyancy force and the weight will balance each other:

$$\begin{aligned} W &= mg = F_B \\ m_{\text{total}} &= \frac{F_B}{g} = \frac{10,296 \text{ N}}{9.81 \text{ m/s}^2} = 1050 \text{ kg} \end{aligned}$$

Thus,

$$m_{\text{people}} = m_{\text{total}} - m_{\text{He}} = 1050 - 149.9 = \mathbf{900 \text{ kg}}$$



1-112 A 10-m high cylindrical container is filled with equal volumes of water and oil. The pressure difference between the top and the bottom of the container is to be determined.

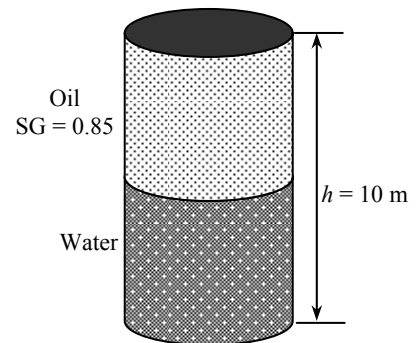
Properties The density of water is given to be $\rho = 1000 \text{ kg/m}^3$. The specific gravity of oil is given to be 0.85.

Analysis The density of the oil is obtained by multiplying its specific gravity by the density of water,

$$\rho = SG \times \rho_{\text{H}_2\text{O}} = (0.85)(1000 \text{ kg/m}^3) = 850 \text{ kg/m}^3$$

The pressure difference between the top and the bottom of the cylinder is the sum of the pressure differences across the two fluids,

$$\begin{aligned} \Delta P_{\text{total}} &= \Delta P_{\text{oil}} + \Delta P_{\text{water}} = (\rho g h)_{\text{oil}} + (\rho g h)_{\text{water}} \\ &= \left[(850 \text{ kg/m}^3)(9.81 \text{ m/s}^2)(5 \text{ m}) + (1000 \text{ kg/m}^3)(9.81 \text{ m/s}^2)(5 \text{ m}) \right] \left(\frac{1 \text{ kPa}}{1000 \text{ N/m}^2} \right) \\ &= \mathbf{90.7 \text{ kPa}} \end{aligned}$$



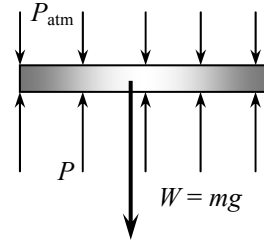
1-113 The pressure of a gas contained in a vertical piston-cylinder device is measured to be 180 kPa. The mass of the piston is to be determined.

Assumptions There is no friction between the piston and the cylinder.

Analysis Drawing the free body diagram of the piston and balancing the vertical forces yield

$$\begin{aligned}
 W &= PA - P_{\text{atm}}A \\
 mg &= (P - P_{\text{atm}})A \\
 (m)(9.81 \text{ m/s}^2) &= (180 - 100 \text{ kPa})(25 \times 10^{-4} \text{ m}^2) \left(\frac{1000 \text{ kg/m} \cdot \text{s}^2}{1 \text{ kPa}} \right)
 \end{aligned}$$

It yields $m = \mathbf{20.4 \text{ kg}}$

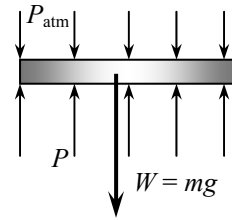


1-114 The gage pressure in a pressure cooker is maintained constant at 100 kPa by a petcock. The mass of the petcock is to be determined.

Assumptions There is no blockage of the pressure release valve.

Analysis Atmospheric pressure is acting on all surfaces of the petcock, which balances itself out. Therefore, it can be disregarded in calculations if we use the gage pressure as the cooker pressure. A force balance on the petcock ($\Sigma F_y = 0$) yields

$$\begin{aligned}
 W &= P_{\text{gage}}A \\
 m &= \frac{P_{\text{gage}}A}{g} = \frac{(100 \text{ kPa})(4 \times 10^{-6} \text{ m}^2)}{9.81 \text{ m/s}^2} \left(\frac{1000 \text{ kg/m} \cdot \text{s}^2}{1 \text{ kPa}} \right) \\
 &= \mathbf{0.0408 \text{ kg}}
 \end{aligned}$$



1-115 A glass tube open to the atmosphere is attached to a water pipe, and the pressure at the bottom of the tube is measured. It is to be determined how high the water will rise in the tube.

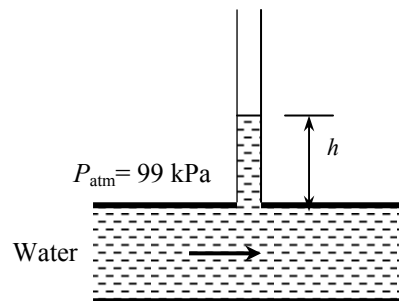
Properties The density of water is given to be $\rho = 1000 \text{ kg/m}^3$.

Analysis The pressure at the bottom of the tube can be expressed as

$$P = P_{\text{atm}} + (\rho gh)_{\text{tube}}$$

Solving for h ,

$$\begin{aligned}
 h &= \frac{P - P_{\text{atm}}}{\rho g} \\
 &= \frac{(120 - 99) \text{ kPa}}{(1000 \text{ kg/m}^3)(9.81 \text{ m/s}^2)} \left(\frac{1 \text{ kg} \cdot \text{m/s}^2}{1 \text{ N}} \right) \left(\frac{1000 \text{ N/m}^2}{1 \text{ kPa}} \right) \\
 &= \mathbf{2.14 \text{ m}}
 \end{aligned}$$



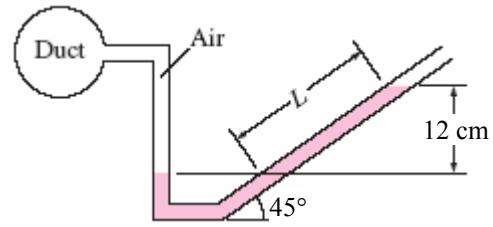
1-116 The air pressure in a duct is measured by an inclined manometer. For a given vertical level difference, the gage pressure in the duct and the length of the differential fluid column are to be determined.

Assumptions The manometer fluid is an incompressible substance.

Properties The density of the liquid is given to be $\rho = 0.81 \text{ kg/L} = 810 \text{ kg/m}^3$.

Analysis The gage pressure in the duct is determined from

$$\begin{aligned} P_{\text{gage}} &= P_{\text{abs}} - P_{\text{atm}} = \rho gh \\ &= (810 \text{ kg/m}^3)(9.81 \text{ m/s}^2)(0.12 \text{ m}) \left(\frac{1 \text{ N}}{1 \text{ kg} \cdot \text{m/s}^2} \right) \left(\frac{1 \text{ Pa}}{1 \text{ N/m}^2} \right) \\ &= \mathbf{954 \text{ Pa}} \end{aligned}$$



The length of the differential fluid column is

$$L = h / \sin \theta = (12 \text{ cm}) / \sin 45^\circ = \mathbf{17.0 \text{ cm}}$$

Discussion Note that the length of the differential fluid column is extended considerably by inclining the manometer arm for better readability.

1-117E Equal volumes of water and oil are poured into a U-tube from different arms, and the oil side is pressurized until the contact surface of the two fluids moves to the bottom and the liquid levels in both arms become the same. The excess pressure applied on the oil side is to be determined.

Assumptions 1 Both water and oil are incompressible substances. 2 Oil does not mix with water. 3 The cross-sectional area of the U-tube is constant.

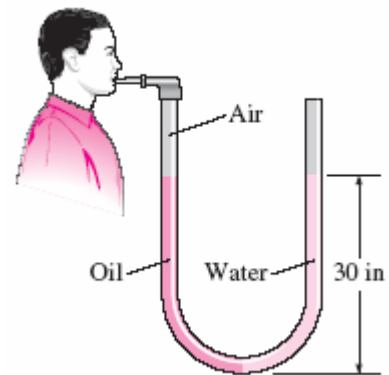
Properties The density of oil is given to be $\rho_{\text{oil}} = 49.3 \text{ lbf/ft}^3$. We take the density of water to be $\rho_w = 62.4 \text{ lbf/ft}^3$.

Analysis Noting that the pressure of both the water and the oil is the same at the contact surface, the pressure at this surface can be expressed as

$$P_{\text{contact}} = P_{\text{blow}} + \rho_a gh_a = P_{\text{atm}} + \rho_w gh_w$$

Noting that $h_a = h_w$ and rearranging,

$$\begin{aligned} P_{\text{gage,blow}} &= P_{\text{blow}} - P_{\text{atm}} = (\rho_w - \rho_{\text{oil}})gh \\ &= (62.4 - 49.3 \text{ lbf/ft}^3)(32.2 \text{ ft/s}^2)(30/12 \text{ ft}) \left(\frac{1 \text{ lbf}}{32.2 \text{ lbf} \cdot \text{ft/s}^2} \right) \left(\frac{1 \text{ ft}^2}{144 \text{ in}^2} \right) \\ &= \mathbf{0.227 \text{ psi}} \end{aligned}$$



Discussion When the person stops blowing, the oil will rise and some water will flow into the right arm. It can be shown that when the curvature effects of the tube are disregarded, the differential height of water will be 23.7 in to balance 30-in of oil.

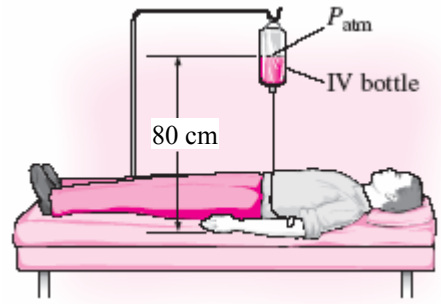
1-118 It is given that an IV fluid and the blood pressures balance each other when the bottle is at a certain height, and a certain gage pressure at the arm level is needed for sufficient flow rate. The gage pressure of the blood and elevation of the bottle required to maintain flow at the desired rate are to be determined.

Assumptions 1 The IV fluid is incompressible. 2 The IV bottle is open to the atmosphere.

Properties The density of the IV fluid is given to be $\rho = 1020 \text{ kg/m}^3$.

Analysis (a) Noting that the IV fluid and the blood pressures balance each other when the bottle is 0.8 m above the arm level, the gage pressure of the blood in the arm is simply equal to the gage pressure of the IV fluid at a depth of 0.8 m,

$$\begin{aligned} P_{\text{gage, arm}} &= P_{\text{abs}} - P_{\text{atm}} = \rho g h_{\text{arm-bottle}} \\ &= (1020 \text{ kg/m}^3)(9.81 \text{ m/s}^2)(0.8 \text{ m}) \left(\frac{1 \text{ kN}}{1000 \text{ kg} \cdot \text{m/s}^2} \right) \left(\frac{1 \text{ kPa}}{1 \text{ kN/m}^2} \right) \\ &= \mathbf{8.0 \text{ kPa}} \end{aligned}$$



(b) To provide a gage pressure of 15 kPa at the arm level, the height of the bottle from the arm level is again determined from $P_{\text{gage, arm}} = \rho g h_{\text{arm-bottle}}$ to be

$$\begin{aligned} h_{\text{arm-bottle}} &= \frac{P_{\text{gage, arm}}}{\rho g} \\ &= \frac{15 \text{ kPa}}{(1020 \text{ kg/m}^3)(9.81 \text{ m/s}^2)} \left(\frac{1000 \text{ kg} \cdot \text{m/s}^2}{1 \text{ kN}} \right) \left(\frac{1 \text{ kN/m}^2}{1 \text{ kPa}} \right) = \mathbf{1.5 \text{ m}} \end{aligned}$$

Discussion Note that the height of the reservoir can be used to control flow rates in gravity driven flows. When there is flow, the pressure drop in the tube due to friction should also be considered. This will result in raising the bottle a little higher to overcome pressure drop.

1-119E A water pipe is connected to a double-U manometer whose free arm is open to the atmosphere. The absolute pressure at the center of the pipe is to be determined.

Assumptions 1 All the liquids are incompressible. **2** The solubility of the liquids in each other is negligible.

Properties The specific gravities of mercury and oil are given to be 13.6 and 0.80, respectively. We take the density of water to be $\rho_w = 62.4 \text{ lbm/ft}^3$.

Analysis Starting with the pressure at the center of the water pipe, and moving along the tube by adding (as we go down) or subtracting (as we go up) the ρgh terms until we reach the free surface of oil where the oil tube is exposed to the atmosphere, and setting the result equal to P_{atm} gives

$$P_{\text{water pipe}} - \rho_{\text{water}}gh_{\text{water}} + \rho_{\text{oil}}gh_{\text{oil}} - \rho_{\text{Hg}}gh_{\text{Hg}} - \rho_{\text{oil}}gh_{\text{oil}} = P_{\text{atm}}$$

Solving for $P_{\text{water pipe}}$,

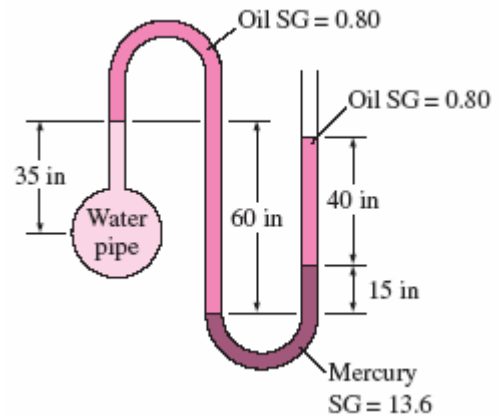
$$P_{\text{water pipe}} = P_{\text{atm}} + \rho_{\text{water}}g(h_{\text{water}} - SG_{\text{oil}}h_{\text{oil}} + SG_{\text{Hg}}h_{\text{Hg}} + SG_{\text{oil}}h_{\text{oil}})$$

Substituting,

$$\begin{aligned} P_{\text{water pipe}} &= 14.2 \text{ psia} + (62.4 \text{ lbm/ft}^3)(32.2 \text{ ft/s}^2)[(35/12 \text{ ft}) - 0.8(60/12 \text{ ft}) + 13.6(15/12 \text{ ft}) \\ &\quad + 0.8(40/12 \text{ ft})] \times \left(\frac{1 \text{ lbf}}{32.2 \text{ lbm} \cdot \text{ft/s}^2} \right) \left(\frac{1 \text{ ft}^2}{144 \text{ in}^2} \right) \\ &= \mathbf{22.3 \text{ psia}} \end{aligned}$$

Therefore, the absolute pressure in the water pipe is 22.3 psia.

Discussion Note that jumping horizontally from one tube to the next and realizing that pressure remains the same in the same fluid simplifies the analysis greatly.



1-120 The average atmospheric pressure is given as $P_{\text{atm}} = 101.325(1 - 0.02256z)^{5.256}$ where z is the altitude in km. The atmospheric pressures at various locations are to be determined.

Analysis The atmospheric pressures at various locations are obtained by substituting the altitude z values in km into the relation

$$P_{\text{atm}} = 101.325(1 - 0.02256z)^{5.256}$$

Atlanta: ($z = 0.306 \text{ km}$): $P_{\text{atm}} = 101.325(1 - 0.02256 \times 0.306)^{5.256} = \mathbf{97.7 \text{ kPa}}$

Denver: ($z = 1.610 \text{ km}$): $P_{\text{atm}} = 101.325(1 - 0.02256 \times 1.610)^{5.256} = \mathbf{83.4 \text{ kPa}}$

M. City: ($z = 2.309 \text{ km}$): $P_{\text{atm}} = 101.325(1 - 0.02256 \times 2.309)^{5.256} = \mathbf{76.5 \text{ kPa}}$

Mt. Ev.: ($z = 8.848 \text{ km}$): $P_{\text{atm}} = 101.325(1 - 0.02256 \times 8.848)^{5.256} = \mathbf{31.4 \text{ kPa}}$

1-121 The temperature of the atmosphere varies with altitude z as $T = T_0 - \beta z$, while the gravitational acceleration varies by $g(z) = g_0 / (1 + z / 6,370,320)^2$. Relations for the variation of pressure in atmosphere are to be obtained (a) by ignoring and (b) by considering the variation of g with altitude.

Assumptions The air in the troposphere behaves as an ideal gas.

Analysis (a) Pressure change across a differential fluid layer of thickness dz in the vertical z direction is

$$dP = -\rho g dz$$

From the ideal gas relation, the air density can be expressed as $\rho = \frac{P}{RT} = \frac{P}{R(T_0 - \beta z)}$. Then,

$$dP = -\frac{P}{R(T_0 - \beta z)} g dz$$

Separating variables and integrating from $z = 0$ where $P = P_0$ to $z = z$ where $P = P$,

$$\int_{P_0}^P \frac{dP}{P} = -\int_0^z \frac{g dz}{R(T_0 - \beta z)}$$

Performing the integrations,

$$\ln \frac{P}{P_0} = \frac{g}{R\beta} \ln \frac{T_0 - \beta z}{T_0}$$

Rearranging, the desired relation for atmospheric pressure for the case of constant g becomes

$$P = P_0 \left(1 - \frac{\beta z}{T_0} \right)^{\frac{g}{R\beta}}$$

(b) When the variation of g with altitude is considered, the procedure remains the same but the expressions become more complicated,

$$dP = -\frac{P}{R(T_0 - \beta z)} \frac{g_0}{(1 + z / 6,370,320)^2} dz$$

Separating variables and integrating from $z = 0$ where $P = P_0$ to $z = z$ where $P = P$,

$$\int_{P_0}^P \frac{dP}{P} = -\int_0^z \frac{g_0 dz}{R(T_0 - \beta z)(1 + z / 6,370,320)^2}$$

Performing the integrations,

$$\ln P \Big|_{P_0}^P = \frac{g_0}{R\beta} \left[\frac{1}{(1 + kT_0 / \beta)(1 + kz)} - \frac{1}{(1 + kT_0 / \beta)^2} \ln \frac{1 + kz}{T_0 - \beta z} \right]_0^z$$

where $R = 287 \text{ J/kg}\cdot\text{K} = 287 \text{ m}^2/\text{s}^2\cdot\text{K}$ is the gas constant of air. After some manipulations, we obtain

$$P = P_0 \exp \left[-\frac{g_0}{R(\beta + kT_0)} \left(\frac{1}{1 + 1/kz} + \frac{1}{1 + kT_0 / \beta} \ln \frac{1 + kz}{1 - \beta z / T_0} \right) \right]$$

where $T_0 = 288.15 \text{ K}$, $\beta = 0.0065 \text{ K/m}$, $g_0 = 9.807 \text{ m/s}^2$, $k = 1/6,370,320 \text{ m}^{-1}$, and z is the elevation in m.

Discussion When performing the integration in part (b), the following expression from integral tables is used, together with a transformation of variable $x = T_0 - \beta z$,

$$\int \frac{dx}{x(a + bx)^2} = \frac{1}{a(a + bx)} - \frac{1}{a^2} \ln \frac{a + bx}{x}$$

Also, for $z = 11,000 \text{ m}$, for example, the relations in (a) and (b) give 22.62 and 22.69 kPa, respectively.

1-122 The variation of pressure with density in a thick gas layer is given. A relation is to be obtained for pressure as a function of elevation z .

Assumptions The property relation $P = C\rho^n$ is valid over the entire region considered.

Analysis The pressure change across a differential fluid layer of thickness dz in the vertical z direction is given as,

$$dP = -\rho g dz$$

Also, the relation $P = C\rho^n$ can be expressed as $C = P / \rho^n = P_0 / \rho_0^n$, and thus

$$\rho = \rho_0 (P / P_0)^{1/n}$$

Substituting,

$$dP = -g\rho_0 (P / P_0)^{1/n} dz$$

Separating variables and integrating from $z = 0$ where $P = P_0 = C\rho_0^n$ to $z = z$ where $P = P$,

$$\int_{P_0}^P (P / P_0)^{-1/n} dP = -\rho_0 g \int_0^z dz$$

Performing the integrations.

$$P_0 \frac{(P / P_0)^{-1/n+1}}{-1/n+1} \Big|_{P_0}^P = -\rho_0 g z \quad \rightarrow \quad \left(\frac{P}{P_0} \right)^{(n-1)/n} - 1 = -\frac{n-1}{n} \frac{\rho_0 g z}{P_0}$$

Solving for P ,

$$P = P_0 \left(1 - \frac{n-1}{n} \frac{\rho_0 g z}{P_0} \right)^{n/(n-1)}$$

which is the desired relation.

Discussion The final result could be expressed in various forms. The form given is very convenient for calculations as it facilitates unit cancellations and reduces the chance of error.

1-123 A pressure transducer is used to measure pressure by generating analogue signals, and it is to be calibrated by measuring both the pressure and the electric current simultaneously for various settings, and the results are tabulated. A calibration curve in the form of $P = aI + b$ is to be obtained, and the pressure corresponding to a signal of 10 mA is to be calculated.

Assumptions Mercury is an incompressible liquid.

Properties The specific gravity of mercury is given to be 13.56, and thus its density is $13,560 \text{ kg/m}^3$.

Analysis For a given differential height, the pressure can be calculated from

$$P = \rho g \Delta h$$

For $\Delta h = 28.0 \text{ mm} = 0.0280 \text{ m}$, for example,

$$P = 13.56(1000 \text{ kg/m}^3)(9.81 \text{ m/s}^2)(0.0280 \text{ m}) \left(\frac{1 \text{ kN}}{1000 \text{ kg} \cdot \text{m/s}^2} \right) \left(\frac{1 \text{ kPa}}{1 \text{ kN/m}^2} \right) = 3.75 \text{ kPa}$$

Repeating the calculations and tabulating, we have

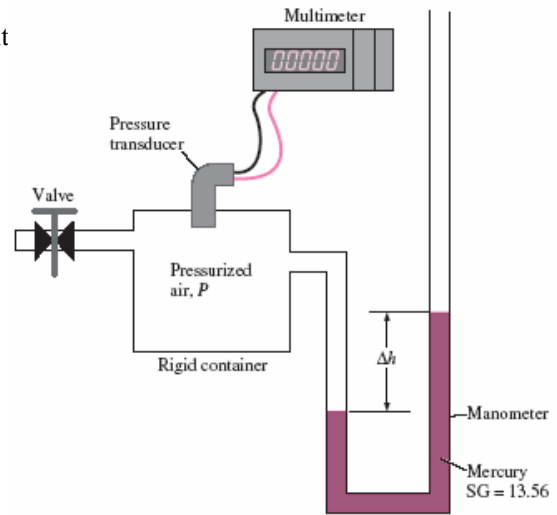
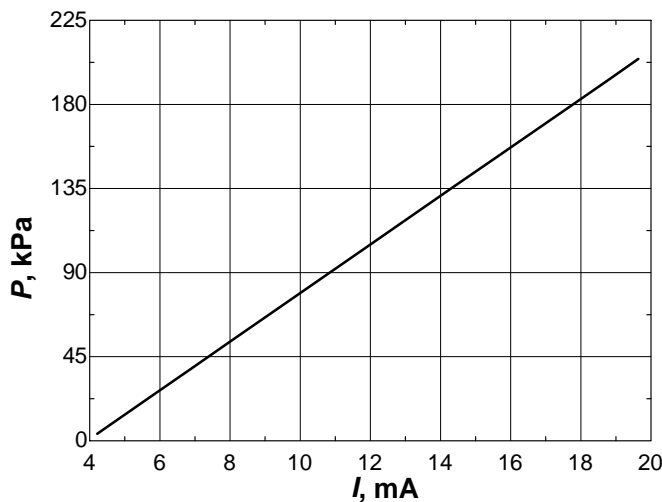
$\Delta h(\text{mm})$	28.0	181.5	297.8	413.1	765.9	1027	1149	1362	1458	1536
$P(\text{kPa})$	3.73	24.14	39.61	54.95	101.9	136.6	152.8	181.2	193.9	204.3
$I(\text{mA})$	4.21	5.78	6.97	8.15	11.76	14.43	15.68	17.86	18.84	19.64

A plot of P versus I is given below. It is clear that the pressure varies linearly with the current, and using EES, the best curve fit obtained to be

$$P = 13.00I - 51.00 \quad (\text{kPa}) \quad \text{for } 4.21 \leq I \leq 19.64.$$

For $I = 10 \text{ mA}$, for example, we would get

$$P = \mathbf{79.0 \text{ kPa}}$$



Discussion Note that the calibration relation is valid in the specified range of currents or pressures.

1-124 The flow of air through a wind turbine is considered. Based on unit considerations, a proportionality relation is to be obtained for the mass flow rate of air through the blades.

Assumptions Wind approaches the turbine blades with a uniform velocity.

Analysis The mass flow rate depends on the air density, average wind velocity, and the cross-sectional area which depends on hose diameter. Also, the unit of mass flow rate \dot{m} is kg/s. Therefore, the independent quantities should be arranged such that we end up with the proper unit. Putting the given information into perspective, we have

$$\dot{m} \text{ [kg/s]} \text{ is a function of } \rho \text{ [kg/m}^3\text{]}, D \text{ [m]}, \text{ and } V \text{ [m/s]}$$

It is obvious that the only way to end up with the unit “kg/s” for mass flow rate is to multiply the quantities ρ and V with the square of D . Therefore, the desired proportionality relation is

$$\dot{m} \text{ is proportional to } \rho D^2 V$$

or,

$$\dot{m} = C \rho D^2 V$$

where the constant of proportionality is $C = \pi/4$ so that $\dot{m} = \rho(\pi D^2 / 4)V$

Discussion Note that the dimensionless constants of proportionality cannot be determined with this approach.

1-125 A relation for the air drag exerted on a car is to be obtained in terms of on the drag coefficient, the air density, the car velocity, and the frontal area of the car.

Analysis The drag force depends on a dimensionless drag coefficient, the air density, the car velocity, and the frontal area. Also, the unit of force F is newton N, which is equivalent to kg·m/s². Therefore, the independent quantities should be arranged such that we end up with the unit kg·m/s² for the drag force. Putting the given information into perspective, we have

$$F_D \text{ [kg·m/s}^2\text{]} \leftrightarrow C_{\text{Drag}} [], A_{\text{front}} \text{ [m}^2\text{]}, \rho \text{ [kg/m}^3\text{]}, \text{ and } V \text{ [m/s]}$$

It is obvious that the only way to end up with the unit “kg·m/s²” for drag force is to multiply mass with the square of the velocity and the frontal area, with the drag coefficient serving as the constant of proportionality. Therefore, the desired relation is

$$F_D = C_{\text{Drag}} \rho A_{\text{front}} V^2$$

Discussion Note that this approach is not sensitive to dimensionless quantities, and thus a strong reasoning is required.

Fundamentals of Engineering (FE) Exam Problems

1-126 Consider a fish swimming 5 m below the free surface of water. The increase in the pressure exerted on the fish when it dives to a depth of 25 m below the free surface is

- (a) 196 Pa (b) 5400 Pa (c) 30,000 Pa (d) 196,000 Pa (e) 294,000 Pa

Answer (d) 196,000 Pa

Solution Solved by EES Software. Solutions can be verified by copying-and-pasting the following lines on a blank EES screen. (Similar problems and their solutions can be obtained easily by modifying numerical values).

```
rho=1000 "kg/m3"
g=9.81 "m/s2"
z1=5 "m"
z2=25 "m"
DELTAP=rho*g*(z2-z1) "Pa"
```

"Some Wrong Solutions with Common Mistakes:"

```
W1_P=rho*g*(z2-z1)/1000 "dividing by 1000"
W2_P=rho*g*(z1+z2) "adding depts instead of subtracting"
W3_P=rho*(z1+z2) "not using g"
W4_P=rho*g*(0+z2) "ignoring z1"
```

1-127 The atmospheric pressures at the top and the bottom of a building are read by a barometer to be 96.0 and 98.0 kPa. If the density of air is 1.0 kg/m^3 , the height of the building is

- (a) 17 m (b) 20 m (c) 170 m (d) 204 m (e) 252 m

Answer (d) 204 m

Solution Solved by EES Software. Solutions can be verified by copying-and-pasting the following lines on a blank EES screen. (Similar problems and their solutions can be obtained easily by modifying numerical values).

```
rho=1.0 "kg/m3"
g=9.81 "m/s2"
P1=96 "kPa"
P2=98 "kPa"
DELTAP=P2-P1 "kPa"
DELTAP=rho*g*h/1000 "kPa"
```

"Some Wrong Solutions with Common Mistakes:"

```
DELTAP=rho*W1_h/1000 "not using g"
DELTAP=g*W2_h/1000 "not using rho"
P2=rho*g*W3_h/1000 "ignoring P1"
P1=rho*g*W4_h/1000 "ignoring P2"
```

1-128 An apple loses 4.5 kJ of heat as it cools per °C drop in its temperature. The amount of heat loss from the apple per °F drop in its temperature is

- (a) 1.25 kJ (b) 2.50 kJ (c) 5.0 kJ (d) 8.1 kJ (e) 4.1 kJ

Answer (b) 2.50 kJ

Solution Solved by EES Software. Solutions can be verified by copying-and-pasting the following lines on a blank EES screen. (Similar problems and their solutions can be obtained easily by modifying numerical values).

```
Q_perC=4.5 "kJ"
Q_perF=Q_perC/1.8 "kJ"
```

"Some Wrong Solutions with Common Mistakes:"
 W1_Q=Q_perC*1.8 "multiplying instead of dividing"
 W2_Q=Q_perC "setting them equal to each other"

1-129 Consider a 2-m deep swimming pool. The pressure difference between the top and bottom of the pool is

- (a) 12.0 kPa (b) 19.6 kPa (c) 38.1 kPa (d) 50.8 kPa (e) 200 kPa

Answer (b) 19.6 kPa

Solution Solved by EES Software. Solutions can be verified by copying-and-pasting the following lines on a blank EES screen. (Similar problems and their solutions can be obtained easily by modifying numerical values).

```
rho=1000 "kg/m^3"
g=9.81 "m/s^2"
z1=0 "m"
z2=2 "m"
DELTAP=rho*g*(z2-z1)/1000 "kPa"
```

"Some Wrong Solutions with Common Mistakes:"
 W1_P=rho*(z1+z2)/1000 "not using g"
 W2_P=rho*g*(z2-z1)/2000 "taking half of z"
 W3_P=rho*g*(z2-z1) "not dividing by 1000"

1-130 At sea level, the weight of 1 kg mass in SI units is 9.81 N. The weight of 1 lbm mass in English units is

- (a) 1 lbf (b) 9.81 lbf (c) 32.2 lbf (d) 0.1 lbf (e) 0.031 lbf

Answer (a) 1 lbf

Solution Solved by EES Software. Solutions can be verified by copying-and-pasting the following lines on a blank EES screen. (Similar problems and their solutions can be obtained easily by modifying numerical values).

```
m=1 "lbm"
g=32.2 "ft/s2"
W=m*g/32.2 "lbf"
```

"Some Wrong Solutions with Common Mistakes:"

```
gSI=9.81 "m/s2"
W1_W= m*gSI "Using wrong conversion"
W2_W= m*g "Using wrong conversion"
W3_W= m/gSI "Using wrong conversion"
W4_W= m/g "Using wrong conversion"
```

1-131 During a heating process, the temperature of an object rises by 10°C. This temperature rise is equivalent to a temperature rise of

- (a) 10°F (b) 42°F (c) 18 K (d) 18 R (e) 283 K

Answer (d) 18 R

Solution Solved by EES Software. Solutions can be verified by copying-and-pasting the following lines on a blank EES screen. (Similar problems and their solutions can be obtained easily by modifying numerical values).

```
T_inC=10 "C"
T_inR=T_inC*1.8 "R"
```

"Some Wrong Solutions with Common Mistakes:"

```
W1_TinF=T_inC "F, setting C and F equal to each other"
W2_TinF=T_inC*1.8+32 "F, converting to F "
W3_TinK=1.8*T_inC "K, wrong conversion from C to K"
W4_TinK=T_inC+273 "K, converting to K"
```

1-132, 1-133 Design and Essay Problems

